

# Brands that stand the test of time.

Our family of brands in the Appliance, Commercial and Industrial Motors division (ACIM), have been delivering quality and innovative technology for generations. Now together under the Nidec umbrella, you can access any of our brands to find the perfect solution for your application.

## At Your Service

### Certified Customer Service Center Locations:

Middleton, PA  
Southaven, MS  
Rancho Cucamonga, CA  
Naperville, IL  
Markham, Ontario, CA  
Hastings, NE

### Customer Service Hours

7a to 6p CST  
Monday through Friday  
Call toll-free 888-637-7333

### After Hours Emergency Line for Stock Motor Sales\*

24/7  
901-541-6057

### Find the Motor You Need

1. Use the Table of Contents or the Quick Find Reference Guide on Page v.
2. Once you find the section you need, go to the corresponding price pages to find your motor.
3. For added features, go to the Conversion and Accessories section of the Catalog.

## Connect With Us

We have the online tools to connect you with the right motor quickly at <http://ecatalog.motorboss.com/>

### Enter this portal for:

- Competitive cross reference tools
- More than 50,000 cross references by competitor or OEM catalog and model numbers.
- eCatalog search tool (search by ID, features or applications)
- Dimension prints
- Nameplate data
- 3D models
- Performance data
- Wiring diagrams
- Installation and maintenance manuals

## Get The FL600 APP



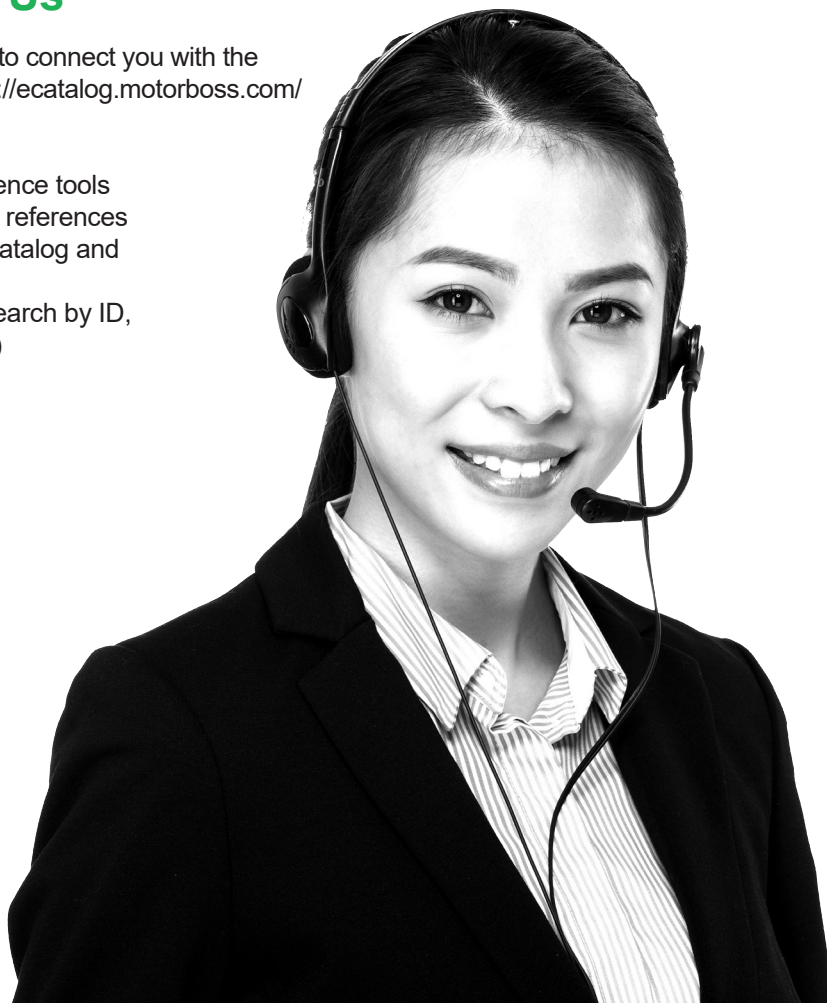
On the move, but need product information in the palm of your hand? Access the FL600 digitally, by installing the FREE app on your cell phone or tablet. It's listed on the Apple App Store as FL600.

The digital FL600 is interactive. Enter a search phrase and you'll be taken to the information you need quickly. You can access the FL600 by clicking here: [www.usmotors.com/fl600](http://www.usmotors.com/fl600). Be sure to take the brief tutorial when you sign in so you can learn how to use all the tools and features of the digital version.

## Wherever You Are, We're There

U.S. MOTORS brand products, as well as a full complement of production and facilities maintenance solutions, is available locally and throughout the world:

- On hand inventory at distributors in your area
- Authorized service stations for warranty and repair





# New Product Offerings

## WORLD MOTOR® Horizontal A.C. General Purpose Motors

29

- HOSTILE DUTY®, CORRO-DUTY®, 841PLUS®
- NEMA & IEC
- Horizontal A.C.
- Premium efficient and inverter duty
- TEFC, Cast Iron Construction



## FORECYTE™ Asset Condition Monitoring Platform

109

- Monitor
- Collect
- Visualize
- Analyze



## TITAN® II WPI 449 Frame high Thrust VHS Motors

265

- Premium Efficient Design
- 400, 450 and 500 HP
- Multiple p-base options (20", 24.5" and 30.5")
- Higher Reed Critical Frequency (RCF)
- Lower Operating Temperature
- 115 Volt Space Heater
- Special Balance



Coming Soon

## ID300 All In One Drive System Solution

- Onboard PLC
- Module for fieldbus communication
- Integrated pump application
- Optimum efficiency across the whole speed range




# New Product Offerings

228

## NEPTUNE™ Variable Speed Pool Pump Motor

- Variable speed
- Hassle-Free User Interface
- Easy to install
- 1.25 to 2.70 Total Horsepower (THP) Ratings
- 1.25 & 1.65 THP Models are Dual Voltage Designs
- BPM with Integrated Motor, Control, & User Interface
- Finned Aluminum, Totally Enclosed Fan Cooled Motor



232

## AQUA-SHIELD PRO®

- Finned Aluminum, Totally Enclosed Fan Cooled motor
- Top mounted conduit box for easier installation
- 115/208-230V design



121

## ACCU-Torq® TEBC Motor

- 3-350 HP
- F1 Standard-Field convertible to F2
- CORRO-Duty® construction
- Encoder and brake conversions
- Full continuous torque up to 200 speed



268

## TEFC CORRO-DUTY® Inverter Duty High Thrust VHS Motors

- Premium Efficient Design
- All Cast Iron Construction
- Internal Shaft Grounding Ring
- Upper Insulated Bearing on 400 Frame & Up
- 115 Volt Space Heater
- Special Balance



# New Product Offerings

## RESCUE EcoTech® Outdoor 48 EC Condenser Fan Motor

- ECM Condenser Fan
- 1/3-1/5 hp, 825 and 1075 RPM
- 5.6" Diameter, Totally Enclosed Air Over (TEAO)
- Belly band mount or stud mount
- Shaft Up (5562EO) or Shaft Down (5561EO) Mounting

*Now Available, Contact Your Sales and Business Development Manager*



## RESCUE EcoTech® Outdoor 56 EC Condenser Fan Motor

- Commercial Condenser for NEMA® 56 frame
- TEAO with integrated motor control
- 3-Phase with 300-1200 rpm constant speed operation
- 0-10 Vdc or 10-0 Vdc Input


*Now Available, Contact Your Sales and Business Development Manager*



## OEM Replacement for Draft Inducers

- 80+ and 90+ natural gas furnace and package units
- Shaded pole and Permanent Split Capacitors
- Automatic reset thermal overload protector
- Ball bearing

*Now Available, Contact Your Sales and Business Development Manager*



## RESCUE EZ-Wire® Permanent Split Capacitor

- Multi HP Condenser and Blower motor
- Motor in clear packaging
- U.S.A. made capacitor included
- All angle position and side shell mount

*Now Available, Contact Your Sales and Business Development Manager*



# New Product Offerings

## RESCUE EZ13<sup>®</sup>

- ECM Direct Drive Blower
- Universal ECM Replacement for Selectech<sup>®</sup>, X13<sup>†</sup> and Endura<sup>®</sup> Pro
- Auto-Sensing Rotation
- Ready to install, no programming required

*Now Available, Contact Your Sales and Business Development Manager*



## RESCUE EZ16<sup>®</sup>

- ECM Direct Drive Blower
- 16-Pin Replacement for ECM 2.0, 2.3 and EON<sup>®†</sup>
- Field Tunable EZ Interface (E21)
- Adjustable Airflow at point of installation

*Now Available, Contact Your Sales and Business Development Manager*



## RESCUE Select Pro<sup>™</sup>

- ECM Direct Drive Blower
- Universal ECM Replacement for Selectech<sup>®</sup>, X13<sup>†</sup> and Endura<sup>®</sup> Pro
- Auto-Sensing Rotation and Integrated Bluetooth<sup>®</sup>
- Ready to install, Optional Programming through App

*Now Available, Contact Your Sales and Business Development Manager*



## RESCUE EcoTech<sup>®</sup>

- ECM Direct Drive Blower
- PSC to ECM Upgrade
- Low continuous fan speed option
- Reversible rotation and dual voltage

*Now Available, Contact Your Sales and Business Development Manager*



## RESCUE PerfectSpeed<sup>®</sup>

- ECM Ventilation Motor
- User Interface for Speed Control
- Optional 0-10 VDC remote potentiometer

*Now Available, Contact Your Sales and Business Development Manager*



New Product Offerings

# Table of Contents

## INTRODUCTION

Customer Service	
How to Find the Motor You Need	
eBusiness Solutions	
New Product Offerings	
Table of Contents	i-iv
Important Information / Application & Brand Index	v
Agency Approvals	vi
General Information for Integral Horsepower (IHP) Motors	vii
Motor / Inverter Compatibility	viii
Warranty Guidelines for Integral Horsepower	ix
Limited Warranty	x
Terms and Conditions of Sale / Catalog Numbering System	xi-xiii

## GENERAL PURPOSE MOTORS

<b>General Purpose Motors Overview</b>	1
<b>GENERAL PURPOSE UNIMOUNT® AND STEEL EDGE™</b>	
General Purpose Three Phase, Totally Enclosed Fan Cooled (TEFC)	2-5
General Purpose Three Phase, Totally Enclosed Fan Cooled (TEFC) UNIMOUNT® NEMA® Premium Efficient	6-7
General Purpose Three Phase, Totally Enclosed Fan Cooled (TEFC) STEEL EDGE™	8-9
Definite Purpose Three Phase, UNIMOUNT® Totally Enclosed Fan Cooled (TEFC) Multi-Speed	10
<b>GENERAL PURPOSE C-FACE</b>	
General Purpose Three Phase, Totally Enclosed Fan Cooled (TEFC) UNIMOUNT® NEMA® Premium Efficient, C-Face Footed	11
General Purpose Three Phase, Totally Enclosed Fan Cooled (TEFC) STEEL EDGE™ C-Face Footed	12-13
General Purpose Three Phase, Totally Enclosed Fan Cooled (TEFC) C-Face Footless	14-16
General Purpose Three Phase, Totally Enclosed Fan Cooled (TEFC) UNIMOUNT® C-Face Footless	17
General Purpose Three Phase, Totally Enclosed Fan Cooled (TEFC) STEEL EDGE™ C-Face Footless	18-19
<b>GENERAL PURPOSE HOSTILE DUTY</b>	
General Purpose Three Phase, Totally Enclosed Fan Cooled (TEFC) World Motor HOSTILE DUTY® NEMA® Premium Efficient	20-23
General Purpose Three Phase, Totally Enclosed Fan Cooled (TEFC) HOSTILE DUTY® NEMA® Premium Efficient	24-28
General Purpose Three Phase, Totally Enclosed Fan Cooled (TEFC) World Motor HOSTILE DUTY® NEMA® Premium Efficient, C-Face	29
General Purpose Three Phase, Totally Enclosed Fan Cooled (TEFC) HOSTILE DUTY® NEMA® Premium Efficient, C-Face	30
<b>GENERAL PURPOSE CORRO-DUTY®</b>	
General Purpose Three Phase, Totally Enclosed Fan Cooled (TEFC) World Motor CORRO-DUTY® NEMA® Premium Efficient	31-33
General Purpose Three Phase, Totally Enclosed Fan Cooled (TEFC) CORRO-DUTY® NEMA® Premium Efficient	34-36
General Purpose Three Phase, Totally Enclosed Fan Cooled (TEFC) World Motor CORRO-DUTY® NEMA® Premium Efficient C-Face	37
General Purpose Three Phase, Totally Enclosed Fan Cooled (TEFC) CORRO-DUTY® Premium Efficient C-Face	38
TITAN® General Purpose Three Phase, Totally Enclosed Fan Cooled (TEFC) CORRO-DUTY® High Efficient	39
General Purpose Three Phase, Totally Enclosed Fan Cooled (TEFC) CORRO-DUTY® NEMA® Premium Efficient – IE3, Vertical C-Face	40-41
<b>GENERAL PURPOSE 841 PLUS®</b>	
General Purpose Three Phase, Totally Enclosed Fan Cooled (TEFC) World Motor 841 PLUS® NEMA® Premium Efficient	42-45
General Purpose Three Phase, Totally Enclosed Fan Cooled (TEFC)	

841 PLUS® NEMA® Premium Efficient	46-49
General Purpose Three Phase, Totally Enclosed Fan Cooled (TEFC) World Motor 841 PLUS® NEMA® Premium Efficient, C-Face Footless	50
General Purpose Three Phase, Totally Enclosed Fan Cooled (TEFC) 841 PLUS® NEMA® Premium Efficient, C-Face Footless	51
General Purpose Three Phase, Totally Enclosed Fan Cooled (TEFC) 661 PLUS® NEMA® Premium Efficient	52
General Purpose Three Phase, Totally Enclosed Fan Cooled (TEFC) World Motor HOSTILE DUTY® IEC, IE3 Efficiency	52A
General Purpose Three Phase, Totally Enclosed Fan Cooled (TEFC) World Motor HOSTILE DUTY® IEC, B5 (footless), IE3 Efficiency	52B
<b>GENERAL PURPOSE OPEN DRIP PROOF</b>	
General Purpose Three Phase Open Drip Proof (ODP) NEMA® Premium Efficient	53-58
General Purpose Three Phase, Open Drip Proof (ODP) Resilient Base NEMA® Premium Efficient	59
General Purpose Three Phase, Open Drip Proof (ODP) NEMA® Premium Efficient, C-Face	60
<b>GENERAL PURPOSE HAZARDOUS LOCATION</b>	
General Purpose Three Phase, Totally Enclosed Fan Cooled (TEFC) Div. 1 Hazardous Location NEMA® Premium Efficient, Dual Label	61-62
General Purpose Three Phase, Totally Enclosed Fan Cooled (TEFC) Div. 1 Hazardous Location NEMA® Premium Efficient, Single Label, CORRO-DUTY®	63-64
<b>GENERAL PURPOSE AUTOMOTIVE DUTY</b>	
Definite Purpose Automotive Duty U Frame Premium Efficient Footed	65-66
Definite Purpose Direct Current Permanent Magnet	67

## COOLING TOWER MOTORS

<b>Cooling Tower Duty Motors Overview</b>	68
Stock World Motor Cooling Tower Duty Three Phase, TEAO & TEFC Premium Efficient, Inverter Duty 10:1 (6-60 Hz) Speed Range Variable Torque, Internal SGR	69A
Stock World Motor Cooling Tower Duty Three Phase, TEAO & TEFC Premium Efficient, Inverter Duty 10:1 (6-60 Hz) Speed Range Variable Torque	69B-70
Stock Cooling Tower Duty Three Phase, TEAO & TEFC Premium Efficient, Inverter Duty 10:1 (6-60 Hz) Speed Range Variable Torque	71-73

## HAZARDOUS LOCATION MOTORS

<b>Hazardous Location Motors Overview</b>	74
General Purpose Three Phase, Totally Enclosed Fan Cooled (TEFC) Div. 1 Hazardous Location NEMA® Premium Efficient, Dual Label	75-76
General Purpose Three Phase, Totally Enclosed Fan Cooled (TEFC) Div. 1 Hazardous Location NEMA® Premium Efficient, Single Label, CORRO-DUTY®	77-78
General Purpose Three Phase, Totally Enclosed Fan Cooled (TEFC) Div. 1 Hazardous Location Dual & Single Label, C-Face	79
Special Application Close Coupled Pump Three Phase Div. 1 Hazardous Duty, Dual Label	80
General Purpose Single Phase, Div.1 Hazardous Location Class I (Group C&D), Class II (Group E, F, & G)	81

## C-FACE MOTORS

<b>C-Face Motors Overview</b>	82
General Purpose Three Phase, Totally Enclosed Fan Cooled (TEFC), C-Face Footed	83-85
General Purpose Three Phase, Totally Enclosed Fan Cooled (TEFC) UNIMOUNT® NEMA® Premium Efficient, C-Face Footed	86

## Table of Contents

General Purpose Three Phase, Totally Enclosed Fan Cooled (TEFC) STEEL EDGE™ C-Face Footed . . . . .	87-88
General Purpose Three Phase Totally Enclosed Fan Cooled (TEFC) C-Face Footless. . . . .	89-91
General Purpose Three Phase, Totally Enclosed Fan Cooled (TEFC) UNIMOUNT® C-Face Footless . . . . .	92
General Purpose Three Phase, Totally Enclosed Fan Cooled (TEFC) World Motor CORRO-DUTY® NEMA®† Premium Efficient, C-Face . . . . .	93
General Purpose Three Phase, Totally Enclosed Fan Cooled (TEFC) CORRO-DUTY® Premium Efficient, C-Face. . . . .	94
General Purpose Three Phase, Totally Enclosed Fan Cooled (TEFC) World Motor 841 PLUS® NEMA®† Premium Efficient . . . . .	95
General Purpose Three Phase, Totally Enclosed Fan Cooled (TEFC) 841 PLUS® NEMA®† Premium Efficient . . . . .	96
General Purpose Three Phase, Totally Enclosed Fan Cooled (TEFC) Div. 1 Hazardous Location Dual & Single Label, C-Face . . . . .	97
General Purpose Single Phase, Div.1 Hazardous Location Class I (Group C&D), Class II (Group E, F, & G) . . . . .	98
Painted Washdown Three Phase, Totally Enclosed, Footed . . . . .	99
Painted Washdown Three Phase, Totally Enclosed, Footless. . . . .	100
Paint Free Washdown Three Phase, Totally Enclosed, C-Face . . . . .	101
All Stainless Steel Washdown Three Phase Totally Enclosed, C-Face . . . . .	102
Painted Washdown Single Phase, Totally Enclosed, C-Face . . . . .	103
General Purpose Three Phase, Open Drip Proof (ODP) NEMA®† Premium Efficient, C-Face . . . . .	104
General Purpose Single Phase, Capacitor Start Totally Enclosed Fan Cooled (TEFC) C-Face. . . . .	105-106
General Purpose Single Phase Open Drip Proof (ODP) C-Face, Capacitor Start . . . . .	107

### VARIABLE FREQUENCY DRIVES

<b>Variable Frequency Drives Overview . . . . .</b>	<b>108</b>
Forecye Asset Condition Monitoring Platform . . . . .	109
AD700E. . . . .	110
AD1000 . . . . .	111
HYBRID DRIVES - NEMA 1 / IP20 & 1P50 . . . . .	112
USAC HYBRID DRIVES - NEMA 4X / IP65 . . . . .	113
USAC HYBRID DRIVES - ACCESSORIES . . . . .	114
USVF HYBRID DRIVES - CHASSIS / IP20 . . . . .	115
USVF HYBRID DRIVES - ACCESSORIES . . . . .	116
USAD DIGITAL DRIVES - NEMA 4X / IP65 . . . . .	117
USAD DIGITAL DRIVES - ACCESSORIES . . . . .	118

### VARIABLE FREQUENCY DRIVE MOTORS

<b>Variable Frequency Drive Motors Overview . . . . .</b>	<b>119</b>
ACCU-Torq® Totally Enclosed, Non-Ventilated (TENV) Vector Duty, C-Face, 5000:1 Constant Torque . . . . .	120
ACCU-Torq® Totally Enclosed Blower Cooled (TEBC) & Totally Enclosed, Non-Ventilated (TENV) Vector Duty, C-Face, 5000:1 Constant Torque . . . . .	121
ACCU-Torq® Motor Accessories and Available Conversions . . . . .	122
Special Application, Vector Duty Blower (ACCU Series). . . . .	123
Definite Purpose Three Phase, Totally Enclosed Fan Cooled (TEFC) UNIMOUNT®, Inverter Duty 20:1 (3-60 Hertz) Speed Range Variable Torque, 5:1 (12-60 Hertz) Speed Range Constant Torque. . . . .	124
Definite Purpose Three Phase, Totally Enclosed Fan Cooled (TEFC) World Motor HOSTILE DUTY®, Inverter Duty 20:1 (3-60 Hertz) Speed Range Variable Torque, 5:1 (12-60 Hertz) Speed Range Constant Torque. . . . .	125-126
Definite Purpose Three Phase, Totally Enclosed Fan Cooled (TEFC) HOSTILE DUTY, Inverter Duty 20:1 (3-60 Hertz) Speed Range Variable Torque . . . . .	127-128
Definite Purpose Three Phase, Totally Enclosed Fan Cooled (TEFC) HOSTILE DUTY, Inverter Duty 20:1 (3-60 Hertz) Speed Range Constant Torque . . . . .	129-130
Definite Purpose Three Phase, Open Drip Proof (ODP) Inverter Duty 20:1 (3-60 Hertz) Speed Range Variable Torque, 5:1 (12-60 Hertz) Speed Range Constant Torque. . . . .	131-132

### BRAKEMOTORS

<b>Brakemotors Overview . . . . .</b>	<b>133</b>
UNIMOUNT® Brakemotor Totally Enclosed Fan Cooled (TEFC) Motor . . . . .	134
Definite Purpose Totally Enclosed Fan Cooled (TEFC) Motor FCR Series Brakemotor. . . . .	135
FCR Brakemotor Kits . . . . .	136
Motor Modules, Totally Enclosed 3 Phase, Frames, 56-145T . . . . .	137
3 Phase, Inverter Duty Frames 56 - 145T . . . . .	137

### GENERAL PURPOSE SINGLE PHASE MOTORS

<b>General Purpose Single Phase Motors Overview . . . . .</b>	<b>138</b>
General Purpose Single Phase Open Drip Proof (ODP) Split Phase . . . . .	139
General Purpose Single Phase Open Drip Proof (ODP) Resilient Base, Capacitor Start . . . . .	140
General Purpose Single Phase Open Drip Proof (ODP) Rigid Base, Capacitor Start . . . . .	141-142
General Purpose Single Phase Totally Enclosed Fan Cooled (TEFC) Split Phase. . . . .	143
General Purpose Single Phase Open Drip Proof (ODP) C-Face, Capacitor Start . . . . .	144
General Purpose Single Phase, Capacitor Start Totally Enclosed Fan Cooled (TEFC) Rigid Base . . . . .	145-146
General Purpose Single Phase, Capacitor Start Totally Enclosed Fan Cooled (TEFC) C-Face. . . . .	147-148
General Purpose Single Phase, Div.1 Hazardous Location Class I (Group C&D), Class II (Group E, F, & G) . . . . .	149
Painted Washdown Single Phase, Totally Enclosed, C-Face . . . . .	150

### HEATING & AIR CONDITIONING MOTORS

<b>Heating and Air Conditioning Motors Overview . . . . .</b>	<b>151</b>
RESCUE EcoTech® High Efficiency Direct Drive Blower Motor . . . . .	152
RESCUE® Motors Permanent Split Capacitor Direct Drive Fan & Blower, 5.6" Diameter, Open, Air Over . . . . .	153
Shaded Pole and PSC Direct Drive Fan 3.3" Diameter, Open and Totally Enclosed Designs . . . . .	154
Permanent Split Capacitor Condenser Fan 5.0" Diameter, Totally Enclosed Air Over (TEAO). . . . .	155
Refrigeration Condenser Fan 5.0" and 5.6" Diameter Open Drip Proof, Totally Enclosed, Air Over and Open Air Over . . . . .	156
Permanent Split Capacitor Condenser Fan 5.6" Diameter, Totally Enclosed Air Over (TEAO). . . . .	157-158
Permanent Split Capacitor MOJAVE® Series Condenser Fan 5.6" Diameter, Totally Enclosed, Air Over (TEAO) . . . . .	159
Permanent Split Capacitor Condenser Fan 5.6" Diameter, Open Drip Proof, Air Over . . . . .	160-161
Permanent Split Capacitor Commercial Condenser Fan Open Drip Proof & Totally Enclosed, Air Over. . . . .	162
Three Phase Commercial Condenser Fan Open Drip Proof, Air Over . . . . .	163
Three Phase MOJAVE® Series Commercial Condenser Fan Open Drip Proof, Air Over. . . . .	164



## Table of Contents

Three Phase VariTough® Inverter Duty Commercial Condenser Fan, Open Air Over . . . . .	165	Special Application Agriculture Agri Duty Fan and Hatcher/Setter Motors . . . . .	198
Direct Drive Fan Single & Double Shaft 5.0" Diameter, Open Air Over . . . . .	166	<b>COMMERCIAL DUTY PUMP MOTORS</b>	
Permanent Split Capacitor Direct Drive Fan Single Shaft 5.0" Diameter, Open Air Over . . . . .	167	<b>Commercial Duty Pump Motors Overview . . . . .</b>	
Permanent Split Capacitor Packaged Terminal A/C Heat Pump Open Air Over . . . . .	168	Special Application Commercial Pump Three Phase Totally Enclosed Fan Cooled (TEFC) C-Face . . . . .	200-202
Permanent Split Capacitor Double Shaft Fan and Blower 5.6" Diameter, Two & Three Speed . . . . .	169	Special Application Commercial Pump Three Phase Open Drip Proof (ODP) C-Face . . . . .	203-204
Permanent Split Capacitor Direct Drive Fan and Blower 5.6" Diameter, Open Air Over . . . . .	170	Special Application Commercial Pump Single Phase Totally Enclosed Fan Cooled (TEFC) C-Face . . . . .	205-206
Permanent Split Capacitor Direct Drive Fan and Blower 5.6" Diameter, Open Air Over, High Efficiency . . . . .	171	Special Application Commercial Pump Single Phase Open Drip Proof (ODP) C-Face . . . . .	207-208
Permanent Split Capacitor Flex Mount Direct Drive Fan and Blower 5.0" and 5.6" Diameter, Open Air Over . . . . .	172	Special Application Carbonator Pump Single Phase Open Drip Proof (ODP) Split Phase . . . . .	209
Permanent Split Capacitor Unit Heater Fan 5.6" and 6.3" Diameter, Totally Enclosed, Air Over . . . . .	173	Split Phase Hot Water Circulating Pump Open Drip Proof (ODP) . . . . .	210
Split Phase Belted Fan and Blower NEMA®† 48 Frame, Single and Two Speed . . . . .	174	<b>CLOSE COUPLED PUMP MOTORS</b>	
Split Phase Belted Fan and Blower Open Drip Proof, NEMA®† 56 Frame, Single and Two Speed . . . . .	175	<b>Close Coupled Pump Motors Overview . . . . .</b>	
Capacitor Start Belted Fan and Blower Open Drip Proof, Resilient Base . . . . .	176	Special Application Close Coupled Pump Three Phase Totally Enclosed Fan Cooled (TEFC) NEMA®† Premium Efficient . . . . .	211-214
Split Phase Evaporative Cooler 6.3" Diameter, Open Drip Proof . . . . .	177	Special Application Close Coupled Pump Three Phase Div. 1 Hazardous Duty, Dual Label . . . . .	215
Split Phase and Capacitor Start Oil Burner Totally Enclosed When Mounted . . . . .	178	Special Application Close Coupled Pump Three Phase Open Drip Proof (ODP) NEMA®† Premium Efficient . . . . .	216-219
Permanent Split Capacitor Ventilation Direct Drive Blower 5.0" and 5.6" Diameter, Open Air Over . . . . .	179	Special Application Close Coupled Pump Three Phase Single Phase, Totally Enclosed Fan Cooled (TEFC) . . . . .	220
Split Phase Ventilation Direct Drive Blower 5.6" and 6.3" Diameter, Open Drip Proof, Air Over . . . . .	180	Special Application Close Coupled Pump Single Phase Open Drip Proof (ODP) . . . . .	221
HVAC Motor Accessories . . . . .	181-182	<b>FIRE PUMP MOTORS</b>	
<b>WASHDOWN MOTORS</b>		<b>Fire Pump Motors Overview . . . . .</b>	
<b>Washdown Motors Overview . . . . .</b>	<b>183</b>	Special Application Three Phase, Open Drip Proof (ODP) UL®† Listed for Fire Pump Applications . . . . .	222-224
Painted Washdown Three Phase, Totally Enclosed . . . . .	184-185	Special Application Three Phase, Open Drip Proof (ODP) Vertical Close Coupled Pump UL®† Listed for Fire Pump Applications . . . . .	225
Paint Free Washdown Three Phase, Totally Enclosed, C-Face . . . . .	186	<b>POOL AND SPA MOTORS</b>	
All Stainless Steel Washdown Three Phase Totally Enclosed, C-Face . . . . .	187-188	<b>Pool and Spa Motors Overview . . . . .</b>	
Painted Washdown Single Phase, Totally Enclosed, C-Face . . . . .	189	Pool and Spa OEM Pump/Motor Replacement Guide Square Flange and C-Flange Motors . . . . .	227
<b>AGRICULTURE MOTORS</b>		Neptune™ Variable Speed Motor & Control Category "S" & "J" . . . . .	228
<b>Agriculture Motors Overview . . . . .</b>	<b>190</b>	AFFINITY® Variable Speed Motor/Control Switchless Design, 6.5" Frame Diameter, Category "S" & "J" . . . . .	229
Special Application Agriculture Single Phase, Totally Enclosed Fan Cooled (TEFC), Ultra High Torque, Capacitor Start . . . . .	191	EZ-COMM® Interface Adapter . . . . .	229
Special Application Air Compressor Single Phase, Open Drip Proof (ODP) . . . . .	192	AFFINITY® Two Speed with Timer Switchless Design, 6.5" Frame Diameter, Category "S" & "J" . . . . .	230
Special Application Agriculture Totally Enclosed Fan Cooled (TEFC) Agri Duty High Torque Single Phase, Capacitor Start . . . . .	193	AQUA-SHIELD® Premium Efficient Two-Speed Pool and Spa Motors, 6.5" Frame Diameter, Category "S" & "J" . . . . .	231
Special Application Agriculture Aeration Fan & Crop Dryer . . . . .	194	AQUA-SHIELD PRO® Totally Enclosed Fan Cooled Pool and Spa Motors Switchless Design, Finned Aluminum Frame, 5.5" Frame Diameter, Category "S" & "J" . . . . .	232
Special Application Farm Direct Drive Poultry Fan . . . . .	195	AQUA-SHIELD® EZ48® Square Flange Pool and Spa Motors Switch Design, 5.5" Frame Diameter: Category "S" . . . . .	233
Special Application Farm Single and Three Phase Direct Drive Poultry Fan . . . . .	196	AQUA-SHIELD® EZ48® C-Flange Pool and Spa Motors, Switch Design, 5.5" Frame Diameter, Threaded Shaft: Category "J" . . . . .	234
Special Application Agriculture Auger Duty Motors . . . . .	197		

# Table of Contents

## POOL AND SPA MOTORS

AQUA-SHIELD® Square Flange Pool and Spa Motors Switchless Design, 6.5" Frame Diameter, Category "S" . . . . .	235
AQUA-SHIELD® C-Flange Pool and Spa Motors Switchless Design, 6.5" Frame Diameter, Category "C" & "J" . . . . .	236-237
AQUA-SHIELD® Pool Cleaner Replacement Motors Switchless Design, 6.5" Frame Diameter: Category "P" . . . . .	237
Three Phase Pool and Spa Motors, Square Flange and C-Flange Mountings . . . . .	238
HAYWARD NorthStar™ Replacements C-Flange, 6.5" Frame Diameter, Threaded Shaft: Category "N" . . . . .	238
HAYWARD TRISTAR® Replacement Square Flange, 6.5" Frame Diameter, Category "T" . . . . .	239
EZ48® Thru-Bolt Pool and Spa Motors 5.5" Frame Diameter . . . . .	240
Thru-Bolt Spa Circulator Pump Motors, 5.5" Frame Diameter . . . . .	240
Thru-Bolt Pool and Spa Pump Motors, 5.5" Frame Diameter . . . . .	241
Thru-Bolt Pool and Spa Pump Motors, 6.5" Frame Diameter . . . . .	242
Pool and Spa Motors - Close Coupled Pumps PENTAIR EQ SERIES® Replacement Pool Motors . . . . .	243
<b>SPECIAL APPLICATION CLOSE COUPLED PUMP</b>	
Three Phase Totally Enclosed Fan Cooled (TEFC) Premium Efficient . . . . .	244-246
Three Phase Open Drip Proof (ODP) Premium Efficient . . . . .	246-248
Replacement Motor Cross Reference . . . . .	249-254

## RESIDENTIAL WATER SYSTEM PUMP MOTORS

<b>Residential Water System Pump Motors Overview</b> . . . . .	255
Special Application Single Phase, Open Drip Proof (ODP) Jet Pump, Square Flange & C-Face Capacitor Start . . . . .	256

## ELEVATOR AND GATE & DOOR MOTORS

<b>Elevator and Gate &amp; Door Motors Overview</b> . . . . .	257
Special Application Three Phase Submersible Elevator Motors Z-Flange & L32 Flange . . . . .	258
Special Application Three Phase, Open Drip Proof (ODP) Elevator Motor, Dry Hydraulic Motor . . . . .	259
Special Application Commercial Gate Single Phase, Permanent Split Capacitor Open Drip Proof (ODP) . . . . .	260

## VERTICAL MOTORS

<b>Vertical Motors Overview</b> . . . . .	261
Vertical HOLLOSHAFT® High Thrust Motors - "P" Base, Single Phase Weather Protected Type I (WPI) Standard Efficient . . . . .	262
Vertical HOLLOSHAFT® High Thrust Motors - "P" Base, Three Phase Weather Protected Type I (WPI) Premium Efficient, SINEWAVE OPTIMIZED™ . . . . .	263
Vertical HOLLOSHAFT® High Thrust Motors - "P" Base, Three Phase Weather Protected Type I (WPI) Premium Efficient & Inverter Duty . . . . .	264-265
Vertical HOLLOSHAFT® High Thrust Motors - "P" Base, Three Phase Weather Protected Type I (WPI) International Duty . . . . .	266
Vertical HOLLOSHAFT® High Thrust Motors - "P" Base, Three Phase Totally Enclosed Fan Cooled (TEFC) Premium Efficient SINEWAVE OPTIMIZED™ . . . . .	267
Vertical HOLLOSHAFT® High Thrust Motors - "P" Base, Three Phase Totally Enclosed Fan Cooled (TEFC) CORRO-DUTY®, Premium Efficient, Inverter Duty . . . . .	268

Vertical Solid Shaft Normal Thrust - "P" Base Three Phase, WPI, Premium Efficient . . . . .	269
General Purpose Three Phase, Totally Enclosed Fan Cooled (TEFC) CORRO-DUTY® NEMA® Premium Efficient – IE3, Vertical C-Face . . . . .	270-271
Vertical Solid Shaft Normal Thrust P Base, Three Phase Totally Enclosed Fan Cooled (TEFC), CORRO-DUTY® NEMA® Premium Efficient – IE3 . . . . .	272
HOLLOSHAFT® Motors Steady Bushing Kits . . . . .	273-274
HOLLOSHAFT® Drive Coupling Part Numbers . . . . .	275-277

## KITS & ACCESSORIES

<b>Kits &amp; Accessories Overview</b> . . . . .	278
World Motor C-Face Kits . . . . .	279
C-Face Kits . . . . .	280
World Motor D Flange Kits . . . . .	281
D Flange Kits . . . . .	282
World Motor Dripcover Kits . . . . .	283
Dripcover Kits . . . . .	284
World Motor Cast Iron Conversion Kits . . . . .	285
Cast Iron Conversion Kits . . . . .	286
Bases & Slide Rail Kits . . . . .	287
Brake Kits . . . . .	288
Fan Kits . . . . .	289
World Motor Roller Bearing Kits and Bearing Isolator/Grounding Kits . . . . .	290
Roller Bearing Kits and Bearing Isolator/Grounding Kits . . . . .	291

## CONVERSIONS & ACCESSORIES

<b>Conversions &amp; Accessories Overview</b> . . . . .	292
---	-----

### QUICK PICK CHARTS

Horizontal Motors (NEMA® Frames 56-449) Conversions & Accessories Quick Pick Chart . . . . .	293-294
Horizontal Motors (TITAN® Frames 449- 5800) Conversions & Accessories Quick Pick Chart . . . . .	295-296
Vertical Motors Conversions & Accessories Quick Pick Chart . . . . .	297-298
Three Phase Modifiable NEMA® Vertical Motors Conversion & Accessories Introduction and Pricing Guidelines . . . . .	299

### DESCRIPTIONS & ADDERS

Horizontal Motors Conversions & Accessories Descriptions & Adders . . . . .	300-308
Vector Encoder Conversion . . . . .	309
Horizontal Motors Integral Horsepower Motor Type Code Identification Chart . . . . .	309
Vertical Motors Conversions & Accessories Descriptions & Adders . . . . .	310-315
Vertical Motors Integral Horsepower Motor Type Code Identification Chart . . . . .	315
Optional Export Packing Charges . . . . .	316

## PRODUCT SPECIFICATION GUIDE

Product Specification Guide . . . . .	317-318
---------------------------------------	---------

## INDEX

Index . . . . .	319-341
NEMA® Dimension Guide . . . . .	

## IMPORTANT INFORMATION

Nidec Motor Corporation has made every effort to ensure the integrity of the contents of this catalog. However, Nidec Motor Corporation cannot accept responsibility for errors, that may have been caused by changing model/catalog numbers, or for typographical or clerical errors in the preparation of this catalog. The motor data and dimensions are provided are for reference only. Certified dimensions and performance data will be furnished upon request. Prices are subject to change without notification.

Nidec Motor Corporation does not assume responsibility for the selection, use, or maintenance of any product. Responsibility for the proper selection, use, and maintenance of any Nidec Motor Corporation product remains solely with the purchaser and end-user. Nidec Motor Corporation is responsible for the quality and workmanship of our products. The purchaser and end user assume full responsibility for the total system design and functionality of the application utilizing such motors and drives as validated by purchaser's or the end user's qualification and governing standards compliance testing. All technical advice provided by Nidec Motor Corporation with respect to the incorporation of our products into your application is given without charge and Nidec Motor Corporation assumes no obligation or liability for the advice given or the results obtained.

The contents of this publication are presented for informational purposes only, and while every effort has been made to ensure their accuracy, except for Nidec Motor Corporation's standard Limited Warranty stated herein, they are not to be construed as warranties or guarantees, expressed or implied, regarding the products described herein or their use or applicability. Nidec reserves the right to modify or improve the designs or specifications of such products at any time without notice.

The following is a list of Nidec Motor Corporation's U.S. trademarks for products and services in this catalog. Nidec Motor Corporation trademarks followed by the © symbol are registered with the U.S. Patent and Trademark Office.

841 PLUS®	CORRO-DUTY®	FORECYTE™	MOTORPRO®	TITAN®
661 PLUS®	ECONOMIZER®	HOLLOSHAFT®	READYLINE®	UNIMOUNT®
ALLGUARD®	EXTREME E®	HOSTILE DUTY®	RESCUE®	U.S. MOTORS®
ACCU-SERIES™	E-Z Access™	INVERTER GRADE®	RESCUE EcoTech®	WORLD MOTOR®
ACCU-Torq®	EZ-FIT®	MOJAVE®	SINEWAVE OPTIMIZED®	
BALLOMATIC®	EZ48®	MOTORBOSS®	THERMA SENTRY®	

## APPLICATION & MOTOR BRAND INDEX QUICK FIND REFERENCE GUIDE


APPLICATION	PAGE	APPLICATION	PAGE	APPLICATION	PAGE
Above Ground Pools	253 - 254	Fan & Blower	169 - 172	Pharmaceutical	183 - 189
ACCU-Torq®	119 - 123	Farm Duty	190 - 198	Pool Cleaner	237
Aeration Fans	194	Feeders	191	Pool Pump	226 - 243
Air Compressors	192	Fire Pumps	222 - 225	Poultry Auger Feeders	197
Air Conditioner Fans, Blowers	151 - 180	Food Processing Equipment	183 - 189	Pumps	199 - 256
Augers	197	Freezer Blowers	154	ReadyLine®	68 - 73
Automotive Duty (U-Frame)	65 - 66	Furnace Blowers	167 - 176	Refrigeration	156
Bakery	183 - 189	Gearing – Replacement Motors	137	RESCUE®	152 - 153
Belted Fans, Blowers	174 - 176	Grain Stirrers	191	Room AC/Central AC	151 - 176
Brake Kits	288	Hazardous Location	74 - 81	Severe Duty	31 - 51
Brake Motors	133 - 135	High Torque Farm	191, 193	Silo Unloaders	191, 193
Carbonator Pump	209	Hostile Duty	20 - 30	Spa Pumps	226 - 243, 249 - 254
C-Face Kits	279 - 280	HVAC	151 - 182	Square Flange Pool & Spa	228 - 233, 235, 239
C-Face Mount	82 - 107	841 PLUS®	42 - 51	STEEL EDGE™	8 - 9
Close Coupled Pump	211 - 221	Inground Swimming Pools	226 - 254	Stainless Steel	101 - 102
Commercial Pump	199 - 208	Instant Reverse	260	Swimming Pool Pump	226 - 243, 249 - 254
Compressors	192	Inverter Duty	124 - 132	TITAN®	39
Condenser Fans	152-153, 155-165	Irrigation Systems	211 - 221	Two Speed Three Phase	10
Conveyors	82 - 107	Jet Pump	255 - 256	U-Frame	65 - 66
Cooling Towers	68 - 73	Jetted Tubs	226 - 237	UNIMOUNT®	6 - 7, 10 -11, 17
CORRO-DUTY®	31 - 41	Machine Tools	20 - 30	Unit Heaters	173
Crop Dryers	194	Motor Modules	137	Vacuum Pumps	191
DC (Direct Current)	67	MultiSpeed	10	Vector Duty	119 - 121
D-Flange Kits	281 - 282	NEMA Premium®† IEC, ODP	53 - 60	Vertical HOLLOSHAFT®	261 - 277
Direct Drive Fans & Blowers	152-154, 166-167, 170-172	NEMA Premium®† IEC, TEFC	2 - 52	Washdown	183 - 189
Dripcover Kits	283 - 284	Oil Burners	178		
Elevators	257 - 260	Pedestal Fan Motors	195		
Evaporative Coolers	177	Permanent Magnet DC	67		

### ISO9001:2015 Certified

By British Standards Institute of America

### CSA Group (CSA®†)

Formerly the Canadian Standards Association

CSA®† sets safety standards for motors and other electrical equipment used in Canada. The motors that meet the CSA®† standards display the CSA®† logo on the nameplate or display the  logo (indicating evaluation to CSA standards by UL).

### UL LLC (UL®†)

Formerly Underwriters Laboratories, Inc

UL®† is an independent testing organization that sets safety standards for motors and other equipment and U.S. Motors® brand are UL®† component recognized.

### United States Department of Energy

All motors within this catalog that are required to comply with the United States Department of Energy's Efficiency regulation 10 CFR Section 431 Subpart B – electric motors, display the compliance certification number CC030A on the motor nameplate. Motors within the scope of 10CFR Section 431 Subpart X meet the requirements.

### Conformité Européenne European Community (CE Certification)

Nidec Motor Corporation provides a full line of general purpose CE certified motors. The CE marking indicates that the product complies with the essential requirements for health, safety, environmental and consumer protection. The CE mark can only be placed on those products that comply with the applicable European Directive. For U.S. Motors® brand, the CE logo is currently applied to non-hazardous location motors rated 1000 volts or less, frame 180 through 449, Drip Proof and Totally Enclosed Fan Cooled enclosures. Many Nidec Motor Corporation motors have the CE logo. For information on motors with CE logos, contact your Nidec Motor Corporation representative. Other motors within this catalog that meet CE requirements will be labeled with the CE mark.

## UL®† & CSA®† Listings

	UL®†		CSA®†	
	IHP	FHP	IHP	FHP
General Construction	E51488	E22922	191252	156060 <sup>4</sup>
Hazardous Location	E10336	E29183		
Thermal Protection	E38946	E10073		
Fire Pump	EX5189 <sup>3</sup>	-	-	-
Electronic Protection <sup>1</sup>	-	E255002	-	-
Energy Efficiency Verified <sup>2</sup>	E51488	-	-	-

\*For details on VFD for these motors, refer to Suitability of IHP Motors on Variable Frequency Drives (VFD), page vii.

<sup>1</sup>  marked indicating evaluation for UL and CSA standards

<sup>2</sup> Verification for US DOE 10CFR Section 431 Subpart B and Natural Resources Canada C390

<sup>3</sup> Fire Pump certification appears in conjunction with UL and CSA

<sup>4</sup> File number LR2459 or LR36596 may appear on some product

† All marks shown within this document are properties of their respective owners.

# General Information for Integral Horsepower (IHP) Motors on Variable Frequency Drives (VFDs)

## Variable Frequency Drives (VFD)

A VFD is a type of controller used to vary the speed of an electric motor. The VFD takes a fixed AC voltage and frequency and allows it to be adjusted in order to get different speeds from the motor. Motor speed can be varied by changing the frequency of the input power waveform. The equation below shows how the frequency affects the speed of a three phase induction motor.

$$\text{Speed} = \frac{120 * \text{Fundamental Input Frequency}}{\text{Number of Motor Poles}}$$

## How does a VFD work?

A VFD takes the fixed frequency and voltage sine wave from the power grid or power station and puts it through a few steps in order to allow the VFD user to vary the frequency and in turn control the motor speed. First it rectifies the AC power into DC Power. Because of this step, a term commonly used instead of VFD is inverter. This only describes one step of what the VFD does to the power waveform. Once rectified into a DC voltage the drive sends the power through a set of transistors or switches. These switches can take the DC waveform and by opening and closing at certain speeds and durations can create an output waveform that mimics the sine wave that is required to drive a three phase electric motor. The output wave form is known as a Pulse Width Modulation (PWM) waveform because the waveform is created by multiple pulses of the switches at short intervals.

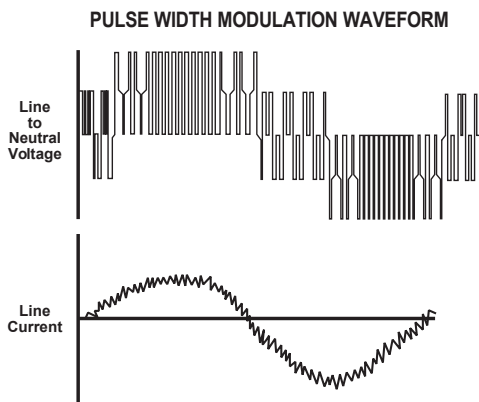


Figure 1 PWM Waveform

## What variables should be considered when deciding whether to power a motor with a VFD?

VFD compatibility with motors is complex. As a result, many variables must be considered when determining the suitability of a particular motor for use with a VFD. These variables include:

- Torque requirements (Constant or Variable)
- Speed Range
- Line / System Voltage
- Cable length between the VFD and the motor
- Drive switching (carrier) frequency
- Motor construction

- VFD dv/dt - winding end turn differential in voltage versus differential in time
- High temperatures or high humidity
- Grounding system

Wider speed ranges, higher voltages, higher switching frequencies, insufficient grounding and increased cable lengths all add to the severity of the application and, therefore, the potential for premature motor failure.

## How does a VFD affect the motor?

There are many things to consider when a motor is powered using a VFD or PWM power. When a motor is powered by a PWM waveform the motor windings very often see a large differential voltage, either from phase to phase or turn to turn. When the voltage differential becomes large enough it creates a reaction at the molecular level that converts available oxygen into O<sub>3</sub>. This phenomenon is called partial discharge or corona. This reaction creates energy in the form of light and heat. This energy has a corrosive effect on the varnish used to protect the motor windings. PWM waveforms can also magnify shaft voltages which lead to arcing across the bearing and causing premature bearing failure. Corrective action must be taken to mitigate these issues that arise when using an electric motor with a VFD.

## How do I protect the motor?

Nidec Motor Corporation (NMC) has developed specific motor designs to decrease the harmful effects that a VFD can have on a motor. NMC's INVERTER GRADE<sup>®</sup> insulation system is the first line of defense against corona and phase to phase faults that can be common when a motor is powered using a PWM waveform. The INVERTER GRADE<sup>®</sup> insulation system is standard on all NMC's Inverter Duty products. Along with the INVERTER GRADE<sup>®</sup> insulation, thermostats are installed as a minimum protection against overheating the motor. Special consideration must also be given to bearings in motors powered by VFD's. In order to create a low resistance path to ground for built up shaft voltages a shaft grounding device can be used. On larger horsepower motors an insulated bearing system should be used in conjunction with the shaft grounding device when installed, to force the stray shaft voltages to ground. The bearing failures are more prominent on motors with thrust handling bearings. NMC has created an Inverter Duty vertical motor line that not only uses the INVERTER GRADE<sup>®</sup> insulation system, but that also comes standard with a shaft grounding device. On motors that are 100 HP and greater the thrust bearing is also insulated for additional protection.

## What does "Inverter Duty" mean?

An Inverter Duty motor should describe a motor that helps mitigate potential failure modes of a motor that is powered by a VFD. Inverter duty motor windings should be able to withstand the voltage spikes per NEMA MG1 Part 31.4.4.2 and protect against overheating when the motor is run at slow speeds. On thrust handling bearings it is apparent that the bearings require additional protection. Inverter Duty vertical motors should have a shaft grounding device to protect the motor bearings from fluting due to voltage discharge through the bearing. On larger motors (100HP and larger) the shaft should also be electrically isolated from the frame in order to aid the shaft grounding ring in discharging the shaft voltages to ground.

\*This information applies only to Integral Horsepower (IHP) motors as defined on the Agency Approval page, under UL<sup>®</sup> & CSA<sup>®</sup> listings where indicated.



## Thermal Overloads and Single Phase Motors

Motors with thermal overloads installed may not operate properly on a VFD. The current carrying thermal overload is designed for sine wave power. Operation on a VFD may cause nuisance tripping or potentially not protect the motor as would be expected on line power. Thermostats or thermistors installed in the motor and connected properly to the VFD may provide suitable thermal overload protection when operating on a VFD. (consult codes for installation requirements)

Single phase motors and other fractional horsepower ratings are not designed to be operated on a VFD. Within Nidec Motor Corporation standard products, all motors NEMA<sup>®†</sup> 48 frame (5.5" diameter) and smaller are not suitable for VFD applications. Three phase 56 and 143/145 frame applications should be noted on the catalog price page; or if in doubt ask a Nidec Motor Corporation technical representative for recommendations on compatibility with a VFD.

## Slow Speed Motors

Motors with a base design of slower than six poles require special consideration regarding VFD sizing and minimizing harmonic distortion created at the motor terminals due to cable installation characteristics. Additional external PWM waveform filters and shielded motor cables designed for PWM power may be required to provide acceptable motor life. Harmonic distortion on the output waveform should be kept to a minimum level (less than 10%) mismatch impedance.

## 690V Applications

Motors that are rated for 690VAC and that will be powered by 690VAC PWM VFDs require the use of an external filter to limit peak voltage spikes and the use of an INVERTER GRADE<sup>®</sup> motor. Where available, an alternative to using an output filter is to upgrade to a 2300V insulation system.

## Low Voltage TITAN<sup>®</sup> Motors

When using 449 frame and larger motors on PWM type VFDs consider the use of an external filter and shielded motor cables designed for PWM power to minimize harmonic distortion and peak voltages at the motor terminals. Harmonic distortion on the output waveform should be kept to a minimum level (less than 10%).

## Bearing Currents Related to PWM Waveforms

Protection of the motor bearings from shaft currents caused by common mode voltages is becoming a standard feature on Inverter Duty motor products. Some installations may be prone to a voltage discharge condition through the motor bearings called Electrical Discharge Machining (EDM) or fluting. Vertical HOLLOWSHAFT and HOSTILE DUTY World Motor come with grounding devices installed as standard. EDM damage is related to characteristics of the PWM waveform, and the VFD programming, and installations factors.

### Bearing Protection on Inverter Duty Vertical Motors

All U.S. MOTORS<sup>®</sup> brand "Inverter Duty" vertical products have a shaft grounding system that allows damaging shaft currents a low resistance path to ground. **Bearings on vertical motors fed by VFD power without this bearing protection are not covered under any warranty.** All other bearing failure is covered per NMC's standard warranty. An electric motor repair shop approved to service U.S. MOTORS<sup>®</sup> brand motors must verify that the cause of the bearing failure was not due to EDM damage.

## Guideline For Insulated Anti-Friction Bearings

Bearing insulation is required to prevent circulating shaft currents which can damage bearings. Circulating shaft current can be caused by use of improper power and/or ground cables, improper grounding systems and higher switching frequencies. Finding and correcting the external condition(s) is the responsibility of the system designer or specifying engineer. To prevent circulating shaft current in motors with anti-friction bearings, Nidec Motor Corporation's standard practice is to insulate the non-drive end bearing.

Adjustable Speed Drives produce a common mode voltage condition. To interrupt common mode voltage on induction motors of all sizes, NEMA MG1-2018 Part 31 recommends insulating both bearings. In cases where both anti-friction bearings are insulated, the system designer or specifying engineer should determine whether to apply one or more of the following options to prevent or reduce shaft currents: sinewave filters, line reactors or mechanical devices, such as shaft grounding or an insulated half coupling. Motors with shaft grounding devices are not suitable for installation in hazardous locations unless housed in an enclosure suitable for the specified Division (or Zone), Class and Group(s).

## Multiple Motors on a Single VFD

Special considerations are required when multiple motors are powered from a single VFD unit. Most VFD manufacturers can provide guidelines for proper motor thermal considerations and starting/stopping of motors. Cable runs from the VFD and each motor can create conditions that will cause extra stress on the motor winding. Filters may be required at the motor to provide maximum motor life.

## Grounding and Cable Installation Guidelines

Proper output winding and grounding practices can be instrumental in minimizing motor related failures caused by PWM waveform characteristics and installation factors. VFD manufacturers typically provide detailed guidelines on the proper grounding of the motor to the VFD and output cable routing. Cabling manufacturers provide recommended cable types for PWM installations and critical information concerning output wiring impedance and capacitance to ground.

## Integrated Motor and Inverter

By integrating the motor and inverter at NMC's manufacturing facility, many of the motor compatibility problems are minimized or eliminated. During the manufacturing process, the motor is matched to the inverter characteristics which ensures the winding temperature and torque levels meet the design specification. Since the inverter output wiring to the motor is nearly eliminated, bearing currents are rarely experienced. When the unit is properly grounded, reducing the output cable lengths in conjunction with an inverter grade insulation system and low factory setting of the switching frequency of the inverter drive, results in low risk of voltage peaks produced by the PWM waveform.

## Vertical Motors on VFDs

Vertical motors operated on VFD power present unique conditions that may require consideration by the user or installation engineer:

- Locked rotor and drive tripping caused by non-reversing-ratchet operation at low motor speeds. It is not recommended to operate motors at less than 1/4 of synchronous speed. If slow speeds are required contact NMC engineering.
- Unexpected / unacceptable system vibration and or noise levels caused by the torque pulsation characteristics of the PWM waveform, a system critical frequency falling inside the variable speed range of the process or the added harmonic content of the PWM waveform exciting a system component
- Application related problems related to the controlled acceleration/deceleration and torque of the motor on VFD power and the building of system pressure/ load.
- The impact the reduction of pump speed has on the down thrust reflected to the pump motor and any minimum thrust requirements of the motor bearings
- Water hammer during shutdown damaging the non-reversing ratchet

## Humidity and Non-operational Conditions

The possible build-up of condensation inside the motor due to storage in an uncontrolled environment or non-operational periods in an installation, can lead to an increased rate of premature winding or bearing failures when combined with the stresses associated with PWM waveform characteristics. Moisture and condensation in and on the motor winding over time can provide tracking paths to ground, lower the resistance of the motor winding to ground, and lower the Corona Inception Voltage (CIV) level of the winding.

Proper storage and maintenance guidelines are important to minimize the potential of premature failures. Space heaters or trickle voltage heating methods are the common methods for drying out a winding that has low resistance readings. **Damage caused by these factors are not covered by the limited warranty provided for the motor unless appropriate heating methods are properly utilized during non-operational periods and prior to motor start-up.**

NEMA<sup>®†</sup> Application Guide for AC Adjustable Speed Drive Systems: <http://www.nema.org/stds/acadjustable.cfm#download>

\* This information applies only to Integral Horsepower (IHP) motors as defined on the Agency Approval page, under UL<sup>®†</sup> & CSA<sup>®†</sup> listings where indicated.



# Warranty Guidelines for Integral Horsepower (IHP)\* Motors on Variable Frequency Drives

## Warranty Guidelines

The information in the following section refers to the motor and drive application guidelines and limitations for warranty.

### Hazardous Location Motors

Use of a variable frequency drive with the motors in this catalog, intended for use in hazardous locations, is only approved for Division 1, Class I, Group D hazardous location motors with a T2B temperature code, with a limitation of 2:1 constant torque or 10:1 variable torque output. **No other stock hazardous location motors are inherently suitable for operation with a variable frequency drive.** If other requirements are needed, including non-listed Division 2, please contact your Nidec Motor Corporation territory manager to conduct an engineering inquiry.

### 575 Volt Motors

575 volt motors can be applied on Inverters when output filters are used. Contact the drive manufacturer for filter selection and installation requirements.

### Applying INVERTER GRADE® Insulated Motors on Variable Frequency Drives (2, 4, 6 pole)

The products within this catalog labeled “Inverter Duty” or “Vector Duty” are considered INVERTER GRADE® insulated motors. INVERTER GRADE® motors exceed the NEMA® MG-1 Part 31 standard. Nidec Motor Corporation provides a three-year limited warranty on all NEMA® frame INVERTER GRADE® insulated motors and allows long cable runs between the motor and the VFD (limited to 400 feet without output filters). Cable distance can be further limited by hot and humid environments and VFD manufacturers cable limits. These motors may be appropriate for certain severe inverter applications or when the factors relating to the end use application are undefined (such as spares).

Nidec Motor Corporation’s U.S. Motors® brand is available in the following INVERTER GRADE® insulated motors:

- Inverter Duty NEMA® frame motors good for 20:1 Variable Torque & 5:1 Constant Torque, including Vertical Type RUSI (10:1 V.T.)
- Inverter Duty motors rated for 20:1 Constant Torque
- ACCU-Torq® and Vector Duty Motors with full torque to 0 Speed or 5000:1
- 841 Plus® NEMA® Frame Motors

### Applying Premium Efficient motors (that do not have INVERTER GRADE® insulation) on Variable Frequency Drives (2, 4, 6 pole)

Premium efficient motors without INVERTER GRADE insulation meet minimum NEMA® MG-1, Section IV, Part 31.4.4.2. These motors can be used with Variable Frequency Drives (with a reduced warranty period) under the following parameters:

- On NEMA® frame 447 and smaller motors, 20:1 speed rating on variable torque loads & 4:1 speed range on constant torque loads.
- On TITAN® 449 and larger frame motors, 10:1 speed rating on variable torque loads.
- On TITAN® frame motors, inquiry required for suitability on constant torque loads.

Cable distances are for reference only and can be further limited by hot and humid environments (refer to Table 1). Refer to specific VFD manufacturers cable limits. Refer to the Motor/ Inverter Compatibility page for special consideration of vertical motor bearings.

## Warranty Period Clarifications and Exceptions

Table 1 - Cable Distances			
Maximum Cable Distance VFD to Motor			
Switching Frequency	460 Volt	230 Volt	380 Volt
3 KHz	127 ft	400 ft	218 ft
6 KHz	90 ft	307 ft	154 ft
9 KHz	73 ft	251 ft	126 ft
12 KHz	64 ft	217 ft	109 ft
15 KHz	57 ft	194 ft	98 ft
20 KHz	49 ft	168 ft	85 ft

### Standard Energy Efficient Exclusion

Applying Standard & Energy Efficient Motors on Variable Frequency Drives is not recommended. VFD related failures on standard and energy efficient motors will not be covered under warranty.

### Vertical Motor Windings

Premium efficient vertical motors without INVERTER GRADE® insulation that are installed using the criteria described in this document and applied in the correct applications shall have a warranty while powered by a VFD for 12 months from date of installation or 18 months from date of manufacturing whichever comes first. See limited warranty page for horizontal motor warranty periods.

### Bearing Exclusion for Thrust Handling Bearings

Bearings used in premium efficient vertical motors, and all thrust handling bearings, that are powered by VFDs without shaft grounding devices or insulated bearings (when required) will not be covered under any warranty for damages caused from being powered by a VFD. All other bearing failure is covered per NMC’s standard warranty. An electric motor repair shop approved to service U.S. MOTORS® brand motors must verify that the cause of the bearing failure was not due to Electrical Discharge Machining.

### Warranty Exclusion

There is no warranty coverage for bearings on the 400 frame and larger motors used on Variable Frequency Drives, if shaft grounding is applied without insulation on the opposite drive end bearing on horizontal motors, or the upper bearing on vertical motors. An electric motor repair shop approved to service U.S. Motors® brand motors must verify that the cause of the bearing failure was not due to Electrical Discharge Machining

### Medium Voltage and Slow Speed Considerations

Motors that are rated above 700 VAC or that are eight pole and slower require special consideration and installation and are not covered under the warranty guidelines in this document. Motors that are rated above 700VAC have special cable length and voltage differential issues that are specific to the VFD type and manufacture. The motor construction and cost may vary dramatically depending on the VFD topology and construction. Contact your NMC representative with VFD manufacturer name and model type for application and motor construction considerations. Motors that are designed eight pole and slower also require special installation and filters per the drive manufacturer.

\* This information applies only to Integral Horsepower (IHP) motors as defined on the Agency Approval page, under UL® & CSA® listings where indicated.

## Limited Warranty

Refer to usmotors.com website for the most up-to-date warranty information.

All Nidec Motor Corporation products shall carry the limited warranty of 12 months from the date of installation, not to exceed 18 months from date of manufacture as specified in Section 5 of the Nidec Motor Corporation's Terms and Conditions of Sale except those specifically listed below, or noted within individual product family pages within this catalog.

Industrial Motors 140 - 447 Frames	Installed / Manufactured	Installed / Manufactured
	Sine Wave Power	VFD Power
Epact	18 / 24 months	12 / 18 months
Vertical Standard / Energy (Epact) Efficient	18 / 24 Months	Not Covered
NEMA <sup>®</sup> Premium	36 / 42 months	24 / 30 months
Vertical NEMA <sup>®</sup> Premium	36 / 42 Months	12 / 18 Months **
Inverter Duty	36 / 42 months	36 / 42 months
841 PLUS <sup>®</sup> & 661 PLUS <sup>®</sup>	60 / 66 months	36 / 42 Months
Auto Duty Premium Efficient	36 / 42 months	24 / 30 months
Single Speed NEMA <sup>®</sup> Premium Efficient Cooling Tower	36 / 42 months	24 / 30 months
ACCU-Torq <sup>®</sup>	36 / 42 months	36 / 42 Months
TITAN <sup>®</sup> Motors - 449 Frame and Larger	Sine Wave Power	VFD Power
Premium Efficient Low Voltage (Stock Product)	24 / 30 months	18 / 24 months
TITAN <sup>®</sup> TEFC Medium Voltage (Stock Product)	36 / 42 months	Not Covered
TITAN <sup>®</sup> 841	24 / 30 Months	18 / 24 months
Inverter Duty	24 / 30 months	24 / 30 months
Vertical Premium	24 / 30 months	12 / 18 Months **

\*\* Must have Shaft Grounding System for bearings to be covered. See Warranty Guidelines for IHP motors on VFD's for bearing exclusions on vertical motors

## Deferred & Extended Warranty Information

### DEFERRED AND EXTENDED WARRANTIES (OPTIONAL WARRANTIES)

Deferred and extended warranties, defined as follows, apply only to 449 frame and larger horizontal and vertical motors, for use in the continental United States only. All optional warranties must be approved in writing by Nidec Motor Corporation. Contact Marketing for Approval.

#### Deferred Warranty

Nidec Motor Corporation's limited warranty, as set forth in the standard terms and conditions of sale, page xi, shall apply subject to the following modification: for a 5% addition to the net price of the motor ("Net Adder"), the warranty period on the motor will be for a period of one year (or more for applicable products) from that date of initial operation, but not in excess of 60 months from the date of shipment subject to the following conditions:

- That within thirty days prior to initial operation, a Nidec Motor Corporation (NMC) Service Engineer, or authorized NMC Service Station, be hired by the Buyer at Buyer's expense, to thoroughly inspect the motor to ascertain that the motor is in "as shipped" condition. This inspection will include but not be limited to:
  - Megger test of winding insulation.
  - Internal inspection to determine that the winding has not been damaged and that the motor is clean and dry.
  - Inspection of the bearings to determine they have not been damaged and there is no water in the oil reservoirs.
  - External inspection to determine that no damage has been made.
- Make any corrections which this inspection shows to be needed because the motor has been in storage or standing idle. These corrections will be made at Buyer's expense if corrections required are due to causes other than defects in material or workmanship.
- That an affidavit certifying that the motor has successfully passed the inspection and is in "as shipped" condition be supplied to NMC by Buyer. Failure to provide NMC with the affidavit certifying that the motor has passed inspection and is in "as shipped" condition will result in voiding the warranty.

#### Extended Warranty

When Buyer's specification requires a warranty period longer than the limited warranty set forth in Nidec Motor Corporation's standard terms and conditions of sale, page xi, the net price of each motor will be increased according to the schedule, which follows. Nidec Motor Corporation may accept an order with up to 60 months coverage.

From Mfg. Date	From Install	Net Adder
30 months	24 months	2%
42 months	36 months	3%
54 months	48 months	5%
66 months	60 months	6%

# Terms & Conditions of Sale

Nidec Motor Corporation, referred to herein as the "Seller" and the customer or person or entity purchasing goods ("Goods") from Seller is referred to as the "Buyer." These Terms and Conditions, any price list or schedule, quotation, acknowledgment or invoice from Seller relevant to the sale of the Goods and all documents incorporated by specific reference herein or therein, constitute the complete and exclusive statement of the terms of the agreement governing the sale of Goods by Seller to Buyer. Seller's acceptance of Buyer's purchase order is expressly conditional on Buyer's assent to all of Seller's terms and conditions of sale, including terms and conditions that are different from or additional to the terms and conditions of Buyer's purchase order. Buyer's acceptance of or payment for the Goods will manifest Buyer's assent to these Terms and Conditions. Seller reserves the right in its sole discretion to refuse orders.

**1. PRICES:** Prices for Goods, whether specified in Seller's price list or schedule, acknowledgment or written quotation, are subject to change without notice. Such prices shall be adjusted to reflect Seller's prices for Goods as in effect at the time of requested shipment date, and each shipment will be invoiced at such prices. All prices are exclusive of taxes, transportation and insurance, which are to be borne by Buyer.

**2. TAXES:** Any current or future tax or governmental charge (or increase in same) affecting Seller's costs of production, sale, or delivery or shipment, or which Seller is otherwise required to pay or collect in connection with the sale, purchase, delivery, storage, processing, use or consumption of Goods, shall be for Buyer's account and shall be added to the price or billed to Buyer separately, at Seller's election.

**3. TERMS OF PAYMENT:** Unless otherwise specified by Seller, terms are net thirty (30) days from date of Seller's invoice in U.S. currency. Seller shall have the right, among other remedies, either to terminate this agreement or to suspend further performance under this and/or other agreements with Buyer in the event Buyer fails to make any payment when due, which other agreements Buyer and Seller hereby amend accordingly. Buyer shall be liable for all expenses, including attorneys' fees, relating to the collection of past due amounts. If any payment owed to Seller is not paid when due, it shall bear interest, at a rate to be determined by Seller, which shall not exceed the maximum rate permitted by law, from the date on which it is due until it is paid. Should Buyer's financial responsibility become unsatisfactory to Seller, cash payments or security satisfactory to Seller may be required by Seller for future deliveries and for the Goods theretofore delivered. If such cash payment or security is not provided, in addition to Seller's other rights and remedies, Seller may discontinue deliveries. Buyer hereby grants Seller a security interest in all Goods sold to Buyer by Seller, which security interest shall continue until all such Goods are fully paid for in cash, and Buyer, upon Seller's demand, will execute and deliver to Seller such instruments as Seller requests to protect and perfect such security interest.

**4. SHIPMENT AND DELIVERY:** While Seller will use all reasonable commercial efforts to maintain the delivery date(s) acknowledged or quoted by Seller, all shipping dates are approximate and not guaranteed. Seller reserves the right to make partial shipments. Seller, at its option, shall not be bound to tender delivery of any Goods for which Buyer has not provided shipping instructions and other required information. If the shipment of the Goods is postponed or delayed by Buyer for any reason, Buyer agrees to reimburse Seller for any and all storage costs and other additional expenses resulting therefrom. Each shipment is F.C.A. Seller's shipping point (Incoterms 2010). In accordance with the foregoing Incoterm, risk of loss for damage and responsibility for the Goods shall pass from Seller to Buyer for each shipment upon delivery to and receipt by carrier at Seller's shipping point and legal title to the shipped Goods shall transfer to Buyer for each shipment as and when risk of loss with respect to such shipment is transferred to Buyer. Any claims for shortages or damages suffered in transit are the responsibility of Buyer and shall be submitted by Buyer directly to the carrier. Shortages or damages must be identified and signed for at the time of delivery.

**5. LIMITED WARRANTY:** Subject to the limitations of Section 6, Seller warrants that the Goods manufactured by Seller, other than those specifically identified below, will be free from defects in material and workmanship and meet Seller's published specifications at the time of shipment under normal use and regular service and maintenance for a period of twelve (12) months from the date of shipment of the Goods by Seller or eighteen (18) months from the date of manufacture, whichever occurs sooner, unless otherwise specified by Seller in writing. Partial Motors of any kind not fully assembled by Seller shall carry no warranty of any kind, express or implied. Products purchased by Seller from a third party for resale to Buyer ("Resale Products") shall carry only the warranty extended by the original manufacturer. **THE WARRANTY SET FORTH IN THIS SECTION 5 AND THE WARRANTY SET FORTH IN SECTION 7, ARE THE SOLE AND EXCLUSIVE WARRANTIES GIVEN BY SELLER WITH RESPECT TO THE GOODS AND ARE IN LIEU OF AND EXCLUDE ALL OTHER WARRANTIES, EXPRESS OR IMPLIED, ARISING BY OPERATION OF LAW OR OTHERWISE, INCLUDING WITHOUT LIMITATION, MERCHANTABILITY AND FITNESS FOR A PARTICULAR PURPOSE WHETHER OR NOT THE PURPOSE OR USE HAS BEEN DISCLOSED TO SELLER IN SPECIFICATIONS, DRAWINGS OR OTHERWISE, AND WHETHER OR NOT SELLER'S PRODUCTS ARE SPECIFICALLY DESIGNED AND/OR MANUFACTURED BY SELLER FOR BUYER'S USE OR PURPOSE.**

This warranty does not extend to any losses or damages due to misuse, accident, abuse, neglect, normal wear and tear, negligence (other than Seller's), unauthorized modification or alteration, use beyond rated capacity, unsuitable power sources or environmental conditions, improper installation, repair, handling, maintenance or application or any other cause not the fault of Seller. To the extent that Buyer or its agents has supplied specifications, information, representation of operating conditions or other data to Seller in the selection or design of the Goods and the preparation of Seller's quotation, and in the event that actual operating conditions or other conditions differ from those represented by Buyer, any warranties or other provisions contained herein which are affected by such conditions shall be null and void.

If within thirty (30) days after Buyer's discovery of any warranty defects within the warranty period, Buyer notifies Seller thereof in writing, Seller shall, at its option and as Buyer's exclusive remedy, repair, correct or replace or refund the purchase price for, that portion of the Goods found by Seller to be defective. Failure by Buyer to give such written notice within the applicable time period shall be deemed an absolute and unconditional waiver of Buyer's claim for such defects. Seller shall have the right to require the Buyer to deliver the Goods to Seller's designated repair center or manufacturing facility. All costs associated with dismantling, reinstallation and transportation to and from Seller's designated repair center or manufacturing facility and the time and expense of Seller's personnel and representatives for site travel and diagnosis under this warranty shall be borne by the Buyer. Goods repaired or replaced during the warranty period shall be covered by the foregoing warranty for the remainder of the original warranty period or ninety (90) days from the date of shipment, whichever is longer. Buyer assumes all other responsibility for any loss, damage, or injury to persons or property arising out of, connected with, or resulting from the use of Goods, either alone or in combination with other products/components.

Section 5 applies to any entity or person who may buy, acquire or use the Goods, including any entity or person who obtains the Goods from Buyer, and shall be bound by the limitations therein, including Section 6. Buyer agrees to provide such subsequent transferee conspicuous, written notice of the provisions of Sections 5 and 6.

**6. LIMITATION OF REMEDY AND LIABILITY:** **THE SOLE AND EXCLUSIVE REMEDY FOR BREACH OF ANY WARRANTY HEREUNDER (OTHER THAN THE WARRANTY PROVIDED UNDER SECTION 7) SHALL BE LIMITED TO REPAIR, CORRECTION OR REPLACEMENT, OR REFUND OF THE PURCHASE PRICE UNDER SECTION 5.**

**SELLER SHALL NOT BE LIABLE FOR DAMAGES CAUSED BY DELAY IN PERFORMANCE AND THE REMEDIES OF BUYER SET FORTH IN THIS AGREEMENT ARE EXCLUSIVE. IN NO EVENT, REGARDLESS OF THE FORM OF THE CLAIM OR CAUSE OF ACTION (WHETHER BASED IN CONTRACT, INFRINGEMENT, NEGLIGENCE, STRICT LIABILITY, OTHER TORT OR OTHERWISE), SHALL SELLER'S LIABILITY TO BUYER AND/OR ITS CUSTOMERS EXCEED THE PRICE PAID BY BUYER FOR THE SPECIFIC GOODS PROVIDED BY SELLER GIVING RISE TO THE CLAIM OR CAUSE OF ACTION. BUYER AGREES THAT IN NO EVENT SHALL SELLER'S LIABILITY TO BUYER AND/OR ITS CUSTOMERS EXTEND TO INCLUDE INCIDENTAL, CONSEQUENTIAL OR PUNITIVE DAMAGES.** The term "consequential damages" shall include, but not be limited to, loss of anticipated profits, business interruption, loss of use, revenue, reputation and data, costs incurred, including without limitation, for capital, fuel, power and loss or damage to property or equipment.

It is expressly understood that any technical advice furnished by Seller with respect to the use of the Goods is given without charge, and Seller assumes no obligation or liability for the advice given, or results obtained, all such advice being given and accepted at Buyer's risk.

**7. PATENTS AND COPYRIGHTS:** Subject to the limitations of the second paragraph of Section 6, Seller warrants that the Goods sold, except as are made specifically for Buyer according to Buyer's specifications, do not infringe any valid U.S. patent or copyright in existence as of the date of shipment. This warranty is given upon the condition that Buyer promptly notifies Seller of any claim or suit involving Buyer in which such infringement is alleged and cooperates fully with Seller and permit Seller to control completely the defense, settlement or compromise of any such allegation of infringement. Seller's warranty as to use patents only applies to infringement arising solely out of the inherent operation according to Seller's specifications and instructions (i) of such Goods, or (ii) of any combination of Goods acquired from Seller in a system designed by Seller. In the event such Goods are held to infringe such a U.S. patent or copyright in such suit, and the use of such Goods is enjoined, or in the case of a compromise or settlement by Seller, Seller shall have the right, at its option and expense, to procure for Buyer the right to continue using such Goods, or replace them with non-infringing Goods, or modify same to become non-infringing, or grant Buyer a credit for the depreciated value of such Goods and accept return of them. In the event of the foregoing, Seller may also, at its option, cancel the agreement as to future deliveries of such Goods, without liability. No license or rights in any of Seller's intellectual property associated with the Goods is granted hereby.

In the event that the Goods provided by Seller, as well as any services provided by Seller ("Services"), regardless of whether the Services are at the request or on behalf of Buyer, are part of a project ("Project"), or are performed alone

or are related to the provision of Goods, contain or incorporate any work product, including but not limited to concepts, inventions (patentable or otherwise), works, drawings, designs, information, specifications, customizations, optimizations, improvements, documentation, and programs or software, in each case regardless of whether developed by Seller alone or with others, whether completed or work-in-progress, or whether completed at Buyer's request, Buyer's cost, or as part of a Project performed for Buyer (any and all of the foregoing being "Work Product"), Seller owns all right, title, and interest (including, but not limited to, any patents, copyrights, or other intellectual property rights) in such final Work Product, including any and all intermediate Work Product developed as part or in pursuit of the final Work Product, in connection with, embodied in, or encompassed by any Good, Service, or Project deliverable. Seller makes no transfer or license to Buyer of any right, title, or interest in or to the Work Product or in or to any of Seller's intellectual property or proprietary rights.

**8. EXCUSE OF PERFORMANCE:** Seller shall not be liable for delays in performance or for non-performance due to acts of God; acts of Buyer; war; fire; flood; weather; sabotage; strikes or labor disputes; civil disturbances or riots; governmental requests, restrictions, allocations, laws, regulations, orders or actions; unavailability of or delays in transportation; default of suppliers; or unforeseen circumstances or any events or causes beyond Seller's reasonable control. Deliveries or other performance may be suspended for an appropriate period of time or canceled by Seller upon notice to Buyer in the event of any of the foregoing, but the balance of the agreement shall otherwise remain unaffected as a result of the foregoing.

If Seller determines that its ability to supply the total demand for the Goods, or to obtain material used directly or indirectly in the manufacture of the Goods, is hindered, limited or made impracticable due to causes set forth in the preceding paragraph, Seller may allocate its available supply of the Goods or such material (without obligation to acquire other supplies of any such Goods or material) among itself and its purchasers on such basis as Seller determines to be equitable without liability for any failure of performance which may result therefrom.

**9. CANCELLATION:** Buyer may cancel orders only upon reasonable advance written notice and upon payment to Seller of Seller's cancellation charges which include, among other things, all costs and expenses incurred, and, to cover commitments made, by the Seller and a reasonable profit thereon. Seller's determination of such termination charges shall be conclusive.

**10. CHANGES:** Buyer may request changes or additions to the Goods consistent with Seller's specifications and criteria. In the event such changes or additions are accepted by Seller, Seller may revise the price and dates of delivery. Seller reserves the right to change designs and specifications for the Goods without prior notice to Buyer, except with respect to Goods being made to order for Buyer. Seller shall have no obligation to install or make such change in any Goods manufactured prior to the date of such change.

**11. NUCLEAR/MEDICAL:** UNLESS OTHERWISE AGREED IN WRITING BY SELLER: (i) GOODS SOLD HEREUNDER ARE NOT FOR USE IN CONNECTION WITH ANY NUCLEAR, MEDICAL, LIFE-SUPPORT AND RELATED APPLICATIONS, (ii) Buyer accepts Goods with the foregoing understanding, agrees to communicate the same in writing to any subsequent purchasers or users and (iii) Buyer agrees to defend, indemnify and hold harmless Seller from any claims, losses, suits, judgments and damages, including incidental and consequential damages, arising from such use, whether the cause of action be based in tort, contract or otherwise, including allegations that the Seller's liability is based on negligence or strict liability.

**12. ASSIGNMENT:** Buyer shall not assign its rights or delegate its duties hereunder or any interest herein without the prior written consent of Seller, and any such assignment, without such consent, shall be void.

**13. QUANTITY:** Buyer agrees to accept overruns of up to ten percent (10%) of the order on "made-to-order" goods, including parts. Any such additional items shall be priced at the price per item charged for the specific quantity ordered.

**14. REPLACEMENT / SERVICE GOODS:** Upon the cancellation or fulfillment of this order, Seller will have no obligation to sell and Buyer will have no obligation to purchase the Goods sold hereunder, including, but not limited to, the supply of replacement parts for Goods or Goods for Buyer's consumer service division. Seller is not obligated to sell Buyer or its consumer service divisions Goods: (i) for any fixed period of time after production of the Goods supplied hereunder ceases or after the last date of shipment made under this order; or (ii) at any pre-established price to fulfill Buyer's or its consumer service divisions requirements during or after production of the Goods ceases or after the last date of shipment under this order. Seller shall have the absolute right to revise the price of Goods and the terms of sale and to modify or discontinue the sale of the Goods, and such action shall not form the basis of any claim by Buyer against Seller.

**15. TOOLING:** Tool, die, and pattern charges, if any, are in addition to the price of the Goods and are due and payable upon completion of the tooling. All such tools, dies and patterns shall be and remain the property of Seller. Charges for tools, dies, and patterns do not convey to Buyer, title, ownership interest in, or rights to possession or removal, or prevent their use by Seller for other purchasers, except as otherwise expressly provided by Seller and Buyer in writing with reference to this provision.

**16. INSPECTION/TESTING:** Buyer, at its option and expense, may inspect and observe the testing by Seller of the Goods for compliance with Seller's standard test procedures prior to shipment, which inspection and testing shall be conducted at Seller's plant at such reasonable time as is specified by Seller. Any rejection of the Goods must be made promptly by Buyer before shipment. Tests shall be deemed to be satisfactorily completed and the test fully met when the Goods meet Seller's criteria for such procedures.

**17. DRAWINGS:** Seller's prints and drawings (including without limitation, the underlying technology) furnished by Seller in connection with this agreement are the property of Seller and Seller retains all rights, including without limitation, exclusive rights of use, licensing and sale. Possession of such prints or drawings does not convey to Buyer any rights or license, and Buyer shall return all copies (in whatever medium) of such prints or drawings to Seller immediately upon request therefor.

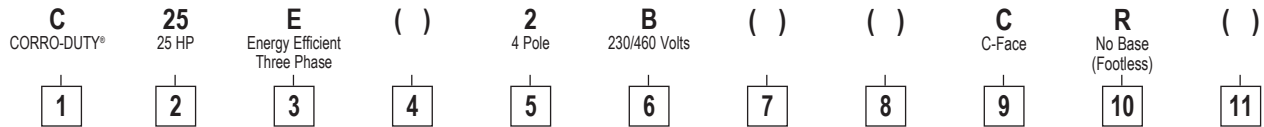
**18. EXPORT/IMPORT:** Buyer agrees that all applicable import and export control laws, regulations, orders and requirements, including without limitation those of the United States and the European Union, and the jurisdictions in which the Seller and Buyer are established or from which Goods may be supplied, will apply to their receipt and use. In no event shall Buyer use, transfer, release, import, export, Goods in violation of such applicable laws, regulations, orders or requirements.

**19. INSURANCE:** Seller shall carry adequate product liability and commercial general liability insurance. Seller shall, upon written request from Buyer, furnish Buyer with certificates of insurance confirming the existence of such insurance. Seller does not waive its, or its insurers', rights of subrogation.

**20. GENERAL PROVISIONS:** These terms and conditions supersede all other communications, negotiations and prior oral or written statements regarding the subject matter of these terms and conditions. No change, modification, rescission, discharge, abandonment, or waiver of these terms and conditions shall be binding upon the Seller unless made in writing and signed on its behalf by a duly authorized representative of Seller. No conditions, usage of trade, course of dealing or performance, understanding or agreement purporting to modify, vary, explain, or supplement these terms and conditions shall be binding unless hereafter made in writing and signed by the party to be bound, and no modification or additional terms shall be applicable to this agreement by Seller's receipt, acknowledgment, or acceptance of purchase orders, shipping instruction forms, or other documentation containing terms at variance with or in addition to those set forth herein. Any such modifications or additional terms are specifically rejected and deemed a material alteration hereof. If this document shall be deemed an acceptance of a prior offer by Buyer, such acceptance is expressly conditional upon Buyer's assent to any additional or different terms set forth herein. No waiver by either party with respect to any breach or default or of any right or remedy, and no course of dealing, shall be deemed to constitute a continuing waiver of any other breach or default or of any other right or remedy, unless such waiver be expressed in writing and signed by the party to be bound. All typographical or clerical errors made by Seller in any quotation, acknowledgment or publication are subject to correction.

The validity, performance, and all other matters relating to the interpretation and effect of this agreement shall be governed by the law of the state of Missouri without regard to its conflicts of laws principles. Buyer and Seller agree that the proper venue for all actions arising in connection herewith shall be only in Missouri and the parties agree to submit to such jurisdiction. No action, regardless of form, arising out of transactions relating to this contract, may be brought by either party more than two (2) years after the cause of action has accrued. The U.N. Convention on Contracts for the International Sales of Goods shall not apply to this agreement.

# NEMA Catalog Numbering System



## 1 PRODUCT FAMILY

- 8D 841 PLUS® - WORLD MOTOR
- 8P 841 PLUS®
- A AUTOMOTIVE DUTY
- B INVERTER DUTY BLOWER COOLED
- BD BELT DRIVE FAN
- BM BRAKE MOTOR
- BMU UNIMOUNT® BRAKE MOTOR
- BR BRAKE MOTOR-FCR
- C CORRO-DUTY\*
- CD CORRO-DUTY® WORLD MOTOR
- CJ CORRO-DUTY® CCP
- CO CONDENSER FAN
- D ODP GEN. PURPOSE
- DC ODP COMPRESSOR
- DD DIRECT DRIVE FAN
- DH DRY HYDRO
- DJ ODP CCP MOTOR
- E ELEVATOR MOTOR - L32 FLANGE
- EE COMMERCIAL PUMP/GEN. PURPOSE
- ELT E-LINE®
- EZ ELEVATOR MOTOR - Z-FLANGE
- FD FARM DUTY
- FDU FARM DUTY - ULTRA HIGH TORQUE
- FF FIREPUMP
- FP FLOOR POLISHER - 1 PHASE
- H HOSTILE DUTY
- HA HOSTILE DUTY CAST IRON CONDUIT BOX
- HD HOSTILE DUTY-WORLD MOTOR
- HN HOSTILE DUTY NON-VENT
- HJ HOSTILE DUTY CCP
- HO HIGH THRUST OPEN
- HS HIGH THRUST OPEN - 1 PHASE
- HT HIGH THRUST TEFC
- HWV COOLING TOWER TEAO
- HW COOLING TOWER TEFC
- J CCP
- JD JET PUMP OPEN MOTOR
- JT JET PUMP TEFC MOTOR
- KT FINISHED GOODS KITS
- M IEC METRIC - SEE IEC CAT #
- NO NORMAL THRUST OPEN
- NT NORMAL THRUST TEFC
- PD PEDESTAL FAN
- PF POWER FACTOR CORR CAPS
- PT POWER TOOL
- PW PRESSURE WASHER
- S UNIMOUNT® ROLLED STEEL
- T TEFC
- TA TEAO
- TN TENV
- U UNIMOUNT®
- UJ UT CCP
- UN UT TENV
- UV UT TEAO
- VB VECTOR BLOWER COOLED
- VN VECTOR NON-VENT
- WD WASHDOWN DUTY
- WDP WASHDOWN DUTY PAINT FREE
- WDS WASHDOWN DUTY ALL STAINLESS
- WI WEATHER PROTECTED TYPE I
- WII WEATHER PROTECTED TYPE II
- X HAZ. LOCATION DUAL LABEL
- XA HAZ. LOCATION AUTOMOTIVE DUTY
- XC HAZ. LOCATION DUAL LABEL CORRO-DUTY\*
- XJ HAZ. LOCATION DUAL LABEL CCP
- XS HAZ. LOCATION DUAL STEEL FRAME
- Y HAZ. LOCATION SINGLE LABEL
- YC HAZ. LOCATION SINGLE LABEL CORRO-DUTY\*
- YS HAZ. LOCATION SINGLE LABEL CCP

## 2 HP

- 00 SPECIAL
- 0110 1/10
- 0112 1/12
- 18 1/8
- 16 1/6
- 14 1/4
- 13 1/3
- 12 1/2
- 34 3/4
- 1 1
- 32 1-1/2
- 2 2
- 3 3
- 5 5
- 7 7-1/2
- 10 10
- 15 15
- 20 20
- 25 25
- 30 30
- 40 40
- 50 50
- 60 60
- 75 75
- 100 100
- 125 125
- 150 150
- 200 200
- etc.

## 3 ELECTRICAL

- A PERM SPLIT CAP (1Ø)
- B SPLIT PHASE (1Ø)
- C CAP START (1Ø)
- D CONSTANT TORQ 2WDG (3Ø)
- E ENERGY EFFICIENT (3Ø)
- F CONSTANT HP 1WDG (3Ø)
- G CONSTANT HP 2WDG (3Ø)
- K VAR TORQ 2WDG (3Ø)
- L VAR TORQ 1WDG (3Ø)
- P PREMIUM EFFICIENT (3Ø)
- Q DESIGN C (3Ø)
- R CONSTANT TORQ 1WDG (3Ø)
- S STD EFFICIENT (3Ø)
- T INV DUTY CON TORQ (3Ø)
- V INV DUTY VAR TORQ (3Ø)

DEFAULT MULTI-SPEED IS STD EFF  
P&E PRECEDING MULTI-SPD ARE  
P PREM EFF  
E ENERGY EFF

## 4 SECOND ELECTRICAL

- FRACTIONAL & TITAN® WHERE REQUIRED
- A AUTO PROTECT
  - M MANUAL PROTECT
  - R INSTANT REVERSING GATE & DOOR
  - T TWO COMPARTMENT
  - Y TITAN® F RISE @ 1.0 SF

## 5 POLES

- 1 2P
- 2 4P
- 3 6P
- 4 8P
- 5 10P
- 6 12P
- 7 14P
- 8 16P
- 9 4/8P
- 10 4/6P
- 12 2/4P
- 26 4/12P
- 34 6/8P
- 36 6/12P

## 6 VOLTAGES

- 2 2300
- A 208-230/460 or 200-230/460
- B 230/460
- C 460
- D 208-230/460 & 190/380
- E 230/460 & 190/380 (USABLE AT 208V)
- F 460/380
- G 575
- H 200
- I 90
- J 115/208-230
- K 230 & 208-230
- L 110/220
- M 220/440 & 208-220/440
- N 115
- P 115/230
- Q 180 (DC) & 190/380 (DC)
- R 220/380-440 (Y-DELTA)
- S 460 PWS
- T 208/230
- U 230/460 & 190/380 & 220/415
- V 4000
- W 2300/4000
- X 200/400
- Y 220/415
- Z OTHER

## 7 FRAME

- DEFAULT 56 FRAME (FRACTIONAL 3Ø & ALL 1Ø)  
NEMA FRAME ASSIGNMENT (INTEGRAL HP)
- FRACTIONAL 3Ø & ALL 1Ø  
4 = 48  
42 = 42  
14 = 140  
18 = 180  
21 = 210  
H = SPECIAL NEMA 56H
- INTEGRAL HP 3Ø  
F = DOWN FRAME  
G = UPFRAME
- AIR CIRCULATORS/FANS  
20 = 20" CIRC. HEAD DIA.  
24 = 24" CIRC. HEAD DIA.  
30 = 30" CIRC. HEAD DIA.

## 8 SHAFT (1ST DIGIT)

- DEFAULT T SHAFT; STD 48 OR 56 VSS (VERTICAL)
- S SHORT SHAFT
- L VHS
- M JM
- P JP
- J WEST COAST CCP
- T TM SHAFT
- U JMV
- V JPV
- Z SPECIAL

## 9 FLANGE (2ND DIGIT)

- DEFAULT NONE (HORZ)  
P-BASE (VERT)
- A SLEEVE BEARING
- B ROLLER BEARING
- C C-FACE
- D D-FLANGE
- K TCH (SPECIAL 'AK')
- Q SQUARE FLANGE
- Y SPECIAL

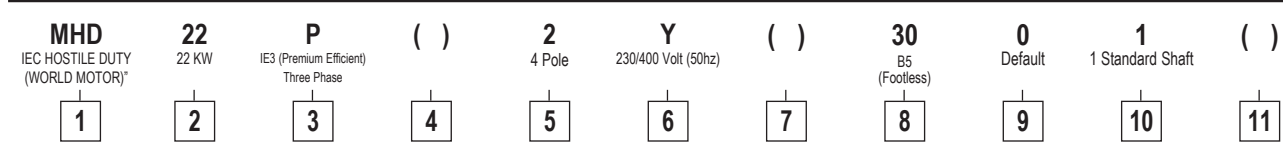
## 10 BASE (3RD DIGIT)

- DEFAULT F-1 RIGID BASE
- R NO BASE (FOOTLESS)
- 2 F-2 ASSEMBLY
- 3 F-0 ASSEMBLY
- 5 W-5 ASSEMBLY
- 6 W-6 ASSEMBLY
- 7 YOKE MOUNT
- 8 W-8 ASSEMBLY
- 9 RESILIENT BASE
- E P-BASE 10" BD
- F P-BASE 12" BD
- G P-BASE 16.5" BD
- H P-BASE 20" BD
- J P-BASE 24.5" BD

## 11 SPECIAL FEATURES (4TH DIGIT)

- N NO NRR (SRC) (VERT)
- S SPECIAL MOUNTING
- T TUNGSTEN SEAL (VERT)
- X EXTRA HIGH THRUST (VERT)
- C CONVERSION
- P PRODUCTION
- ID11 ID300 SIZE 1
- ID12 ID300 SIZE 2
- ID13 ID300 SIZE 3
- ID21 ID302 SIZE 1
- ID22 ID302 SIZE 2
- ID23 ID302 SIZE 3

# IEC Catalog Numbering System



**1 PRODUCT FAMILY**  
MHD IEC HOSTILE DUTY (WORLD MOTOR)

**2 KW (IEC)**

0	SPECIAL
0012	.12
0018	.18
0025	.25
0037	.37
004	.40
0055	.55
0075	.75
011	1.1
015	1.5
018	1.8
022	2.2
03	3
037	3.7
04	4
055	5.5
075	7.5
111	11
15	15
18	18.5
22	22
30	30
37	37
45	45
55	55
75	75
90	90
110	110
132	132
160	160
200	200

**3 ELECTRICAL**

A	PERM SPLIT CAP (1Ø)
B	SPLIT PHASE (1Ø)
C	CAP START (1Ø)
D	CONSTANT TORQ 2WDG (3Ø)
E	IE2 (ENERGY EFFICIENT) (3Ø)
F	CONSTANT HP 1WDG (3Ø)
G	CONSTANT HP 2WDG (3Ø)
K	VAR TORQ 2WDG (3Ø)
L	VAR TORQ 1WDG (3Ø)
P	IE3 (PREMIUM EFFICIENT) (3Ø)
Q	DESIGN C (3Ø)
R	CONSTANT TORQ 1WDG (3Ø)
S	IE1 (STD EFFICIENT) (3Ø)
T	INV DUTY CON TORQ (3Ø)
V	INV DUTY VAR TORQ (3Ø)

DEFAULT MULTI-SPEED IS STD EFF  
 P&E PRECEDING MULTI-SPD ARE  
 P PREM EFF  
 E ENERGY EFF

**4 SECOND ELECTRICAL**  
 FRACTIONAL & TITAN® WHERE REQUIRED

A	AUTO PROTECT
M	MANUAL PROTECT
R	INSTANT REVERSING GATE & DOOR
T	TWO COMPARTMENT
Y	TITAN® F RISE @ 1.0 SF

**5 POLES**

1	2P
2	4P
3	6P
4	8P
5	10P
6	12P
7	14P
8	16P
9	4/8P
10	4/6P
12	2/4P
26	4/12P
34	6/8P
36	6/12P

**6 VOLTAGES**

2	2300
A	208-230/460 OR 200-230/460
B	230/460
C	460
D	208-230/460 & 190/380
E	230/460 & 190/380 OR 230/460 & 200/4000
F	460/380 OR 460/400
G	575
H	200 OR 200-208
I	90
J	115/208-230
K	230 & 208-230
L	110/220
M	220/440 & 208-220/440
N	115
P	115/230
Q	180 (DC) & 190/380 (DC)
R	220/380-440 (Y-DELTA)
S	460 PWS
T	400 (50HZ)
U	380/660 & 400/690 (50HZ)
V	4000
W	2300/4000
X	200/400
Y	230/400 (50HZ)
Z	OTHER

**8 IM XXxx**

10	Default*
20	B5 Footed
21	B14 Footed
30	B5 Footless
36	B14 Footless
22	Double B5 Footed
23	Double B14 Footed

**9 IM xxXx**

0	Default*
1	Shaft Down
3	Shaft Up
5	Wall, Shaft Left
6	Wall, Shaft Right
7	Ceiling

**10 IM xxxX**

1	1 STANDARD SHAFT (DEFAULT)*
2	2 SHAFT EXTENSIONS
9	SPECIAL SHAFT

**11 CONDUIT BOX LOCATION**

DEFAULT	TOP SIDE CONDUIT BOX
R	RIGHT SIDE CONDUIT BOX
L	LEFT SIDE CONDUIT BOX

**12 SPECIAL**

B	ROLLER BEARING
---	----------------

\*SEGMENT [8], [9], AND [10] BLANK IF IM CODE IS 1001

**THIS PAGE AS INTENTIONALLY LEFT BLANK**



# General Purpose Motors

---

**Horsepower:** 1 — 500 HP

**Frame Sizes:** 143 — 5811

**Phase:** Three Phase

**RPM:** 3,600, 1,800, 1,200, or 900 RPM

**Voltage:**

- 200
- 208-230-460
- 230/460
- 460
- 575

**Enclosure:**

- Open Drip Proof (ODP)
- Totally Enclosed, Fan Cooled (TEFC)

**Service Factor:** 1.15 SF or greater

**Insulation:** Class B or F


**Efficiency:** Premium Efficient, NEMA® Premium Efficient or EPCAct

**Nameplate:** “CE” Mark on nameplates (180 Frame or larger)


**Agency:** UL® Recognized and CSA® Certified

**WORLD MOTOR® Features:**

- Both 60 Hz and 50 Hz operations (without derating motor)
- 250 Frame and larger ratings suitable for wye-start delta run or across-the-line starting



# General Purpose Three Phase, Totally Enclosed Fan Cooled (TEFC)



## APPLICATIONS:

For general industrial equipment including fans, blowers, compressors, pumps and direct connected equipment.

## FEATURES:

### UNIMOUNT® NEMA® Premium Efficient (Discount Symbol DS-3AL)

- Class F Insulation, Class B Rise At Full Load On 60 Hertz Sine Wave Power
- "CE" Mark On Nameplate
- Shaft Slinger On Pulley End
- Full 50 & 60 Hertz Operating Data On Nameplate (03)
- Full HP @ 50 Hertz
- 40°C Ambient, NEMA® Design B Performance On 60 Hertz Sine Wave Power
- Sealed Bearings (140 Frame); Double Shielded Bearings (180 Frame and Up)
- Dual Voltage Ratings Suitable For Part Winding Start (PWS) On Low Voltage
- Suitable For Wye-Delta Start 250 Frame & Larger
- Conversion Kits: C&D Flanges, Drip Cover and Brakes

### STEEL EDGE™ (Discount Symbol DS-3RST)

- Rolled Steel Frame
- Class F Insulation, Class B Rise At Full Load On 60 Hertz Sine Wave Power
- "CE" Mark On Nameplate (140 Frames and Ratings with Note 03)
- Shaft Slinger On Pulley End
- 40°C Ambient, NEMA® Design B Performance On 60 Hertz Sine Wave Power
- Sealed Bearings (140 Frame); Double Shielded Bearings (180 Frame and Up)
- Dual Voltage Ratings Suitable For Part Winding Start (PWS) On Low Voltage
- Conversion Kits: C&D Flanges, Drip Cover and Brakes (140 Frame and Up)

HP	RPM	Voltage	Frame	Catalog Number	List	Discount Symbol	SF	"C" Dim. (inches)	Ship Wt. (lbs)	NEMA Nom. Eff.	Full Load Amps	Notes
1/4	1800	208-230/460	56	T14S2A	\$224	DS-3RST	1.15	10.9	26	70.0	1.1-1.1/1.5	19,103
	1200	208-230/460	56	T14S3A	\$294	DS-3RST	1.15	11.9	32	-	1.4-1.5/1.76	103
1/3	1800	208-230/460	56	T13S2A	\$255	DS-3RST	1.15	11.4	26	-	1.3-1.3/0.6	103
1/2	3600	208-230/460	48	T12S1D4	\$278	DS-3RST	1.00	10.7	19	-	1.8-1.8/0.90	103
	3600	208-230/460	56	T12S1A	\$278	DS-3RST	1.15	10.9	32	-	2.0-2.0/1.0	103
	1800	208-230/460	56	T12S2A	\$278	DS-3RST	1.15	11.9	21	-	1.8-1.8/0.9	103
	1800	575	56	T12S2G	\$278	DS-3RST	1.15	11.9	26	-	0.80	103
	1200	208-230/460	56	T12S3A	\$357	DS-3RST	1.15	11.9	32	-	2.2-2.3/1.1	103
	1200	575	56	T12S3G	\$357	DS-3RST	1.15	11.9	32	-	0.85	103
3/4	3600	208-230/460	56	T34S1A	\$290	DS-3RST	1.15	11.9	32	-	2.5-2.5/1.2	103
	1800	208-230/460	56	T34S2A	\$299	DS-3RST	1.15	11.9	23	-	3.0-3.0/1.5	103
	1800	575	56	T34S2G	\$299	DS-3RST	1.15	11.9	26	-	1.1	37,103
	1200	208-230/460	56H	T34S3AH	\$422	DS-3RST	1.15	12.9	32	-	3.1-3.2/1.6	103
	1200	208-230/460	143T	T34S3B14	\$422	DS-3RST	1.15	12.8	32	75.5	3.4-3.5/1.7	103
	1200	575	56	U34P3GH	\$532	DS-3RST	1.25	12.6	30	82.5	1.2	
	1200	575	143T	U34P3G14	\$532	DS-3RST	1.25	13.0	30	82.5	1.2	
1	3600	208-230/460	56	U1P1D	\$404	DS-3RST	1.25	12.6	30	81.5	2.9-2.7/1.4	03
	3600	208-230/460	56	T1P1A	\$327	DS-3RST	1.25	11.9	27	77.0	3.4-3.2/1.6	
	3600	575	56	U1P1G	\$404	DS-3RST	1.25	12.9	30	80.0	1.1	
	1800	200	143T	U1P2H	\$423	DS-3RST	1.25	13.0	30	85.5	3.4	
	1800	208-230/460	56H	T1P2AH	\$396	DS-3RST	1.15	12.9	36	85.5	3.3-3.2/1.5	103
	1800	208-230/460	56HZ	T1P2AHZ	\$423	DS-3RST	1.25	13.3	36	85.5	3.3-3.2/1.5	
	1800	208-230/460	143T	U1P2D	\$423	DS-3RST	1.25	13.1	30	85.5	3.1-3/1.5	03
	1800	575	56H	T1P2GH	\$396	DS-3RST	1.15	12.9	33	85.5	1.3	103
	1800	575	143T	U1P2G	\$423	DS-3RST	1.25	13.0	30	85.5	1.1	
	1200	200	145T	U1P3H	\$575	DS-3RST	1.25	13.1	35	82.5	4.1	
	1200	208-230/460	56H	U1P3DF	\$575	DS-3RST	1.25	12.6	30	82.5	3.6-3.5/1.8	
	1200	208-230/460	56H	T1P3AH	\$575	DS-3RST	1.15	14.4	31	-	4.5-4.6/2.3	103
	1200	208-230/460	145T	U1P3D	\$575	DS-3RST	1.25	13.1	35	82.5	3.6-3.5/1.8	03
	1200	575	56	U1P3GH	\$575	DS-3RST	1.25	12.6	35	82.5	1.4	
	1200	575	145T	U1P3G	\$575	DS-3RST	1.25	13.1	35	82.5	1.4	
900	208-230/460	182T	U1P4D	\$1,049	DS-3AL	1.25	12.6	60	75.5	4.5-4.6/2.3	03	


Note 03 60/50 Hz rated with no derate on HP; 230/460 volt 60 Hz ratings operate on 190/380 volt 50 Hz, 460V 60 Hz ratings operate on 380V 50 Hz; Full 60 & 50 Hz data on Nameplate

Note 103 Does not accept brake kit

Note 19 Also rated for 190/380, 220/415 volt 50 Hz at 1.0 Service Factor  
Note 37 Q-3 leads for across-the-line start

GENERAL PURPOSE UNIMOUNT™ AND STEEL EDGE™  
 GENERAL PURPOSE C-FACE  
 GENERAL PURPOSE HOSTILE DUTY  
 GENERAL PURPOSE CORRO-DUTY™  
 GENERAL PURPOSE 84 PLUS™  
 GENERAL PURPOSE OPEN DRIPPROOF™  
 GENERAL PURPOSE HAZARDOUS LOCATION  
 GENERAL PURPOSE AUTOMOTIVE DUTY  
 COOLING TOWER DUTY  
 HAZARDOUS LOCATION  
 C-FACE MOTORS  
 VARIABLE SPEED MOTORS AND DRIVES

# General Purpose Three Phase, Totally Enclosed Fan Cooled (TEFC)



(continued)

HP	RPM	Voltage	Frame	Catalog Number	List	Discount Symbol	SF	"C" Dim. (inches)	Ship Wt. (lbs)	NEMA Nom. Eff.	Full Load Amps	Notes
1 1/2	3600	200	143T	U32P1H	\$488	DS-3RST	1.25	13.0	30	84.0	4.4	
	3600	208-230/460	56H	T32P1AH	\$438	DS-3RST	1.15	13.0	32	84.0	4.9-5.0/2.5	
	3600	208-230/460	143T	U32P1D	\$488	DS-3RST	1.25	13.0	30	84.0	4.2-3.9/1.9	03
	3600	575	56	U32P1GH	\$488	DS-3RST	1.25	12.6	30	84.0	1.6	
	3600	575	143T	U32P1G	\$488	DS-3RST	1.25	13.0	30	84.0	1.6	
	1800	200	145T	U32P2H	\$469	DS-3RST	1.25	13.0	35	86.5	4.7	
	1800	208-230/460	56H	T32P2AH	\$421	DS-3RST	1.15	12.9	38	86.5	4.5-4.5/2.2	103
	1800	208-230/460	145T	U32P2D	\$469	DS-3RST	1.25	13.0	35	86.5	4.5-4.3/2.1	03
	1800	575	56	U32P2GH	\$421	DS-3RST	1.25	12.6	35	86.5	1.7	
	1800	575	145T	U32P2G	\$469	DS-3RST	1.25	13.0	35	86.5	1.7	
	1200	200	182T	U32P3H	\$751	DS-3AL	1.25	16.5	60	87.5	5.4	
	1200	208-230/460	182T	S32P3A	\$645	DS-3RST	1.15	14.9	40	87.5	5.1-5.2/2.6	04,16
	1200	208-230/460	182T	U32P3D	\$751	DS-3AL	1.25	16.1	60	87.5	4.8-4.7/2.3	
	1200	575	182T	S32P3G	\$645	DS-3RST	1.15	14.9	60	87.5	2	04
1200	575	182T	U32P3G	\$751	DS-3AL	1.25	16.1	60	87.5	1.8		
900	208-230/460	184T	U32P4D	\$1,164	DS-3AL	1.25	16.9	70	80.0	6.4-6.4/3.2	03	
2	3600	200	145T	U2P1H	\$525	DS-3RST	1.25	13.0	35	86.5	5.6	
	3600	208-230/460	56H	T2P1AH	\$520	DS-3RST	1.15	12.9	37	85.5	5.1-5.1/2.6	
	3600	208-230/460	145T	U2P1D	\$525	DS-3RST	1.25	13.0	35	86.5	5.4-4.9/2.5	03
	3600	575	56H	U2P1GF	\$470	DS-3RST	1.25	12.6	30	85.5	2	
	3600	575	145T	U2P1G	\$525	DS-3RST	1.25	13.0	35	86.5	2	
	1800	200	145T	U2P2H	\$514	DS-3RST	1.25	13.0	35	86.5	6.2	
	1800	208-230/460	56H	T2P2AH	\$461	DS-3RST	1.15	10.4	42	86.5	6.2-6.0/3.0	
	1800	208-230/460	56HZ	T2P2AHZ	\$514	DS-3RST	1.25	14.0	42	86.5	6.2-6.0/3.0	
	1800	208-230/460	145T	U2P2D	\$514	DS-3RST	1.25	13.0	35	86.5	5.9-5.7/2.8	03
	1800	575	56	U2P2GH	\$514	DS-3RST	1.25	12.6	35	86.5	2.3	
	1800	575	56	U2P2GHZ	\$514	DS-3RST	1.25	12.6	35	86.5	2.3	
	1800	575	145T	U2P2G	\$514	DS-3RST	1.25	13.0	35	86.5	2.3	
	1200	208-230/460	184T	S2P3A	\$732	DS-3RST	1.15	14.9	74	88.5	6.4-6.2/3.1	04,16
	1200	208-230/460	184T	U2P3D	\$836	DS-3AL	1.25	17.3	70	88.5	6.4-6.2/3.1	
	1200	575	184T	S2P3G	\$732	DS-3RST	1.15	15.9	60	88.5	2.4	04
	1200	575	184T	U2P3G	\$836	DS-3AL	1.25	16.9	70	88.5	2.5	
	900	208-230/460	213T	U2P4D	\$1,296	DS-3AL	1.25	18.6	105	84.0	7-6.6/3.3	03
	3	3600	200	145T	U3P1HF	\$573	DS-3RST	1.25	13.0	35	86.5	8.3
3600		200	182T	U3P1H	\$767	DS-3AL	1.25	16.5	60	86.5	8.8	
3600		208-230/460	56HZ	U3P1AHZ	\$573	DS-3RST	1.25	13.8	40	86.5	7.9-6.7/3.4	103
3600		208-230/460	145T	U3P1DF	\$573	DS-3RST	1.25	13.0	35	86.5	8.1-7.2/3.6	03
3600		208-230/460	182T	S3P1A	\$605	DS-3RST	1.15	14.9	50	86.5	8.4-7.7/3.9	04,16
3600		208-230/460	182T	U3P1D	\$767	DS-3AL	1.25	16.1	60	87.5	8.4-7.8/3.9	
3600		575	56	U3P1GHZ	\$573	DS-3RST	1.25	12.6	35	86.5	2.8	
3600		575	145T	U3P1GF	\$573	DS-3RST	1.25	13.0	35	86.5	2.9	
3600		575	182T	S3P1G	\$605	DS-3RST	1.15	14.9	60	86.5	3.1	04
3600		575	182T	U3P1G	\$767	DS-3AL	1.25	16.1	60	87.5	3.1	
1800		200	182T	U3P2H	\$678	DS-3AL	1.25	16.5	60	89.5	9	
1800		208-230/460	182T	S3P2A	\$605	DS-3RST	1.15	14.9	85	89.5	8.4-7.8/3.9	04,16
1800		208-230/460	182T	U3P2D	\$678	DS-3AL	1.25	16.5	60	89.5	8.4-7.8/3.9	
1800		575	182T	S3P2G	\$605	DS-3RST	1.15	14.9	60	89.5	3.2	04
1800		575	182T	U3P2G	\$678	DS-3AL	1.25	16.1	60	89.5	3.2	
1200		200	213T	U3P3H	\$1,036	DS-3AL	1.25	19.1	110	89.5	9.9	
1200		208-230/460	213T	S3P3A	\$928	DS-3RST	1.15	18.9	130	89.5	9.2-8.6/4.3	04,16
1200		208-230/460	213T	U3P3D	\$1,036	DS-3AL	1.15	18.6	115	89.5	9.3-8.6/4.3	
1200		575	213T	S3P3G	\$928	DS-3RST	1.15	18.9	105	89.5	3.4	04,16
1200		575	213T	U3P3G	\$1,036	DS-3AL	1.25	18.6	115	89.5	3.4	
900	208-230/460	215T	U3P4D	\$1,606	DS-3AL	1.25	18.6	120	85.5	10.6-10.3/5.2	03	

Note 03 60/50 Hz rated with no derate on HP; 230/460 volt 60 Hz ratings operate on 190/380 volt 50 Hz, 460V 60 Hz ratings operate on 380V 50 Hz;


Note 103 Does not accept brake kit  
Note 16 Motors marked 208-230/460 volts may not meet all NEMA (MG-1) performance standards when operated at 208 volts

Note 04 Full 60 & 50 Hz data on Nameplate

On 60 Hertz Sine Wave power



# General Purpose Three Phase, Totally Enclosed Fan Cooled (TEFC)




(continued)

HP	RPM	Voltage	Frame	Catalog Number	List	Discount Symbol	SF	"C" Dim. (inches)	Ship Wt. (lbs)	NEMA Nom. Eff.	Full Load Amps	Notes
5	3600	200	184T	U5P1H	\$962	DS-3AL	1.25	16.5	70	88.5	14	
	3600	208-230/460	184T	S5P1A	\$715	DS-3RST	1.15	15.9	65	88.5	13.6-12.1/6.1	04,16
	3600	208-230/460	184T	U5P1D	\$962	DS-3AL	1.15	16.9	75	88.5	13.4-12.2/6.1	
	3600	575	184T	S5P1G	\$715	DS-3RST	1.15	15.9	70	88.5	4.9	04
	3600	575	184T	U5P1G	\$962	DS-3AL	1.25	16.1	75	88.5	4.9	
	1800	200	184T	U5P2H	\$788	DS-3AL	1.25	17.3	80	89.5	14.2	
	1800	208-230/460	184T	S5P2A	\$715	DS-3RST	1.15	15.9	72	89.5	13.5-12.5/6.2	04,16
	1800	208-230/460	184T	U5P2D	\$788	DS-3AL	1.25	17.3	70	90.2	13.6-12.3/6.2	
	1800	575	184T	S5P2G	\$715	DS-3RST	1.15	15.9	70	89.5	4.9	04
	1800	575	184T	U5P2G	\$788	DS-3AL	1.25	16.1	70	89.5	5.1	
	1200	200	215T	U5P3H	\$1,483	DS-3AL	1.25	20.6	135	89.5	15.9	
	1200	208-230/460	215T	S5P3A	\$1,155	DS-3RST	1.15	18.9	135	89.5	15-14.1/7	04,16
	1200	208-230/460	215T	U5P3D	\$1,483	DS-3AL	1.25	20.1	140	90.2	15-14/7	
	1200	575	215T	S5P3G	\$1,155	DS-3RST	1.15	18.9	120	89.5	5.6	04,16
1200	575	215T	U5P3G	\$1,483	DS-3AL	1.25	20.1	140	89.5	5.6		
900	208-230/460	254T	U5P4D	\$2,299	DS-3AL	1.25	23.9	180	86.5	15.9-14.8/7.4	03	
7 1/2	3600	200	213T	U7P1H	\$1,192	DS-3AL	1.25	19.1	105	90.2	20.6	
	3600	208-230/460	184T	U7P1AF	\$1,074	DS-3AL	1.25	16.5	70	89.5	19.9-17.7/8.9	
	3600	208-230/460	213T	S7P1A	\$942	DS-3RST	1.15	18.9	114	89.5	19.9-17.9/9	04,16
	3600	208-230/460	213T	U7P1D	\$1,192	DS-3AL	1.25	18.6	105	91.0	19.9-17.8/8.9	03
	3600	575	184T	U7P1GF	\$1,074	DS-3AL	1.25	16.1	70	89.5	7.1	
	3600	575	213T	S7P1G	\$942	DS-3RST	1.15	18.9	105	89.5	7.2	04,16
	3600	575	213T	U7P1G	\$1,192	DS-3AL	1.25	18.6	105	89.5	7.5	
	1800	200	213T	U7P2H	\$1,078	DS-3AL	1.15	19.1	105	91.7	20.8	
	1800	208-230/460	213T	S7P2A	\$905	DS-3RST	1.15	18.9	90	91.7	20-18.1/9.1	04,16
	1800	208-230/460	213T	U7P2D	\$1,078	DS-3AL	1.25	18.6	125	91.7	20-18.2/9.1	
	1800	575	213T	S7P2G	\$905	DS-3RST	1.15	18.9	105	91.7	7.2	04,16
	1800	575	213T	U7P2G	\$1,078	DS-3AL	1.25	18.6	115	91.7	7.2	
	1200	200	254T	U7P3H	\$1,979	DS-3AL	1.15	24.4	180	91.7	21.8	
	1200	208-230/460	254T	U7P3D	\$1,979	DS-3AL	1.25	23.9	180	91.0	20.6-19/9.5	
1200	575	254T	U7P3G	\$1,979	DS-3AL	1.25	23.9	180	91.0	7.6		
900	208-230/460	256T	U7P4D	\$3,067	DS-3AL	1.25	23.9	230	86.5	23.7-22.3/11.2	03	
10	3600	200	215T	U10P1H	\$1,397	DS-3AL	1.25	21.6	125	90.2	27	
	3600	208-230/460	215T	S10P1A	\$1,078	DS-3RST	1.15	18.9	128	90.2	26.5-23.5/11.7	04,16
	3600	208-230/460	215T	U10P1D	\$1,397	DS-3AL	1.25	20.1	130	91.0	26.4-23.5/11.8	
	3600	575	215T	S10P1G	\$1,078	DS-3RST	1.15	18.9	120	90.2	9.4	04,16
	3600	575	215T	U10P1G	\$1,397	DS-3AL	1.25	20.1	130	91.7	9.4	
	1800	200	215T	U10P2H	\$1,302	DS-3AL	1.25	20.6	133	91.7	27.5	
	1800	208-230/460	215T	S10P2A	\$1,115	DS-3RST	1.15	18.9	120	91.7	26.6-24/12	04,16
	1800	208-230/460	215T	U10P2D	\$1,302	DS-3AL	1.25	20.1	133	91.7	26.5-23.9/12	
	1800	575	215T	S10P2G	\$1,115	DS-3RST	1.15	18.9	120	91.7	9.5	04,16
	1800	575	215T	U10P2G	\$1,302	DS-3AL	1.25	20.1	140	91.7	9.6	
	1200	200	256T	U10P3H	\$2,390	DS-3AL	1.25	25.6	230	91.7	28.2	
	1200	208-230/460	256T	U10P3D	\$2,390	DS-3AL	1.25	25.6	230	91.7	27.1-24.6/12.3	
1200	575	256T	U10P3G	\$2,390	DS-3AL	1.25	25.6	230	91.7	9.8		

Note 03 60/50 Hz rated with no derate on HP; 230/460 volt 60 Hz ratings operate on 190/380 volt 50 Hz, 460V 60 Hz ratings operate on 380V 50 Hz; Full 60 & 50 Hz data on Nameplate

Note 04 On 60 Hertz Sine Wave power  
Note 16 Motors marked 208-230/460 volts may not meet all NEMA (MG-1) performance standards when operated at 208 volts

# General Purpose Three Phase, Totally Enclosed Fan Cooled (TEFC)



(continued)

HP	RPM	Voltage	Frame	Catalog Number	List	Discount Symbol	SF	"C" Dim. (inches)	Ship Wt. (lbs)	NEMA Nom. Eff.	Full Load Amps	Notes
15	3600	200	254T	U15P1H	\$1,999	DS-3AL	1.25	24.4	180	91.0	40	02
	3600	208-230/460	215T	U15P1AF	\$1,698	DS-3AL	1.25	20.1	120	91.0	40-35/17.4	
	3600	208-230/460	254T	U15P1D	\$1,999	DS-3AL	1.25	23.9	180	91.0	39-35/17.5	
	3600	575	254T	U15P1G	\$1,999	DS-3AL	1.25	23.9	185	91.0	14.1	
	1800	200	254T	U15P2H	\$1,798	DS-3AL	1.25	23.9	180	92.4	42	
	1800	208-230/460	254T	U15P2D	\$1,798	DS-3AL	1.15	23.9	180	92.4	40-37/18.4	
	1800	575	254T	U15P2G	\$1,798	DS-3AL	1.25	23.9	180	92.4	14.6	
20	3600	200	256T	U20P1H	\$2,475	DS-3AL	1.25	26.1	230	91.0	53	02
	3600	208-230/460	256T	U20P1D	\$2,475	DS-3AL	1.25	25.6	230	91.0	53-46/23.1	02,03
	3600	575	256T	U20P1G	\$2,475	DS-3AL	1.25	26.1	230	91.0	18.5	02
	1800	200	256T	U20P2H	\$2,216	DS-3AL	1.25	25.6	250	93.0	54	
	1800	208-230/460	256T	U20P2D	\$2,216	DS-3AL	1.25	25.6	230	93.0	53-47/23.5	
	1800	575	256T	U20P2G	\$2,216	DS-3AL	1.25	26.1	250	93.0	19	
25	3600	200	284T	U25P1H	\$3,036	DS-3AL	1.25	28.7	250	91.7	65	
	3600	200	284TS	U25P1HS	\$3,036	DS-3AL	1.25	27.3	280	91.7	65	
	3600	208-230/460	284T	U25P1D	\$3,036	DS-3AL	1.25	28.7	250	91.7	65-57/28.4	
	3600	208-230/460	284TS	U25P1DS	\$3,036	DS-3AL	1.25	27.3	250	91.7	65-57/28.4	
	3600	575	284T	U25P1G	\$3,036	DS-3AL	1.25	28.7	250	91.7	22.7	
	3600	575	284TS	U25P1GS	\$3,036	DS-3AL	1.25	27.3	250	91.7	22.7	
	1800	200	284T	U25P2H	\$2,659	DS-3AL	1.25	28.7	290	93.6	67	
	1800	200	284TS	U25P2HS	\$2,659	DS-3AL	1.25	27.3	290	93.6	67	
	1800	208-230/460	284T	U25P2D	\$2,659	DS-3AL	1.25	28.3	280	93.6	65-59/29.3	03
	1800	208-230/460	284TS	U25P2DS	\$2,659	DS-3AL	1.25	27.3	280	93.6	65-59/29.3	
	1800	575	284T	U25P2G	\$2,659	DS-3AL	1.25	28.7	280	93.6	23.4	
	1800	575	284TS	U25P2GS	\$2,659	DS-3AL	1.25	27.3	290	93.6	23.4	
30	1800	200	286T	U30P2H	\$3,101	DS-3AL	1.25	28.3	325	93.6	81	
	1800	208-230/460	286T	U30P2D	\$3,101	DS-3AL	1.25	28.7	325	93.6	78-70/35	
	1800	208-230/460	286TS	U30P2DS	\$3,101	DS-3AL	1.25	27.3	325	93.6	78-70/35	
	1800	575	286T	U30P2G	\$3,101	DS-3AL	1.25	28.7	325	93.6	28.1	

Note 02 Suitable for Wye-Delta start on voltages shown  
 Note 03 60/50 Hz rated with no derate on HP; 230/460 volt 60 Hz ratings operate on 190/380 volt 50 Hz, 460V 60 Hz ratings operate on 380V 50 Hz;  
 Full 60 & 50 Hz data on Nameplate

# General Purpose Three Phase, Totally Enclosed Fan Cooled (TEFC) UNIMOUNT® NEMA®+ Premium Efficient



## APPLICATIONS:

For general industrial equipment including fans, blowers, compressors, pumps and direct connected equipment.

## FEATURES:

- Class F Insulation, Class B Rise At Full Load On 60 Hertz Sine Wave Power
- "CE" Mark On Nameplate
- Shaft Slinger On Pulley End
- Full 50 & 60 Hertz Operating Data On Nameplate (03)
- Full HP @ 50 Hertz
- 40°C Ambient, NEMA®+ Design B Performance On 60 Hertz Sine Wave Power
- Sealed Bearings (140 Frame); Double Shielded Bearings (180 Frame and Up)
- Dual Voltage Ratings Suitable For Part Winding Start (PWS) On Low Voltage
- Suitable For Wye-Delta Start 250 Frame & Larger
- Conversion Kits: C&D Flanges, Drip Cover and Brakes

HP	RPM	Voltage	Frame	Catalog Number	List	Discount Symbol	SF	"C" Dim. (inches)	Ship Wt. (lbs)	Full Load Eff.	Full Load Amps	Notes
1	900	208-230/460	182T	U1P4D	\$1,049	DS-3AL	1.25	12.6	60	75.5	4.5-4.6/2.3	03
1 1/2	1200	200	182T	U32P3H	\$751	DS-3AL	1.25	16.5	60	87.5	5.4	
	1200	208-230/460	182T	U32P3D	\$751	DS-3AL	1.25	16.1	60	87.5	4.8-4.7/2.3	03
	1200	575	182T	U32P3G	\$751	DS-3AL	1.25	16.1	60	87.5	1.8	
	900	208-230/460	184T	U32P4D	\$1,164	DS-3AL	1.25	16.9	70	80.0	6.4-6.4/3.2	03
2	1200	208-230/460	184T	U2P3D	\$836	DS-3AL	1.25	17.3	70	88.5	6.4-6.2/3.1	03
	1200	575	184T	U2P3G	\$836	DS-3AL	1.25	16.9	70	88.5	2.5	
	900	208-230/460	213T	U2P4D	\$1,296	DS-3AL	1.25	18.6	105	84.0	7-6.6/3.3	03
3	3600	200	182T	U3P1H	\$767	DS-3AL	1.25	16.5	60	86.5	8.8	
	3600	208-230/460	182T	U3P1D	\$767	DS-3AL	1.25	16.1	60	87.5	8.4-7.8/3.9	03
	3600	575	182T	U3P1G	\$767	DS-3AL	1.25	16.1	60	87.5	3.1	
	1800	200	182T	U3P2H	\$678	DS-3AL	1.25	16.5	60	89.5	9	
	1800	208-230/460	182T	U3P2D	\$678	DS-3AL	1.25	16.5	60	89.5	8.4-7.8/3.9	03
	1800	575	182T	U3P2G	\$678	DS-3AL	1.25	16.1	60	89.5	3.2	
	1200	200	213T	U3P3H	\$1,036	DS-3AL	1.25	19.1	110	89.5	9.9	
	1200	208-230/460	213T	U3P3D	\$1,036	DS-3AL	1.15	18.6	115	89.5	9.3-8.6/4.3	03
	1200	575	213T	U3P3G	\$1,036	DS-3AL	1.25	18.6	115	89.5	3.4	
	900	208-230/460	215T	U3P4D	\$1,606	DS-3AL	1.25	18.6	120	85.5	10.6-10.3/5.2	03
5	3600	200	184T	U5P1H	\$962	DS-3AL	1.25	16.5	70	88.5	14	
	3600	208-230/460	184T	U5P1D	\$962	DS-3AL	1.15	16.9	75	88.5	13.4-12.2/6.1	03
	3600	575	184T	U5P1G	\$962	DS-3AL	1.25	16.1	75	88.5	4.9	
	1800	200	184T	U5P2H	\$788	DS-3AL	1.25	17.3	80	89.5	14.2	
	1800	208-230/460	184T	U5P2D	\$788	DS-3AL	1.25	17.3	70	90.2	13.6-12.3/6.2	03
	1800	575	184T	U5P2G	\$788	DS-3AL	1.25	16.1	70	89.5	5.1	
	1200	200	215T	U5P3H	\$1,483	DS-3AL	1.25	20.6	135	89.5	15.9	
	1200	208-230/460	215T	U5P3D	\$1,483	DS-3AL	1.25	20.1	140	90.2	15-14/7	03
	1200	575	215T	U5P3G	\$1,483	DS-3AL	1.25	20.1	140	89.5	5.6	
	900	208-230/460	254T	U5P4D	\$2,299	DS-3AL	1.25	23.9	180	86.5	15.9-14.8/7.4	03
7 1/2	3600	200	213T	U7P1H	\$1,192	DS-3AL	1.25	19.1	105	90.2	20.6	
	3600	208-230/460	184T	U7P1AF	\$1,074	DS-3AL	1.25	16.5	70	89.5	19.9-17.7/8.9	
	3600	208-230/460	213T	U7P1D	\$1,192	DS-3AL	1.25	18.6	105	91.0	19.9-17.8/8.9	03
	3600	575	184T	U7P1GF	\$1,074	DS-3AL	1.25	16.1	70	89.5	7.1	
	3600	575	213T	U7P1G	\$1,192	DS-3AL	1.25	18.6	105	89.5	7.5	
	1800	200	213T	U7P2H	\$1,078	DS-3AL	1.15	19.1	105	91.7	20.8	
	1800	208-230/460	213T	U7P2D	\$1,078	DS-3AL	1.25	18.6	125	91.7	20-18.2/9.1	03
	1800	575	213T	U7P2G	\$1,078	DS-3AL	1.25	18.6	115	91.7	7.2	
	1200	200	254T	U7P3H	\$1,979	DS-3AL	1.15	24.4	180	91.7	21.8	
	1200	208-230/460	254T	U7P3D	\$1,979	DS-3AL	1.25	23.9	180	91.0	20.6-19/9.5	03

Note 03 60/50 Hz rated with no derate on HP; 230/460 volt 60 Hz ratings operate on 190/380 volt 50 Hz, 460V 60 Hz ratings operate on 380V 50 Hz; Full 60 & 50 Hz data on Nameplate

GENERAL PURPOSE UNIMOUNT AND STEEL EDGE™  
 GENERAL PURPOSE C-FACE  
 GENERAL PURPOSE HOSTILE DUTY  
 GENERAL PURPOSE CORRO-DUTY  
 GENERAL PURPOSE 84 PLUS®  
 GENERAL PURPOSE OPEN DRIPPROOF  
 GENERAL PURPOSE HAZARDOUS LOCATION  
 GENERAL PURPOSE AUTOMOTIVE DUTY  
 COOLING TOWER DUTY  
 HAZARDOUS LOCATION  
 C-FACE MOTORS  
 VARIABLE SPEED MOTORS AND DRIVES



# General Purpose Three Phase, Totally Enclosed Fan Cooled (TEFC) UNIMOUNT® NEMA®+ Premium Efficient




(continued)

HP	RPM	Voltage	Frame	Catalog Number	List	Discount Symbol	SF	"C" Dim. (inches)	Ship Wt. (lbs)	Full Load Eff.	Full Load Amps	Notes
	1200	575	254T	U7P3G	\$1,979	DS-3AL	1.25	23.9	180	91.0	7.6	
	900	208-230/460	256T	U7P4D	\$3,067	DS-3AL	1.25	23.9	230	86.5	23.7-22.3/11.2	03
10	3600	200	215T	U10P1H	\$1,397	DS-3AL	1.25	21.6	125	90.2	27	
	3600	208-230/460	215T	U10P1D	\$1,397	DS-3AL	1.25	20.1	130	91.0	26.4-23.5/11.8	03
	3600	575	215T	U10P1G	\$1,397	DS-3AL	1.25	20.1	130	91.7	9.4	
	1800	200	215T	U10P2H	\$1,302	DS-3AL	1.25	20.6	133	91.7	27.5	
	1800	208-230/460	215T	U10P2D	\$1,302	DS-3AL	1.25	20.1	133	91.7	26.5-23.9/12	03
	1800	575	215T	U10P2G	\$1,302	DS-3AL	1.25	20.1	140	91.7	9.6	
	1200	200	256T	U10P3H	\$2,390	DS-3AL	1.25	25.6	230	91.7	28.2	
	1200	208-230/460	256T	U10P3D	\$2,390	DS-3AL	1.25	25.6	230	91.7	27.1-24.6/12.3	03
	1200	575	256T	U10P3G	\$2,390	DS-3AL	1.25	25.6	230	91.7	9.8	
15	3600	200	254T	U15P1H	\$1,999	DS-3AL	1.25	24.4	180	91.0	40	02
	3600	208-230/460	215T	U15P1AF	\$1,698	DS-3AL	1.25	20.1	120	91.0	40-35/17.4	
	3600	208-230/460	254T	U15P1D	\$1,999	DS-3AL	1.25	23.9	180	91.0	39-35/17.5	03
	3600	575	254T	U15P1G	\$1,999	DS-3AL	1.25	23.9	185	91.0	14.1	
	1800	200	254T	U15P2H	\$1,798	DS-3AL	1.25	23.9	180	92.4	42	
	1800	208-230/460	254T	U15P2D	\$1,798	DS-3AL	1.15	23.9	180	92.4	40-37/18.4	03
	1800	575	254T	U15P2G	\$1,798	DS-3AL	1.25	23.9	180	92.4	14.6	
20	3600	200	256T	U20P1H	\$2,475	DS-3AL	1.25	26.1	230	91.0	53	02
	3600	208-230/460	256T	U20P1D	\$2,475	DS-3AL	1.25	25.6	230	91.0	53-46/23.1	02,03
	3600	575	256T	U20P1G	\$2,475	DS-3AL	1.25	26.1	230	91.0	18.5	02
	1800	200	256T	U20P2H	\$2,216	DS-3AL	1.25	25.6	250	93.0	54	
	1800	208-230/460	256T	U20P2D	\$2,216	DS-3AL	1.25	25.6	230	93.0	53-47/23.5	03
	1800	575	256T	U20P2G	\$2,216	DS-3AL	1.25	26.1	250	93.0	19	
25	3600	200	284T	U25P1H	\$3,036	DS-3AL	1.25	28.7	250	91.7	65	
	3600	200	284TS	U25P1HS	\$3,036	DS-3AL	1.25	27.3	280	91.7	65	
	3600	208-230/460	284T	U25P1D	\$3,036	DS-3AL	1.25	28.7	250	91.7	65-57/28.4	03
	3600	208-230/460	284TS	U25P1DS	\$3,036	DS-3AL	1.25	27.3	250	91.7	65-57/28.4	03
	3600	575	284T	U25P1G	\$3,036	DS-3AL	1.25	28.7	250	91.7	22.7	
	3600	575	284TS	U25P1GS	\$3,036	DS-3AL	1.25	27.3	250	91.7	22.7	
	1800	200	284T	U25P2H	\$2,659	DS-3AL	1.25	28.7	290	93.6	67	
	1800	200	284TS	U25P2HS	\$2,659	DS-3AL	1.25	27.3	290	93.6	67	
	1800	208-230/460	284T	U25P2D	\$2,659	DS-3AL	1.25	28.3	280	93.6	65-59/29.3	03
	1800	208-230/460	284TS	U25P2DS	\$2,659	DS-3AL	1.25	27.3	280	93.6	65-59/29.3	03
	1800	575	284T	U25P2G	\$2,659	DS-3AL	1.25	28.7	280	93.6	23.4	
30	1800	200	286T	U30P2H	\$3,101	DS-3AL	1.25	28.3	325	93.6	81	
	1800	208-230/460	286T	U30P2D	\$3,101	DS-3AL	1.25	28.7	325	93.6	78-70/35	03
	1800	208-230/460	286TS	U30P2DS	\$3,101	DS-3AL	1.25	27.3	325	93.6	78-70/35	03
	1800	575	286T	U30P2G	\$3,101	DS-3AL	1.25	28.7	325	93.6	28.1	

Note 02 Suitable for Wye-Delta start on voltages shown  
 Note 03 60/50 Hz rated with no derate on HP; 230/460 volt 60 Hz ratings operate on 190/380 volt 50 Hz, 460V 60 Hz ratings operate on 380V 50 Hz;  
 Full 60 & 50 Hz data on Nameplate

# General Purpose Three Phase, Totally Enclosed Fan Cooled (TEFC) STEEL EDGE™



## APPLICATIONS:

For general industrial equipment including fans, blowers, compressors, pumps and direct connected equipment.

## FEATURES:

- Rolled Steel Frame
- Class F Insulation, Class B Rise At Full Load On 60 Hertz Sine Wave Power
- "CE" Mark on Nameplate (140 Frame & Larger)
- Shaft Slinger On Pulley End
- 40°C Ambient, NEMA® Design B Performance On 60 Hertz Sine Wave Power
- Sine Wave Power
- Sealed Bearings (140 Frame); Double Shielded Bearings (180 Frame and Up)
- Dual Voltage Ratings Suitable For Part Winding Start (PWS) On Low Voltage

HP	RPM	Voltage	Frame	Catalog Number	List	Discount Symbol	SF	"C" Dim. (inches)	Ship Wt. (lbs)	NEMA Nom. Eff.	Full Load Amps	Notes
1/4	1800	208-230/460	56	T14S2A	\$224	DS-3RST	1.15	10.9	26	70.0	1.1-1.1/1.5	19,103
	1200	208-230/460	56	T14S3A	\$294	DS-3RST	1.15	11.9	32	-	1.4-1.5/1.76	103
1/3	1800	208-230/460	56	T13S2A	\$255	DS-3RST	1.15	11.4	26	-	1.3-1.3/0.6	103
1/2	3600	208-230/460	48	T12S1D4	\$278	DS-3RST	1.00	10.7	19	-	1.8-1.8/0.90	103
	3600	208-230/460	56	T12S1A	\$278	DS-3RST	1.15	10.9	32	-	2.0-2.0/1.0	103
	1800	208-230/460	56	T12S2A	\$278	DS-3RST	1.15	11.9	21	-	1.8-1.8/0.9	103
	1800	575	56	T12S2G	\$278	DS-3RST	1.15	11.9	26	-	0.80	103
	1200	208-230/460	56	T12S3A	\$357	DS-3RST	1.15	11.9	32	-	2.2-2.3/1.1	103
	1200	575	56	T12S3G	\$357	DS-3RST	1.15	11.9	32	-	0.85	103
3/4	3600	208-230/460	56	T34S1A	\$290	DS-3RST	1.15	11.9	32	-	2.5-2.5/1.2	103
	1800	208-230/460	56	T34S2A	\$299	DS-3RST	1.15	11.9	23	-	3.0-3.0/1.5	103
	1800	575	56	T34S2G	\$299	DS-3RST	1.15	11.9	26	-	1.1	37,103
	1200	208-230/460	56H	T34S3AH	\$422	DS-3RST	1.15	12.9	32	-	3.1-3.2/1.6	103
	1200	208-230/460	143T	T34S3B14	\$422	DS-3RST	1.15	12.8	32	75.5	3.4-3.5/1.7	103
	1200	575	56	U34P3GH	\$532	DS-3RST	1.25	12.6	30	82.5	1.2	
	1200	575	143T	U34P3G14	\$532	DS-3RST	1.25	13.0	30	82.5	1.2	
1	3600	208-230/460	56	U1P1D	\$404	DS-3RST	1.25	12.6	30	81.5	2.9-2.7/1.4	03
	3600	208-230/460	56	T1P1A	\$327	DS-3RST	1.25	11.9	27	77.0	3.4-3.2/1.6	
	3600	575	56	U1P1G	\$404	DS-3RST	1.25	12.9	30	80.0	1.1	
	1800	200	143T	U1P2H	\$423	DS-3RST	1.25	13.0	30	85.5	3.4	
	1800	208-230/460	56H	T1P2AH	\$396	DS-3RST	1.15	12.9	36	85.5	3.3-3.2/1.5	103
	1800	208-230/460	56HZ	T1P2AHZ	\$423	DS-3RST	1.25	13.3	36	85.5	3.3-3.2/1.5	
	1800	208-230/460	143T	U1P2D	\$423	DS-3RST	1.25	13.1	30	85.5	3.1-3/1.5	03
	1800	575	56H	T1P2GH	\$396	DS-3RST	1.15	12.9	33	85.5	1.3	103
	1800	575	143T	U1P2G	\$423	DS-3RST	1.25	13.0	30	85.5	1.1	
	1200	200	145T	U1P3H	\$575	DS-3RST	1.25	13.1	35	82.5	4.1	
	1200	208-230/460	56H	U1P3DF	\$575	DS-3RST	1.25	12.6	30	82.5	3.6-3.5/1.8	
	1200	208-230/460	56H	T1P3AH	\$575	DS-3RST	1.15	14.4	31	82.5	4.5-4.6/2	103
	1200	208-230/460	145T	U1P3D	\$575	DS-3RST	1.25	13.1	35	82.5	3.6-3.5/1.8	03
	1200	575	56	U1P3GH	\$575	DS-3RST	1.25	12.6	35	82.5	1.4	
	1200	575	145T	U1P3G	\$575	DS-3RST	1.25	13.1	35	82.5	1.4	
1 1/2	3600	200	143T	U32P1H	\$488	DS-3RST	1.25	13.0	30	84.0	4.4	
	3600	208-230/460	56H	T32P1AH	\$438	DS-3RST	1.15	13.0	32	84.0	4.9-5.0/2.5	
	3600	208-230/460	143T	U32P1D	\$488	DS-3RST	1.25	13.0	30	84.0	4.2-3.9/1.9	
	3600	575	56	U32P1GH	\$488	DS-3RST	1.25	12.6	30	84.0	1.6	
	3600	575	143T	U32P1G	\$488	DS-3RST	1.25	13.0	30	84.0	1.6	
	1800	200	145T	U32P2H	\$469	DS-3RST	1.25	13.0	35	86.5	4.7	


Note 03 60/50 Hz rated with no derate on HP; 230/460 volt 60 Hz ratings operate on 190/380 volt 50 Hz, 460V 60 Hz ratings operate on 380V 50 Hz; Full 60 & 50 Hz data on Nameplate

Note 103 Does not accept brake kit

Note 19 Also rated for 190/380, 220/415 volt 50 Hz at 1.0 Service Factor

Note 37 Q-3 leads for across-the-line start

# General Purpose Three Phase, Totally Enclosed Fan Cooled (TEFC) STEEL EDGE™



(continued)

HP	RPM	Voltage	Frame	Catalog Number	List	Discount Symbol	SF	"C" Dim. (inches)	Ship Wt. (lbs)	NEMA Nom. Eff.	Full Load Amps	Notes
	1800	208-230/460	56H	T32P2AH	\$421	DS-3RST	1.15	12.9	38	86.5	4.5-4.5/2.2	103
	1800	208-230/460	145T	U32P2D	\$469	DS-3RST	1.25	13.0	35	86.5	4.5-4.3/2.1	03
	1800	575	56	U32P2GH	\$421	DS-3RST	1.25	12.6	35	86.5	1.7	
	1800	575	145T	U32P2G	\$469	DS-3RST	1.25	13.0	35	86.5	1.7	
	1200	208-230/460	182T	S32P3A	\$645	DS-3RST	1.15	14.9	40	87.5	5.1-5.2/2.6	04,16
	1200	575	182T	S32P3G	\$645	DS-3RST	1.15	14.9	60	87.5	2	04
2	3600	200	145T	U2P1H	\$525	DS-3RST	1.25	13.0	35	86.5	5.6	
	3600	208-230/460	56H	T2P1AH	\$520	DS-3RST	1.15	12.9	37	85.5	5.1-5.1/2.6	
	3600	208-230/460	145T	U2P1D	\$525	DS-3RST	1.25	13.0	35	86.5	5.4-4.9/2.5	03
	3600	575	56H	U2P1GF	\$470	DS-3RST	1.25	12.6	30	85.5	2	
	3600	575	145T	U2P1G	\$525	DS-3RST	1.25	13.0	35	86.5	2	
	1800	200	145T	U2P2H	\$514	DS-3RST	1.25	13.0	35	86.5	6.2	
	1800	208-230/460	56H	T2P2AH	\$461	DS-3RST	1.15	10.4	42	86.5	6.2-6.0/3.0	
	1800	208-230/460	56HZ	T2P2AHZ	\$514	DS-3RST	1.25	14.0	42	86.5	6.2-6.0/3.0	
	1800	208-230/460	145T	U2P2D	\$514	DS-3RST	1.25	13.0	35	86.5	5.9-5.7/2.8	03
	1800	575	56	U2P2GH	\$514	DS-3RST	1.25	12.6	35	86.5	2.3	
	1800	575	56	U2P2GHZ	\$514	DS-3RST	1.25	12.6	35	86.5	2.3	
	1800	575	145T	U2P2G	\$514	DS-3RST	1.25	13.0	35	86.5	2.3	
	1200	208-230/460	184T	S2P3A	\$732	DS-3RST	1.15	14.9	74	88.5	6.4-6.2/3.1	04,16
	1200	575	184T	S2P3G	\$732	DS-3RST	1.15	15.9	60	88.5	2.4	04
3	3600	200	145T	U3P1HF	\$573	DS-3RST	1.25	13.0	35	86.5	8.3	
	3600	208-230/460	56HZ	U3P1AHZ	\$573	DS-3RST	1.25	13.8	40	86.5	7.9-6.7/3.4	103
	3600	208-230/460	145T	U3P1DF	\$573	DS-3RST	1.25	13.0	35	86.5	8.1-7.2/3.6	03
	3600	208-230/460	182T	S3P1A	\$605	DS-3RST	1.15	14.9	50	86.5	8.4-7.7/3.9	04,16
	3600	575	56	U3P1GHZ	\$573	DS-3RST	1.25	12.6	35	86.5	2.8	
	3600	575	145T	U3P1GF	\$573	DS-3RST	1.25	13.0	35	86.5	2.9	
	3600	575	182T	S3P1G	\$605	DS-3RST	1.15	14.9	60	86.5	3.1	04
	1800	208-230/460	182T	S3P2A	\$605	DS-3RST	1.15	14.9	85	89.5	8.4-7.8/3.9	04,16
	1800	575	182T	S3P2G	\$605	DS-3RST	1.15	14.9	60	89.5	3.2	04
	1200	208-230/460	213T	S3P3A	\$928	DS-3RST	1.15	18.9	130	89.5	9.2-8.6/4.3	04,16
	1200	575	213T	S3P3G	\$928	DS-3RST	1.15	18.9	105	89.5	3.4	04,16
	5	3600	208-230/460	184T	S5P1A	\$715	DS-3RST	1.15	15.9	65	88.5	13.6-12.1/6.1
3600		575	184T	S5P1G	\$715	DS-3RST	1.15	15.9	70	88.5	4.9	04
1800		208-230/460	184T	S5P2A	\$715	DS-3RST	1.15	15.9	72	89.5	13.5-12.5/6.2	04,16
1800		575	184T	S5P2G	\$715	DS-3RST	1.15	15.9	70	89.5	4.9	04
1200		208-230/460	215T	S5P3A	\$1,155	DS-3RST	1.15	18.9	135	89.5	15-14.1/7	04,16
1200		575	215T	S5P3G	\$1,155	DS-3RST	1.15	18.9	120	89.5	5.6	04,16
7 1/2	3600	208-230/460	213T	S7P1A	\$942	DS-3RST	1.15	18.9	114	89.5	19.9-17.9/9	04,16
	3600	575	213T	S7P1G	\$942	DS-3RST	1.15	18.9	105	89.5	7.2	04,16
	1800	208-230/460	213T	S7P2A	\$905	DS-3RST	1.15	18.9	90	91.7	20-18.1/9.1	04,16
	1800	575	213T	S7P2G	\$905	DS-3RST	1.15	18.9	105	91.7	7.2	04,16
10	3600	208-230/460	215T	S10P1A	\$1,078	DS-3RST	1.15	18.9	128	90.2	26.5-23.5/11.7	04,16
	3600	575	215T	S10P1G	\$1,078	DS-3RST	1.15	18.9	120	90.2	9.4	04,16
	1800	208-230/460	215T	S10P2A	\$1,115	DS-3RST	1.15	18.9	120	91.7	26.6-24/12	04,16
	1800	575	215T	S10P2G	\$1,115	DS-3RST	1.15	18.9	120	91.7	9.5	04,16

Note 03 60/50 Hz rated with no derate on HP; 230/460 volt 60 Hz ratings operate on 190/380 volt 50 Hz, 460V 60 Hz ratings operate on 380V 50 Hz;  
Full 60 & 50 Hz data on Nameplate

Note 103 Does not accept brake kit

Note 04 On 60 Hertz Sine Wave power

Note 16 Motors marked 208-230/460 volts may not meet all NEMA (MG-1) performance standards when operated at 208 volts

# Definite Purpose Three Phase, UNIMOUNT® Totally Enclosed Fan Cooled (TEFC) Multi-Speed



## APPLICATIONS:

For applications requiring more than one standard speed.

## FEATURES:

- Class F Insulation
- Extruded Aluminum Frame (140: Rolled Steel)
- Aluminum End Shields With Steel Bearing Inserts
- 40°C Ambient
- Regreasable Bearings 250 Frame & Up
- Double Shielded Bearings
- Removable Base 180 Frame & Up
- Lifting Provisions 180 Frame & Up
- Conversion Kits: C&D Flanges
- 1.0 Service Factor Or Higher

## Variable Torque, 1800/900 RPM, One Winding

HP (HP-Low)	RPM/RPM-Low (# Wdgs)	Voltage	Frame	Catalog Number	List	Discount Symbol	SF	"C" Dim. (inches)	Ship Wt. (lbs)	NEMA Nom. Eff.	Full Load Amps	Notes
1 (1/4)	1800/900 (1)	460	143T	U1L9C	\$700	DS-3MS	1.25	13.0	34	78.5	1.6	
1 1/2 (3/8)	1800/900 (1)	460	145T	U32L9C	\$770	DS-3MS	1.25	13.0	34	78.5	2.4	
2 (1/2)	1800/900 (1)	460	145T	U2L9C	\$850	DS-3MS	1.25	14.0	42	81.5	3	
3 (3/4)	1800/900 (1)	460	182T	U3L9C	\$884	DS-3MS	1.25	16.0	52	80.0	4.4	
5 (1-1/4)	1800/900 (1)	460	184T	U5L9C	\$1,234	DS-3MS	1.15	17.0	64	84.0	7	
7 1/2 (1-7/8)	1800/900 (1)	460	213T	U7L9C	\$1,532	DS-3MS	1.25	19.0	102	87.5	9.5	
10 (2-1/2)	1800/900 (1)	460	215T	U10L9C	\$1,936	DS-3MS	1.15	20.0	130	84.0	13	
15 (3-3/4)	1800/900 (1)	460	254T	U15L9C	\$2,544	DS-3MS	1.25	24.0	222	87.5	18.6	
20 (5)	1800/900 (1)	460	256T	U20L9C	\$3,166	DS-3MS	1.15	26.0	242	87.5	24.4	
25/ (6-1/4)	1800/900 (1)	460	286T	U25L9C	\$3,730	DS-3MS	1.15	28.0	262	87.5	30	

## Constant Torque, 1800/900 RPM, One Winding

HP (HP-Low)	RPM/RPM-Low (# Wdgs)	Voltage	Frame	Catalog Number	List	Discount Symbol	SF	"C" Dim. (inches)	Ship Wt. (lbs)	NEMA Nom. Eff.	Full Load Amps	Notes
1 (1/2)	1800/900 (1)	460	145T	U1R9C	\$846	DS-3MS	1.25	14.0	42	81.5	1.5	
1 1/2 (3/4)	1800/900 (1)	460	182T	U32R9C	\$928	DS-3MS	1.25	16.0	58	80.0	2.2	
2 (1)	1800/900 (1)	460	182T	U2R9C	\$1,026	DS-3MS	1.25	16.0	40	80.0	2.8	
3 (1-1/2)	1800/900 (1)	460	184T	U3R9C	\$1,065	DS-3MS	1.15	16.0	67	78.5	4.1	
5 (2-1/2)	1800/900 (1)	460	215T	U5R9C	\$1,490	DS-3MS	1.25	20.0	112	82.5	6.6	
7 1/2 (3-3/4)	1800/900 (1)	460	254T	U7R9C	\$1,851	DS-3MS	1.15	24.0	190	84.0	9.6	
10 (5)	1800/900 (1)	460	256T	U10R9C	\$2,338	DS-3MS	1.00	26.0	238	84.0	12.7	
15 (7-1/2)	1800/900 (1)	460	284T	U15R9C	\$3,068	DS-3MS	1.25	28.0	262	85.5	18.6	
20 (10)	1800/900 (1)	460	286T	U20R9C	\$3,820	DS-3MS	1.15	28.0	262	85.5	24.7	

## Constant Torque, 1800/1200 RPM, Two Winding

HP (HP-Low)	RPM/RPM-Low (# Wdgs)	Voltage	Frame	Catalog Number	List	Discount Symbol	SF	"C" Dim. (inches)	Ship Wt. (lbs)	NEMA Nom. Eff.	Full Load Amps	Notes
1 (2/3)	1800/1200 (2)	460	145T	U1D10C	\$1,161	DS-3MS	1.15	14.0	42	80.0	1.8	
1 1/2 (1)	1800/1200 (2)	460	182T	U32D10C	\$1,273	DS-3MS	1.25	16.0	50	75.5	2.7	
2 (1-1/3)	1800/1200 (2)	460	184T	U2D10C	\$1,403	DS-3MS	1.25	17.0	85	77.0	3.4	
3 (2)	1800/1200 (2)	460	213T	U3D10C	\$1,460	DS-3MS	1.00	19.0	90	82.5	4.2	
5 (3-1/3)	1800/1200 (2)	460	215T	U5D10C	\$2,044	DS-3MS	1.25	20.0	90	84.0	6.7	
7 1/2 (5)	1800/1200 (2)	460	254T	U7D10C	\$2,537	DS-3MS	1.25	24.0	232	84.0	10.1	
10 (6-2/3)	1800/1200 (2)	460	256T	U10D10C	\$3,207	DS-3MS	1.25	26.0	262	85.5	12.9	
15 (10)	1800/1200 (2)	460	286T	U15D10C	\$4,210	DS-3MS	1.25	28.0	262	86.5	18.8	

# General Purpose Three Phase, Totally Enclosed Fan Cooled (TEFC) UNIMOUNT® NEMA® Premium Efficient, C-Face Footed


**NEMA  
Premium**
**UT, FUT  
UTE**

## APPLICATIONS:

For general industrial equipment including fans, blowers, compressors, pumps and direct connected equipment.

## FEATURES:

- Class F Insulation, Class B Rise At Full Load On 60 Hertz Sine Wave Power
- "CE" Mark On Nameplate
- Shaft Slinger On Pulley End
- Full 50 & 60 Hertz Operating Data On Nameplate (03)
- Full HP @ 50 Hertz
- 40°C Ambient, NEMA® Design B Performance On 60 Hertz Sine Wave Power
- Sealed Bearings (140 Frame); Double Shielded Bearings (180 Frame and Up)
- Dual Voltage Ratings Suitable For Part Winding Start (PWS) On Low Voltage
- Suitable For Wye-Delta Start 250 Frame & Larger
- Conversion Kits: C&D Flanges, Drip Cover and Brakes
- Refer to Page vii for Suitability of IHP Motors on Variable Frequency Drives

HP	RPM	Voltage	Frame	Catalog Number	List	Discount Symbol	SF	"C" Dim. (inches)	Ship Wt. (lbs)	Full Load Eff.	Full Load Amps	Notes
1 1/2	1200	208-230/460	182TC	U32P3DC	\$845	DS-3AL	1.25	16.2	60	87.5	4.8-4.7/2.3	03
	1200	575	182TC	U32P3GC	\$845	DS-3AL	1.25	16.2	60	87.5	1.8	
2	1200	208-230/460	184TC	U2P3DC	\$930	DS-3AL	1.25	16.9	70	88.5	6.4-6.2/3.1	03
	1200	575	184TC	U2P3GC	\$930	DS-3AL	1.25	16.2	70	88.5	2.5	
3	3600	208-230/460	182TC	U3P1DC	\$860	DS-3AL	1.25	16.2	50	87.5	8.4-7.8/3.9	03
	3600	208-230/460	182TCH	U3P1DK	\$860	DS-3AL	1.25	16.2	50	87.5	8.4-7.8/3.9	03
	3600	575	182TC	U3P1GC	\$860	DS-3AL	1.25	16.2	60	87.5	3.1	
	1800	208-230/460	182TC	U3P2DC	\$772	DS-3AL	1.25	16.2	70	89.5	8.4-7.8/3.9	03
	1800	208-230/460	182TCH	U3P2DK	\$772	DS-3AL	1.25	16.2	60	89.5	8.4-7.8/3.9	03
	1800	575	182TC	U3P2GC	\$772	DS-3AL	1.25	16.2	60	89.5	3.2	
	1200	208-230/460	213TC	U3P3DC	\$1,150	DS-3AL	1.15	18.8	110	89.5	9.3-8.6/4.3	03
	5	3600	208-230/460	184TC	U5P1DC	\$1,056	DS-3AL	1.15	16.2	75	88.5	13.4-12.2/6.1
3600	208-230/460	184TCH	U5P1DK	\$1,056	DS-3AL	1.15	16.2	75	88.5	13.4-12.2/6.1	03	
3600	575	184TC	U5P1GC	\$1,056	DS-3AL	1.25	16.2	70	88.5	4.9		
1800	200	184TCH	U5P2HK	\$882	DS-3AL	1.25	16.9	80	89.5	14.2	03	
1800	208-230/460	184TC	U5P2DC	\$882	DS-3AL	1.25	16.9	80	90.2	13.6-12.3/6.2	03	
1800	208-230/460	184TCH	U5P2DK	\$882	DS-3AL	1.25	16.9	80	90.2	13.6-12.3/6.2	03	
1800	575	184TC	U5P2GC	\$882	DS-3AL	1.25	16.9	70	89.5	5		
1200	208-230/460	215TC	U5P3DC	\$1,597	DS-3AL	1.25	20.3	135	90.2	15-14/7	03	
1200	575	215TC	U5P3GC	\$1,597	DS-3AL	1.25	20.3	135	89.5	5.6		
7 1/2	3600	208-230/460	213TC	U7P1DC	\$1,306	DS-3AL	1.25	18.8	105	91.0	19.9-17.8/8.9	03
	3600	575	213TC	U7P1GC	\$1,306	DS-3AL	1.25	18.8	105	89.5	7.5	
	1800	208-230/460	213TC	U7P2DC	\$1,192	DS-3AL	1.25	19.1	105	91.7	20-18.2/9.1	03
	1800	575	213TC	U7P2GC	\$1,192	DS-3AL	1.25	18.8	105	91.7	7.2	
	1200	208-230/460	254TC	U7P3DC	\$2,147	DS-3AL	1.25	23.9	180	91.0	20.6-19/9.5	03
	1200	575	254TC	U7P3GC	\$2,147	DS-3AL	1.25	24.0	180	91.0	7.6	
10	3600	208-230/460	215TC	U10P1DC	\$1,511	DS-3AL	1.25	20.3	125	91.0	26.4-23.5/11.8	03
	3600	575	215TC	U10P1GC	\$1,511	DS-3AL	1.25	20.1	125	91.7	9.4	
	1800	208-230/460	215TC	U10P2DC	\$1,416	DS-3AL	1.25	20.3	133	91.7	26.5-23.9/12	03
	1800	575	215TC	U10P2GC	\$1,416	DS-3AL	1.25	20.3	133	91.7	9.6	
	1200	208-230/460	256TC	U10P3DC	\$2,558	DS-3AL	1.25	25.8	230	91.7	27.1-24.6/12.3	03
	15	3600	208-230/460	215TC	U15P1DFC	\$1,812	DS-3AL	1.25	20.3	120	91.0	40-35/17.4
3600	208-230/460	254TC	U15P1DC	\$2,174	DS-3AL	1.25	24.0	180	91.0	39-35/17.5	02,03	
3600	575	254TC	U15P1GC	\$2,174	DS-3AL	1.25	24.0	185	91.0	14.1		
1800	208-230/460	254TC	U15P2DC	\$1,973	DS-3AL	1.15	23.9	180	92.4	40-37/18.4	03	
20	3600	208-230/460	256TC	U20P1DC	\$2,650	DS-3AL	1.25	25.6	230	91.0	53-46/23.1	02,03
	3600	575	256TC	U20P1GC	\$2,650	DS-3AL	1.25	25.8	230	91.0	18.5	02
	1800	208-230/460	256TC	U20P2DC	\$2,391	DS-3AL	1.25	25.8	230	93.0	53-47/23.5	03
25	3600	208-230/460	284TC	U25P1DC	\$3,268	DS-3AL	1.25	28.3	250	91.7	65-57/28.4	03
	1800	208-230/460	284TC	U25P2DC	\$2,890	DS-3AL	1.25	28.3	280	93.6	65-59/29.3	03
30	1800	208-230/460	286TC	U30P2DC	\$3,333	DS-3AL	1.25	28.4	325	93.6	78-73/36	03

Note 02 Suitable for Wye-Delta start on voltages shown  
 Note 03 60/50 Hz rated with no derate on HP; 230/460 volt 60 Hz ratings operate on 190/380 volt 50 Hz; 460V 60 Hz ratings operate on 380V 50 Hz; Full 60 & 50 Hz data on Nameplate



# General Purpose Three Phase, Totally Enclosed Fan Cooled (TEFC) STEEL EDGE™ C-Face Footed



## APPLICATIONS:

For general industrial equipment including fans, blowers, compressors, pumps and direct connected equipment.

## FEATURES:

- Rolled Steel Frame
- Class F Insulation, Class B Rise At Full Load On 60 Hertz Sine Wave Power
- "CE" Mark On Nameplate (140 Frames and Ratings with Note 03)
- Shaft Slinger On Pulley End
- 40°C Ambient, NEMA®1 Design B Performance On 60 Hertz Sine Wave Power
- Sealed Bearings (140 Frame); Double Shielded Bearings (180 Frame and Up)
- Dual Voltage Ratings Suitable For Part Winding Start (PWS) On Low Voltage

HP	RPM	Voltage	Frame	Catalog Number	List	Discount Symbol	SF	"C" Dim. (inches)	Ship Wt. (lbs)	Full Load Eff.	Full Load Amps	Notes
1/4	1800	208-230/460	56C	U14S2AC	\$246	DS-3RST	1.25	10.8	20	70.0	1.3-1.4/0.7	
	1800	575	56C	U14P2GC	\$319	DS-3RST	1.25	10.8	30	74.0	0.4	
	1200	208-230/460	56C	U14S3AC	\$323	DS-3RST	1.25	10.8	22	72.0	1.1-1.2/0.6	
	1200	575	56C	U14P3GC	\$407	DS-3RST	1.25	10.8	30	72.0	0.6	
1/3	1800	208-230/460	56C	U13S2AC	\$281	DS-3RST	1.25	10.8	22	72.0	1.4-1.5/0.7	
	1800	575	56C	U13P2GC	\$365	DS-3RST	1.25	10.8	30	74.0	0.5	
	1200	208-230/460	56C	U13S3AC	\$361	DS-3RST	1.25	10.8	23	75.5	1.3-1.3/0.6	
	1200	575	56C	U13P3GC	\$455	DS-3RST	1.25	10.8	30	72.0	0.7	
1/2	3600	208-230/460	56C	U12S1AC	\$306	DS-3RST	1.25	10.8	25	70.0	1.7-1.6/0.8	
	1800	208-230/460	56C	U12S2AC	\$306	DS-3RST	1.25	10.8	26	74.0	1.8-1.8/0.9	
	1800	575	56C	U12P2GC	\$397	DS-3RST	1.25	10.8	30	78.5	0.8	
	1200	208-230/460	56C	U12S3AC	\$393	DS-3RST	1.25	11.5	26	72.0	2.2-2.2/1.1	103
	1200	575	56C	U12P3GC	\$495	DS-3RST	1.25	12.1	30	75.5	0.8	
	3600	575	56C	U12P1GC	\$386	DS-3RST	1.25	12.1	30	74.0	0.6	
3/4	3600	208-230/460	56C	U34S1AC	\$319	DS-3RST	1.25	10.8	26	75.5	2.4-2.2/1.1	
	3600	575	56C	U34P1GC	\$402	DS-3RST	1.25	12.1	30	77.0	0.8	
	1800	208-230/460	56C	U34S2AC	\$329	DS-3RST	1.25	10.8	32	77.0	2.7-2.7/1.4	
	1800	575	56C	U34P2GC	\$427	DS-3RST	1.25	10.8	30	81.5	1	
	1200	208-230/460	56C	U34S3AC	\$464	DS-3RST	1.25	12.9	34	-	3.1-3.2/1.6	103
	1200	208-230/460	143TC	U34S3DC	\$464	DS-3RST	1.25	12.1	30	72.0	3-3.1/1.6	
	1200	575	56C	U34P3GC	\$585	DS-3RST	1.25	13.1	30	82.5	1.2	
	1200	575	143TC	U34P3G14C	\$585	DS-3RST	1.25	13.1	30	82.5	1.2	
1	3600	208-230/460	56C	U1P1DC	\$503	DS-3RST	1.25	13.1	30	81.5	2.9-2.7/1.4	03
	3600	575	56C	U1P1GC	\$503	DS-3RST	1.25	13.1	50	81.5	1.1	
	1800	208-230/460	56C	U1P2DFC	\$440	DS-3RST	1.25	13.1	30	85.5	3.1-3/1.5	03
	1800	208-230/460	143TC	U1P2DC	\$503	DS-3RST	1.25	13.1	30	85.5	3.1-3/1.5	03
	1800	575	56C	U1P2GFC	\$440	DS-3RST	1.25	13.1	30	85.5	1.1	03
	1800	575	143TC	U1P2GC	\$503	DS-3RST	1.25	13.1	30	85.5	1.1	
	1200	208-230/460	56C	U1P3DFC	\$655	DS-3RST	1.25	13.1	30	82.5	3.6-3.5/1.8	03
	1200	208-230/460	145TC	U1P3DC	\$655	DS-3RST	1.25	13.1	35	82.5	3.6-3.5/1.8	03
	1200	575	56C	U1P3GFC	\$655	DS-3RST	1.25	13.1	30	82.5	1.4	
	1200	575	145TC	U1P3GC	\$655	DS-3RST	1.25	13.1	35	82.5	1.4	

Note 03 60/50 Hz rated with no derate on HP; 230/460 volt 60 Hz ratings operate on 190/380 volt 50 Hz, 460V 60 Hz ratings operate on 380V 50 Hz; Full 60 & 50 Hz data on Nameplate

Note 103 Does not accept brake kit

## General Purpose Three Phase, Totally Enclosed Fan Cooled (TEFC) STEEL EDGE™ C-Face Footed



(continued)

HP	RPM	Voltage	Frame	Catalog Number	List	Discount Symbol	SF	"C" Dim. (inches)	Ship Wt. (lbs)	Full Load Eff.	Full Load Amps	Notes
1 1/2	3600	200	143TC	U32P1HC	\$567	DS-3RST	1.25	13.1	30	84.0	4.4	
	3600	208-230/460	56C	U32P1DFC	\$500	DS-3RST	1.25	13.1	30	84.0	4.2-3.9/1.9	03
	3600	208-230/460	143TC	U32P1DC	\$567	DS-3RST	1.25	13.1	30	84.0	4.2-3.9/1.9	03
	3600	575	56C	U32P1GFC	\$567	DS-3RST	1.25	13.1	30	84.0	1.6	
	3600	575	143TC	U32P1GC	\$567	DS-3RST	1.25	13.1	30	84.0	1.6	
	1800	200	145TC	U32P2HC	\$549	DS-3RST	1.25	13.1	35	86.5	4.7	
	1800	208-230/460	56C	U32P2DFC	\$442	DS-3RST	1.25	13.1	30	86.5	4.5-4.3/2.1	03
	1800	208-230/460	145TC	U32P2DC	\$549	DS-3RST	1.15	13.1	35	86.5	4.5-4.3/2.1	03
	1800	575	56C	U32P2GFC	\$442	DS-3RST	1.25	13.1	30	86.5	1.7	03
1800	575	145TC	U32P2GC	\$549	DS-3RST	1.25	13.1	35	86.5	1.7		
2	3600	208-230/460	56C	U2P1DFC	\$491	DS-3RST	1.25	13.1	30	86.5	5.4-4.9/2.5	03
	3600	208-230/460	145TC	U2P1DC	\$604	DS-3RST	1.25	13.1	35	86.5	5.4-4.9/2.5	03
	3600	575	56C	U2P1GFC	\$496	DS-3RST	1.25	13.1	30	86.5	2	
	3600	575	145TC	U2P1GC	\$604	DS-3RST	1.25	13.1	35	86.5	2	
	1800	208-230/460	56C	U2P2DFC	\$484	DS-3RST	1.25	13.1	30	86.5	5.9-5.7/2.8	03
	1800	208-230/460	145TC	U2P2DC	\$593	DS-3RST	1.15	13.1	35	86.5	5.9-5.7/2.9	03
	1800	575	56C	U2P2GFC	\$484	DS-3RST	1.25	13.9	50	85.5	2.5	04,16
	1800	575	145TC	U2P2GC	\$593	DS-3RST	1.25	13.1	35	86.5	2.3	
3	3600	208-230/460	56C	U3P1DFC	\$568	DS-3RST	1.25	13.1	30	86.5	8.1-7.2/3.6	03
	3600	208-230/460	145TC	U3P1AFC	\$600	DS-3RST	1.25	13.1	35	86.5	8.1-7.2/3.6	03,14
	3600	575	56C	U3P1GFC	\$568	DS-3RST	1.25	13.1	30	86.5	2.8	
	3600	575	145TC	U3P1G14C	\$600	DS-3RST	1.25	13.1	35	86.5	2.8	
	1800	208-230/460	182TC	S3P2AC	\$637	DS-3RST	1.15	15.9	85	89.5	8.4-7.8/3.9	04,16
	1800	575	182TC	S3P2GC	\$637	DS-3RST	1.15	15.9	60	89.5	3.2	04
5	3600	208-230/460	184TC	S5P1AC	\$752	DS-3RST	1.15	15.9	65	88.5	13.6-12.1/6.1	04,16
	3600	575	184TC	S5P1GC	\$752	DS-3RST	1.15	15.9	70	88.5	4.9	04
	1800	208-230/460	184TC	S5P2AC	\$752	DS-3RST	1.15	15.9	110	89.5	13.5-12.5/6.2	04,16
	1800	575	184TC	S5P2GC	\$752	DS-3RST	1.15	15.9	70	89.5	4.9	04
7 1/2	3600	208-230/460	213TC	S7P1AC	\$996	DS-3RST	1.15	19.4	116	89.5	19.9-17.9/9	04,16
	3600	575	213TC	S7P1GC	\$996	DS-3RST	1.15	19.4	105	89.5	7.2	04,16
	1800	208-230/460	213TC	S7P2AC	\$956	DS-3RST	1.15	19.4	90	91.7	20-18.1/9.1	04,16
	1800	575	213TC	S7P2GC	\$956	DS-3RST	1.15	19.4	105	91.7	7.2	04,16
10	3600	208-230/460	215TC	S10P1AC	\$1,142	DS-3RST	1.15	19.4	131	90.2	26.5-23.5/11.7	04,16
	3600	575	215TC	S10P1GC	\$1,142	DS-3RST	1.15	19.4	120	90.2	9.4	04,16
	1800	208-230/460	215TC	S10P2AC	\$1,176	DS-3RST	1.15	19.4	120	91.7	26.6-24/12	04,16
	1800	575	215TC	S10P2GC	\$1,176	DS-3RST	1.15	19.4	120	91.7	9.5	04,16

Note 03 60/50 Hz rated with no derate on HP; 230/460 volt 60 Hz ratings operate on 190/380 volt 50 Hz, 460V 60 Hz ratings operate on 380V 50 Hz;  
Full 60 & 50 Hz data on Nameplate

Note 04 On 60 Hertz Sine Wave power

Note 14 NEMA Design A

Note 16 Motors marked 208-230/460 volts may not meet all NEMA (MG-1) performance standards when operated at 208 volts

# General Purpose Three Phase, Totally Enclosed Fan Cooled (TEFC) C-Face Footless

## APPLICATIONS:

For general industrial equipment including fans, blowers, compressors, pumps and direct connected equipment.

## FEATURES:

### UNIMOUNT® NEMA®† Premium Efficient (Discount Symbol DS-3AL)

- Class F Insulation, Class B Rise At Full Load On 60 Hertz Sine Wave Power
- "CE" Mark On Nameplate
- Shaft Slinger On Pulley End
- Full 50 & 60 Hertz Operating Data On Nameplate (03)
- Full HP @ 50 Hertz
- 40°C Ambient, NEMA®† Design B Performance On 60 Hertz Sine Wave Power
- Sealed Bearings (140 Frame); Double Shielded Bearings (180 Frame and Up)
- Dual Voltage Ratings Suitable For Part Winding Start (PWS) On Low Voltage
- Suitable For Wye-Delta Start 250 Frame & Larger
- Conversion Kits: C&D Flanges, Drip Cover and Brakes

### Steel Edge™ (Discount Symbol DS-3RST)

- Rolled Steel Frame
- Class F Insulation, Class B Rise At Full Load On 60 Hertz Sine Wave Power
- "CE" Mark On Nameplate (140 Frames and Ratings with Note 03)
- Shaft Slinger On Pulley End
- 40°C Ambient, NEMA®† Design B Performance On 60 Hertz Sine Wave Power
- Sealed Bearings (140 Frame); Double Shielded Bearings (180 Frame and Up)
- Dual Voltage Ratings Suitable For Part Winding Start (PWS) On Low Voltage
- Conversion Kits: C&D Flanges, Drip Cover and Brakes (140 Frame and Up)

HP	RPM	Voltage	Frame	Catalog Number	List	Discount Symbol	SF	"C" Dim. (inches)	Ship Wt. (lbs)	NEMA Nom. Eff.	Full Load Amps	Notes
1/4	1800	208-230/460	56C	U14S2DCR	\$231	DS-3RST	1.25	10.8	23	70.0	1-1/0.5	16
	1200	208-230/460	56C	T14S3DCR	\$308	DS-3RST	1.15	11.3	27	75.5	1.4-1.4/0.7	103
1/3	3600	208-230/460	56C	T13S1ACR	\$279	DS-3RST	1.15	10.8	32	-	1.7-1.8/0.9	103
	1800	208-230/460	42CZ	T13S2D42ZCR	\$266	DS-3RST	1.00	10.4	9	-	1.5-1.5/0.75	
	1800	208-230/460	56C	U13S2ACR	\$266	DS-3RST	1.25	10.8	25	75.5	1.2-1.2/0.6	16
	1800	575	56C	T13S2GCR	\$266	DS-3RST	1.15	11.4	26	-	0.59	103
	1200	208-230/460	56C	T13S3DCR	\$346	DS-3RST	1.15	11.3	32	77.0	1.6-1.6/0.80	103
1/2	3600	208-230/460	56C	T12S1ACR	\$291	DS-3RST	1.15	10.9	32	64.0	2.18-2.18/1.09	103
	1800	208-230/460	56C	U12P2DCR	\$378	DS-3RST	1.25	12.1	30	82.5	1.8-1.8/0.9	03
	1800	208-230/460	56C	U12S2ACR	\$291	DS-3RST	1.25	10.8	25	75.5	1.8-1.7/0.9	16
	1800	575	56C	U12P2GCR	\$378	DS-3RST	1.25	10.8	30	78.5	0.8	
	1200	208-230/460	56C	U12S3ACR	\$378	DS-3RST	1.25	10.8	25	72.0	2.1-2.1/1	16
3/4	3600	208-230/460	56C	U34S1ACR	\$304	DS-3RST	1.25	10.8	27	75.5	2.4-2.2/1.1	16
	1800	208-230/460	56C	U34P2DCR	\$408	DS-3RST	1.25	12.1	30	84.0	2.3-2.3/1.1	03
	1800	208-230/460	56C	U34S2ACR	\$314	DS-3RST	1.25	10.8	28	78.5	2.6-2.7/1.3	16
	1800	575	56C	U34P2GCR	\$408	DS-3RST	1.25	10.8	30	81.5	1	
	1200	208-230/460	56C	U34S3ACR	\$449	DS-3RST	1.15	12.8	32	-	3.1-3.2/1.6	103
	1200	575	56C	U34P3GCR	\$566	DS-3RST	1.25	13.1	30	82.5	1.2	
1	3600	208-230/460	56C	U1P1DCR	\$488	DS-3RST	1.25	13.1	30	81.5	2.9-2.7/1.4	03
	3600	575	56C	U1P1GCR	\$488	DS-3RST	1.25	10.8	30	80.0	1.1	
	1800	208-230/460	56C	U1P2DFCR	\$425	DS-3RST	1.25	13.1	30	85.5	3.1-3/1.5	03
	1800	208-230/460	143TC	U1P2DCR	\$488	DS-3RST	1.15	12.1	30	85.5	3.1-3/1.5	03
	1800	575	56C	U1P2GFCR	\$425	DS-3RST	1.25	13.1	30	85.5	1.1	
	1800	575	143TC	U1P2GCR	\$488	DS-3RST	1.25	13.1	30	85.5	1.1	
	1200	575	56C	U1P3GFCR	\$655	DS-3RST	1.25	13.4	35	82.5	1.4	
1 1/2	3600	208-230/460	56C	T32P1ACR	\$485	DS-3RST	1.15	12.3	32	84.0	4.9-5.0/2.5	
	3600	208-230/460	56C	T32S1ACR	\$385	DS-3RST	1.15	11.9	27	80.0	4.7-4.5/2.2	103,LA
	3600	208-230/460	143TC	U32P1A14CR	\$552	DS-3RST	1.15	11.9	32	84.0	4.9-5.0/2.5	103
	3600	575	56C	U32P1GFCR	\$647	DS-3RST	1.25	13.1	30	84.0	1.6	
	3600	575	143TC	U32P1GCR	\$647	DS-3RST	1.25	13.1	30	84.0	1.6	

Note 03 60/50 Hz rated with no derate on HP; 230/460 volt 60 Hz ratings operate on 190/380 volt 50 Hz, 460V 60 Hz ratings operate on 380V 50 Hz; Full 60 & 50 Hz data on Nameplate

Note 16 Motors marked 208-230/460 volts may not meet all NEMA (MG-1) performance standards when operated at 208 volts

Note 103 Does not accept brake kit

Note LA Limited Availability

## General Purpose Three Phase, Totally Enclosed Fan Cooled (TEFC) C-Face Footless

(continued)

HP	RPM	Voltage	Frame	Catalog Number	List	Discount Symbol	SF	"C" Dim. (inches)	Ship Wt. (lbs)	NEMA Nom. Eff.	Full Load Amps	Notes	
1 1/2	1800	208-230/460	56C	U32P2DFCR	\$426	DS-3RST	1.25	13.1	30	86.5	4.5-4.3/2.1	03	
	1800	208-230/460	145TC	U32P2DCR	\$534	DS-3RST	1.25	13.1	35	86.5	4.5-4.3/2.1	03	
	1800	575	56C	U32P2GFCR	\$426	DS-3RST	1.25	13.1	30	86.5	1.7		
	1800	575	145TC	U32P2GCR	\$534	DS-3RST	1.25	13.1	35	86.5	1.7		
	1200	208-230/460	182TC	U32P3DCR	\$815	DS-3AL	1.25	16.2	60	87.5	4.8-4.7/2.3	03	
2	3600	208-230/460	56C	T2P1ACR	\$529	DS-3RST	1.15	13.6	35	85.5	6.0-5.6/2.8	04,16	
	3600	575	56C	U2P1GFCR	\$479	DS-3RST	1.25	13.1	30	86.5	2		
	1800	208-230/460	56C	U2P2DFCR	\$467	DS-3RST	1.25	13.1	30	86.5	5.9-5.7/2.8	03	
	1800	208-230/460	145TC	U2P2DCR	\$578	DS-3RST	1.25	13.1	35	86.5	5.9-5.7/2.8	03	
	1800	575	145TC	U2P2GCR	\$578	DS-3RST	1.25	13.1	35	86.5	2.3		
	1200	208-230/460	184TC	U2P3DCR	\$900	DS-3AL	1.15	16.9	70	88.5	6.4-6.2/3.1	03	
3	3600	208-230/460	56C	T3P1ACR	\$583	DS-3RST	1.15	14.1	40	86.5	7.9-6.7/3.4		
	3600	208-230/460	145TC	U3P1A14CR	\$575	DS-3RST	1.25	13.9	34	86.5	7.4-7.5/3.7	04,16	
	3600	208-230/460	182TC	U3P1DCR	\$830	DS-3AL	1.25	16.2	60	87.5	8.4-7.8/3.9	03	
	3600	208-230/460	182TCH	U3P1DKR	\$830	DS-3AL	1.25	16.2	60	87.5	8.4-7.8/3.9	03	
	3600	575	56C	U3P1GFCR	\$551	DS-3RST	1.25	13.1	30	86.5	2.8		
	3600	575	145TC	U3P1GCR	\$568	DS-3RST	1.25	13.1	35	86.5	2.8		
	1800	208-230/460	182TC	S3P2ACR	\$607	DS-3RST	1.15	15.9	60	89.5	8.4-7.8/3.9	04,16	
	1800	208-230/460	182TC	U3P2DCR	\$742	DS-3AL	1.25	16.1	60	89.5	8.4-7.8/3.9	03	
	1800	208-230/460	182TCH	U3P2DKR	\$742	DS-3AL	1.25	16.2	60	89.5	8.4-7.8/3.9	03	
	1800	575	182TC	S3P2GCR	\$607	DS-3RST	1.15	15.9	60	89.5	3.2	04	
	1800	575	182TC	U3P2GCR	\$742	DS-3AL	1.25	16.2	60	89.5	3.2		
	1200	208-230/460	213TC	U3P3DCR	\$1,105	DS-3AL	1.15	18.6	105	89.5	9.3-8.6/4.3	03	
	5	3600	208-230/460	184TC	S5P1ACR	\$722	DS-3RST	1.15	15.9	70	88.5	13.6-12.1/6.1	04,16
3600		208-230/460	184TC	U5P1DCR	\$1,026	DS-3AL	1.15	16.9	70	88.5	13.4-12.2/6.1	03	
3600		208-230/460	184TCH	U5P1DKR	\$1,026	DS-3AL	1.15	16.9	70	88.5	13.4-12.2/6.1	03	
3600		575	184TC	S5P1GCR	\$722	DS-3RST	1.15	15.9	70	88.5	4.9	04	
1800		208-230/460	184TC	S5P2ACR	\$722	DS-3RST	1.15	15.9	70	89.5	13.5-12.5/6.2	04,16	
1800		208-230/460	184TC	U5P2DCR	\$852	DS-3AL	1.25	16.9	80	90.2	13.6-12.3/6.2	03	
1800		208-230/460	184TCH	U5P2DKR	\$852	DS-3AL	1.25	16.9	70	90.2	13.6-12.3/6.2	03	
1800		575	184TC	S5P2GCR	\$722	DS-3RST	1.15	15.9	70	89.5	4.9	04	
1800		575	184TC	U5P2GCR	\$852	DS-3AL	1.25	16.9	70	89.5	5		
1200		208-230/460	215TC	U5P3DCR	\$1,552	DS-3AL	1.25	20.1	120	90.2	15-14/7	03	
7 1/2		3600	208-230/460	213TC	S7P1ACR	\$951	DS-3RST	1.15	19.4	105	89.5	19.9-17.9/9	04,16
		3600	208-230/460	213TC	U7P1DCR	\$1,261	DS-3AL	1.25	18.6	105	91.0	19.9-17.8/8.9	03
	3600	575	213TC	S7P1GCR	\$951	DS-3RST	1.15	19.4	105	89.5	7.2	04	
	1800	208-230/460	213TC	S7P2ACR	\$911	DS-3RST	1.15	19.4	105	91.7	20-18.1/9.1	04,16	
	1800	208-230/460	213TC	U7P2DCR	\$1,147	DS-3AL	1.25	18.6	110	91.7	20-18.2/9.1	03	
	1800	575	213TC	S7P2GCR	\$911	DS-3RST	1.15	19.4	105	91.7	7.2	04	
	1800	575	213TC	U7P2GCR	\$1,147	DS-3AL	1.25	18.6	105	91.7	7.2		
	1200	208-230/460	254TC	U7P3DCR	\$2,087	DS-3AL	1.25	23.9	180	91.0	20.6-19/9.5	03	

Note 03 60/50 Hz rated with no derate on HP; 230/460 volt 60 Hz ratings operate on 190/380 volt 50 Hz, 460V 60 Hz ratings operate on 380V 50 Hz; Full 60 & 50 Hz data on Nameplate

Note 04 On 60 Hertz Sine Wave power

Note 16 Motors marked 208-230/460 volts may not meet all NEMA (MG-1) performance standards when operated at 208 volts

# General Purpose Three Phase, Totally Enclosed Fan Cooled (TEFC) C-Face Footless

(continued)

HP	RPM	Voltage	Frame	Catalog Number	List	Discount Symbol	SF	"C" Dim. (inches)	Ship Wt. (lbs)	NEMA Nom. Eff.	Full Load Amps	Notes
10	3600	208-230/460	215TC	S10P1ACR	\$1,097	DS-3RST	1.15	19.4	120	90.2	26.5-23.5/11.7	04,16
	3600	208-230/460	215TC	U10P1DCR	\$1,466	DS-3AL	1.25	20.1	120	91.0	26.4-23.5/11.8	03
	3600	575	215TC	S10P1GCR	\$1,097	DS-3RST	1.15	19.4	120	90.2	9.4	04
	1800	208-230/460	215TC	S10P2ACR	\$1,131	DS-3RST	1.15	19.4	120	91.7	26.6-24/12	04,16
	1800	208-230/460	215TC	U10P2DCR	\$1,371	DS-3AL	1.25	20.1	133	91.7	26.5-23.9/12	03
	1800	575	215TC	S10P2GCR	\$1,131	DS-3RST	1.15	19.4	120	91.7	9.5	04
	1800	575	215TC	U10P2GCR	\$1,371	DS-3AL	1.25	20.1	120	91.7	9.6	
	1200	208-230/460	256TC	U10P3DCR	\$2,498	DS-3AL	1.25	25.7	230	91.7	27.1-24.6/12.3	03
15	3600	208-230/460	215TC	U15P1DFCR	\$1,767	DS-3AL	1.25	20.1	120	91.0	40-35/17.4	03
	3600	208-230/460	254TC	U15P1DCR	\$2,114	DS-3AL	1.25	23.9	180	91.0	39-35/17.5	03
	1800	208-230/460	254TC	U15P2DCR	\$1,913	DS-3AL	1.15	23.9	180	92.4	40-37/18.4	03
	1800	575	254TC	U15P2GCR	\$1,913	DS-3AL	1.25	23.9	180	92.4	14.6	
20	3600	208-230/460	256TC	U20P1DCR	\$2,590	DS-3AL	1.25	25.6	230	91.0	53-46/23.1	03
	1800	208-230/460	256TC	U20P2DCR	\$2,331	DS-3AL	1.25	25.6	230	93.0	53-47/23.5	03
25	3600	208-230/460	284TC	U25P1DCR	\$3,208	DS-3AL	1.25	28.3	280	91.7	65-57/28.4	03
	1800	208-230/460	284TC	U25P2DCR	\$2,830	DS-3AL	1.25	28.3	280	93.6	65-59/29.3	03
30	1800	208-230/460	286TC	U30P2DCR	\$3,273	DS-3AL	1.25	28.3	300	93.6	78-70/35	03


Note 03 60/50 Hz rated with no derate on HP; 230/460 volt 60 Hz ratings operate on 190/380 volt 50 Hz, 460V 60 Hz ratings operate on 380V 50 Hz; Full 60 & 50 Hz data on Nameplate

Note 04 On 60 Hertz Sine Wave power

Note 16 Motors marked 208-230/460 volts may not meet all NEMA (MG-1) performance standards when operated at 208 volts



# General Purpose Three Phase, Totally Enclosed Fan Cooled (TEFC) UNIMOUNT® NEMA®† Premium Efficient, C-Face Footless

**NEMA**  
Premium

**UTF,  
FUT†**

## APPLICATIONS:

For general industrial equipment including fans, blowers, compressors, pumps and direct connected equipment.


## FEATURES:

- Class F Insulation, Class B Rise At Full Load On 60 Hertz Sine Wave Power
- "CE" Mark On Nameplate
- Shaft Slinger On Pulley End
- Full 50 & 60 Hertz Operating Data On Nameplate (03)
- Full HP @ 50 Hertz
- 40°C Ambient, NEMA®† Design B Performance On 60 Hertz Sine Wave Power
- Sealed Bearings (140 Frame); Double Shielded Bearings (180 Frame and Up)
- Dual Voltage Ratings Suitable For Part Winding Start (PWS) On Low Voltage
- Suitable For Wye-Delta Start 250 Frame & Larger
- Conversion Kits: C&D Flanges, Drip Cover and Brakes

HP	RPM	Voltage	Frame	Catalog Number	List	Discount Symbol	SF	"C" Dim. (inches)	Ship Wt. (lbs)	Full Load Eff.	Full Load Amps	Notes
1 1/2	1200	208-230/460	182TC	U32P3DCR	\$815	DS-3AL	1.25	16.2	60	87.5	4.8-4.7/2.3	03
2	1200	208-230/460	184TC	U2P3DCR	\$900	DS-3AL	1.15	16.9	70	88.5	6.4-6.2/3.1	03
3	3600	208-230/460	182TC	U3P1DCR	\$830	DS-3AL	1.25	16.2	60	87.5	8.4-7.8/3.9	03
	3600	208-230/460	182TCH	U3P1DKR	\$830	DS-3AL	1.25	16.2	60	87.5	8.4-7.8/3.9	03
	1800	208-230/460	182TC	U3P2DCR	\$742	DS-3AL	1.25	16.1	60	89.5	8.4-7.8/3.9	03
	1800	208-230/460	182TCH	U3P2DKR	\$742	DS-3AL	1.25	16.2	60	89.5	8.4-7.8/3.9	03
	1800	575	182TC	U3P2GCR	\$742	DS-3AL	1.25	16.2	60	89.5	3.2	
5	1200	208-230/460	213TC	U3P3DCR	\$1,105	DS-3AL	1.15	18.6	105	89.5	9.3-8.6/4.3	03
	3600	208-230/460	184TC	U5P1DCR	\$1,026	DS-3AL	1.15	16.9	70	88.5	13.4-12.2/6.1	03
	3600	208-230/460	184TCH	U5P1DKR	\$1,026	DS-3AL	1.15	16.9	70	88.5	13.4-12.2/6.1	03
	1800	208-230/460	184TC	U5P2DCR	\$852	DS-3AL	1.25	16.9	80	90.2	13.6-12.3/6.2	03
	1800	208-230/460	184TCH	U5P2DKR	\$852	DS-3AL	1.25	16.9	70	90.2	13.6-12.3/6.2	03
7 1/2	1800	575	184TC	U5P2GCR	\$852	DS-3AL	1.25	16.9	70	89.5	5	
	1200	208-230/460	215TC	U5P3DCR	\$1,552	DS-3AL	1.25	20.1	120	90.2	15-14/7	03
	3600	208-230/460	213TC	U7P1DCR	\$1,261	DS-3AL	1.25	18.6	105	91.0	19.9-17.8/8.9	03
	1800	208-230/460	213TC	U7P2DCR	\$1,147	DS-3AL	1.25	18.6	110	91.7	20-18.2/9.1	03
10	1800	575	213TC	U7P2GCR	\$1,147	DS-3AL	1.25	18.6	105	91.7	7.2	
	1200	208-230/460	254TC	U7P3DCR	\$2,087	DS-3AL	1.25	23.9	180	91.0	20.6-19/9.5	03
	3600	208-230/460	215TC	U10P1DCR	\$1,466	DS-3AL	1.25	20.1	120	91.0	26.4-23.5/11.8	03
15	1800	208-230/460	215TC	U10P2DCR	\$1,371	DS-3AL	1.25	20.1	133	91.7	26.5-23.9/12	03
	1800	575	215TC	U10P2GCR	\$1,371	DS-3AL	1.25	20.1	120	91.7	9.6	
	1200	208-230/460	256TC	U10P3DCR	\$2,498	DS-3AL	1.25	25.7	230	91.7	27.1-24.6/12.3	03
20	3600	208-230/460	215TC	U15P1DFCR	\$1,767	DS-3AL	1.25	20.1	120	91.0	40-35/17.4	03
	3600	208-230/460	254TC	U15P1DCR	\$2,114	DS-3AL	1.25	23.9	180	91.0	39-35/17.5	03
	1800	208-230/460	254TC	U15P2DCR	\$1,913	DS-3AL	1.15	23.9	180	92.4	40-37/18.4	03
	1800	575	254TC	U15P2GCR	\$1,913	DS-3AL	1.25	23.9	180	92.4	14.6	
25	3600	208-230/460	256TC	U20P1DCR	\$2,590	DS-3AL	1.25	25.6	230	91.0	53-46/23.1	03
	1800	208-230/460	256TC	U20P2DCR	\$2,331	DS-3AL	1.25	25.6	230	93.0	53-47/23.5	03
30	3600	208-230/460	284TC	U25P1DCR	\$3,208	DS-3AL	1.25	28.3	280	91.7	65-57/28.4	03
	1800	208-230/460	284TC	U25P2DCR	\$2,830	DS-3AL	1.25	28.3	280	93.6	65-59/29.3	03
30	1800	208-230/460	286TC	U30P2DCR	\$3,273	DS-3AL	1.25	28.3	300	93.6	78-70/35	03

Note 03 60/50 Hz rated with no derate on HP; 230/460 volt 60 Hz ratings operate on 190/380 volt 50 Hz, 460V 60 Hz ratings operate on 380V 50 Hz; Full 60 & 50 Hz data on Nameplate

# General Purpose Three Phase, Totally Enclosed Fan Cooled (TEFC) STEEL EDGE™ C-Face Footless



## APPLICATIONS:

For general industrial equipment including fans, blowers, compressors, pumps and direct connected equipment.

## FEATURES:

- Rolled Steel Frame
- Class F Insulation, Class B Rise At Full Load On 60 Hertz Sine Wave Power
- "CE" Mark On Nameplate (140 Frames and Ratings with Note 03)
- Shaft Slinger On Pulley End
- Full 50 & 60 Hertz Operating Data on Nameplate (03)
- Full HP @ 50 Hertz
- 40°C Ambient, NEMA® Design B Performance On 60 Hertz Sine Wave Power
- Sealed Bearings (140 Frame); Double Shielded Bearings (180 Frame and Up)
- Dual Voltage Ratings Suitable For Part Winding Start (PWS) On Low Voltage
- Suitable for Wye-Delta Start 250 Frame & Larger
- Conversion Kits: C&D Flanges, Drip Cover and Brakes (140 Frame and Up)


HP	RPM	Voltage	Frame	Catalog Number	List	Discount Symbol	SF	"C" Dim. (inches)	Ship Wt. (lbs)	NEMA Nom. Eff.	Full Load Amps	Notes
1/4	1800	208-230/460	56C	U14S2DCR	\$231	DS-3RST	1.25	10.8	23	70.0	1-1/0.5	16
	1200	208-230/460	56C	T14S3DCR	\$308	DS-3RST	1.15	11.3	27	75.5	1.4-1.4/0.7	103
1/3	3600	208-230/460	56C	T13S1ACR	\$279	DS-3RST	1.15	10.8	32	-	1.7-1.8/0.9	103
	1800	208-230/460	42CZ	T13S2D42ZCR	\$266	DS-3RST	1.00	10.4	9	-	1.5-1.5/0.75	
	1800	208-230/460	56C	U13S2ACR	\$266	DS-3RST	1.25	10.8	25	75.5	1.2-1.2/0.6	16
	1800	575	56C	T13S2GCR	\$266	DS-3RST	1.15	11.4	26	-	0.59	103
	1200	208-230/460	56C	T13S3DCR	\$346	DS-3RST	1.15	11.3	32	77.0	1.6-1.6/0.80	103
1/2	3600	208-230/460	56C	T12S1ACR	\$291	DS-3RST	1.15	10.9	32	64.0	2.18-2.18/1.09	103
	1800	208-230/460	56C	U12P2DCR	\$378	DS-3RST	1.25	12.1	30	82.5	1.8-1.8/0.9	03
	1800	208-230/460	56C	U12S2ACR	\$291	DS-3RST	1.25	10.8	25	75.5	1.8-1.7/0.9	16
	1800	575	56C	U12P2GCR	\$378	DS-3RST	1.25	10.8	30	78.5	0.8	
	1200	208-230/460	56C	U12S3ACR	\$378	DS-3RST	1.25	10.8	25	72.0	2.1-2.1/1	16
3/4	3600	208-230/460	56C	U34S1ACR	\$304	DS-3RST	1.25	10.8	27	75.5	2.4-2.2/1.1	16
	1800	208-230/460	56C	U34P2DCR	\$408	DS-3RST	1.25	12.1	30	84.0	2.3-2.3/1.1	03
	1800	208-230/460	56C	U34S2ACR	\$314	DS-3RST	1.25	10.8	28	78.5	2.6-2.7/1.3	16
	1800	575	56C	U34P2GCR	\$408	DS-3RST	1.25	10.8	30	81.5	1	
	1200	208-230/460	56C	U34S3ACR	\$449	DS-3RST	1.15	12.8	32	-	3.1-3.2/1.6	103
	1200	575	56C	U34P3GCR	\$566	DS-3RST	1.25	13.1	30	82.5	1.2	
1	3600	208-230/460	56C	U1P1DCR	\$488	DS-3RST	1.25	13.1	30	81.5	2.9-2.7/1.4	03
	3600	575	56C	U1P1GCR	\$488	DS-3RST	1.25	10.8	30	80.0	1.1	
	1800	208-230/460	56C	U1P2DFCR	\$425	DS-3RST	1.25	13.1	30	85.5	3.1-3/1.5	03
	1800	208-230/460	143TC	U1P2DCR	\$488	DS-3RST	1.15	12.1	30	85.5	3.1-3/1.5	03
	1800	575	56C	U1P2GFCR	\$425	DS-3RST	1.25	13.1	30	85.5	1.1	
	1800	575	143TC	U1P2GCR	\$488	DS-3RST	1.25	13.1	30	85.5	1.1	
	1200	575	56C	U1P3GFCR	\$655	DS-3RST	1.25	13.4	35	82.5	1.4	
1 1/2	3600	208-230/460	56C	T32P1ACR	\$485	DS-3RST	1.15	12.3	32	84.0	4.9-5.0/2.5	
	3600	208-230/460	56C	T32S1ACR	\$385	DS-3RST	1.15	11.9	27	80.0	4.7-4.5/2.2	103, LA
	3600	208-230/460	143TC	U32P1A14CR	\$552	DS-3RST	1.15	11.9	32	84.0	4.9-5.0/2.5	103
	3600	575	56C	U32P1GFCR	\$647	DS-3RST	1.25	13.1	30	84.0	1.6	
	3600	575	143TC	U32P1GCR	\$647	DS-3RST	1.25	13.1	30	84.0	1.6	
	1800	208-230/460	56C	U32P2DFCR	\$426	DS-3RST	1.25	13.1	30	86.5	4.5-4.3/2.1	03
	1800	208-230/460	145TC	U32P2DCR	\$534	DS-3RST	1.25	13.1	35	86.5	4.5-4.3/2.1	03
	1800	575	56C	U32P2GFCR	\$426	DS-3RST	1.25	13.1	30	86.5	1.7	
	1800	575	145TC	U32P2GCR	\$534	DS-3RST	1.25	13.1	35	86.5	1.7	

Note 03 60/50 Hz rated with no derate on HP; 230/460 volt 60 Hz ratings operate on 190/380 volt 50 Hz, 460V 60 Hz ratings operate on 380V 50 Hz; Full 60 & 50 Hz data on Nameplate

Note 16 Motors marked 208-230/460 volts may not meet all NEMA® (MG-1) performance standards when operated at 208 volts

Note 103 Does not accept brake kit  
Note LA Limited Availability

## General Purpose Three Phase, Totally Enclosed Fan Cooled (TEFC) STEEL EDGE™ C-Face Footless



(continued)

HP	RPM	Voltage	Frame	Catalog Number	List	Discount Symbol	SF	"C" Dim. (inches)	Ship Wt. (lbs)	NEMA Nom. Eff.	Full Load Amps	Notes
2	3600	208-230/460	56C	T2P1ACR	\$529	DS-3RST	1.15	13.6	35	85.5	6.0-5.6/2.8	04,16
	3600	575	56C	U2P1GFCR	\$479	DS-3RST	1.25	13.1	30	86.5	2	
	1800	208-230/460	56C	U2P2DFCR	\$467	DS-3RST	1.25	13.1	30	86.5	5.9-5.7/2.8	03
	1800	208-230/460	145TC	U2P2DCR	\$578	DS-3RST	1.25	13.1	35	86.5	5.9-5.7/2.8	03
	1800	575	145TC	U2P2GCR	\$578	DS-3RST	1.25	13.1	35	86.5	2.3	
3	3600	208-230/460	56C	T3P1ACR	\$583	DS-3RST	1.15	14.1	40	86.5	7.9-6.7/3.4	
	3600	208-230/460	145TC	U3P1A14CR	\$575	DS-3RST	1.25	13.9	34	86.5	7.4-7.5/3.7	04,16
	3600	575	56C	U3P1GFCR	\$551	DS-3RST	1.25	13.1	30	86.5	2.8	
	3600	575	145TC	U3P1GCR	\$568	DS-3RST	1.25	13.1	35	86.5	2.8	
	1800	208-230/460	182TC	S3P2ACR	\$607	DS-3RST	1.15	15.9	60	89.5	8.4-7.8/3.9	04,16
	1800	575	182TC	S3P2GCR	\$607	DS-3RST	1.15	15.9	60	89.5	3.2	04,26
5	3600	208-230/460	184TC	S5P1ACR	\$722	DS-3RST	1.15	15.9	70	88.5	13.6-12.1/6.1	04,16
	3600	575	184TC	S5P1GCR	\$722	DS-3RST	1.15	15.9	70	88.5	4.9	04
	1800	208-230/460	184TC	S5P2ACR	\$722	DS-3RST	1.15	15.9	70	89.5	13.5-12.5/6.2	04,16
	1800	575	184TC	S5P2GCR	\$722	DS-3RST	1.15	15.9	70	89.5	4.9	04
7 1/2	3600	208-230/460	213TC	S7P1ACR	\$951	DS-3RST	1.15	19.4	105	89.5	19.9-17.9/9	04,16
	3600	575	213TC	S7P1GCR	\$951	DS-3RST	1.15	19.4	105	89.5	7.2	04
	1800	208-230/460	213TC	S7P2ACR	\$911	DS-3RST	1.15	19.4	105	91.7	20-18.1/9.1	04,16
	1800	575	213TC	S7P2GCR	\$911	DS-3RST	1.15	19.4	105	91.7	7.2	04
10	3600	208-230/460	215TC	S10P1ACR	\$1,097	DS-3RST	1.15	19.4	120	90.2	26.5-23.5/11.7	04,16
	3600	575	215TC	S10P1GCR	\$1,097	DS-3RST	1.15	19.4	120	90.2	9.4	04
	1800	208-230/460	215TC	S10P2ACR	\$1,131	DS-3RST	1.15	19.4	120	91.7	26.6-24/12	04,16
	1800	575	215TC	S10P2GCR	\$1,131	DS-3RST	1.15	19.4	120	91.7	9.5	04

Note 03 60/50 Hz rated with no derate on HP; 230/460 volt 60 Hz ratings operate on 190/380 volt 50 Hz, 460V 60 Hz ratings operate on 380V 50 Hz; Full 60 & 50 Hz data on Nameplate

Note 04 On 60 Hertz Sine Wave power

Note 16 Motors marked 208-230/460 volts may not meet all NEMA® (MG-1) performance standards when operated at 208 volts

# General Purpose Three Phase, Totally Enclosed Fan Cooled (TEFC) World Motor HOSTILE DUTY® NEMA® Premium Efficient

## APPLICATIONS:

For pulp & paper plants, saw mills, mines, foundries, chemical plants, waste management facilities, and other process-related industries requiring protection within harsh operating conditions.

## FEATURES:

- Class F Insulation, Class B Rise At Full Load On 60 Hertz Sine Wave Power
- Corrosion Resistant Mill & Chemical Duty Paint
- Cast Iron Frame, Cast Iron End Brackets
- Stainless Steel Nameplate (with CE Mark) & Zinc Plated Hardware
- Shaft Slinger On Pulley End For IP54 Protection
- Dual Voltage 230/460 Volts (1-100 HP)
- 40°C Ambient, NEMA® Design B Performance On 60 Hz Sine Wave Power
- Torque On Regreasable Ball Bearings 250 Frame & Up, Lifting Provisions
- Self-Certified Class I, Division 2, Groups A, B, C, & D Double Shielded Bearings 140-360, Open on 400-440
- Steel Fan Cover & Conduit Box
- 1.15 Service Factor @ 60 Hz
- Field Convertible To F2 Mounting
- Condensation Drains With Plastic Plugs
- Conversion Kits: All Cast Iron Upgrade, C&D Flanges, Canopy Kits
- Bearing Caps On 400-440
- Suitable for 20:1 (3-60hz) Variable Torque; 5:1 (12-60hz) Constant Torque On Inverter Power

HP	RPM	Voltage	Frame	Catalog Number	List	Discount Symbol	SF	"C" Dim. (inches)	Ship Wt. (lbs)	Full Load Eff.	Full Load Amps	Notes
1	1800	200	143T	HD1P2H	\$461	DS-3HDW	1.15	13.5	60	85.5	3.4/3.4	
	1800	230/460	143T	HD1P2E	\$461	DS-3HDW	1.15	13.5	60	85.5	3/1.5	105,G
	1800	575	143T	HD1P2G	\$461	DS-3HDW	1.15	13.5	60	85.5	1.2	
	1200	200	145T	HD1P3H	\$588	DS-3HDW	1.15	13.5	70	82.5	4.1/4.1	
	1200	230/460	145T	HD1P3E	\$588	DS-3HDW	1.15	13.5	70	82.5	3.7/1.8	105,G
	1200	575	145T	HD1P3G	\$588	DS-3HDW	1.15	13.5	70	82.5	1.4	
	900	230/460	182T	HD1P4E	\$840	DS-3HDW	1.15	16.3	80	75.5	4.5/2.3	105,G
1 1/2	3600	200	143T	HD32P1H	\$513	DS-3HDW	1.15	13.5	50	84.0	4.5/4.4	
	3600	230/460	143T	HD32P1E	\$513	DS-3HDW	1.15	13.5	50	84.0	4.2-3.9/1.9	105,G
	3600	575	143T	HD32P1G	\$513	DS-3HDW	1.15	13.5	50	84.0	1.6	
	1800	200	145T	HD32P2H	\$492	DS-3HDW	1.15	13.5	70	86.5	4.7/4.7	
	1800	230/460	145T	HD32P2E	\$492	DS-3HDW	1.15	13.5	70	86.5	4.1/2.1	105,G
	1800	575	145T	HD32P2G	\$492	DS-3HDW	1.15	13.5	70	86.5	1.6	
	1200	200	182T	HD32P3H	\$662	DS-3HDW	1.15	16.3	90	87.5	5.1/5.1	
	1200	230/460	182T	HD32P3E	\$662	DS-3HDW	1.15	16.3	90	87.5	4.5/2.2	105,G
	1200	575	182T	HD32P3G	\$662	DS-3HDW	1.15	16.3	90	87.5	1.8	
	900	230/460	184T	HD32P4E	\$1,025	DS-3HDW	1.15	16.3	100	78.5	6.3/3.1	105,G
2	3600	200	145T	HD2P1H	\$533	DS-3HDW	1.15	13.5	50	85.5	5.7/5.6	
	3600	230/460	145T	HD2P1E	\$533	DS-3HDW	1.15	13.5	50	85.5	5/2.5	105,G
	3600	575	145T	HD2P1G	\$533	DS-3HDW	1.15	13.5	50	86.5	2	
	1800	200	145T	HD2P2H	\$541	DS-3HDW	1.15	13.5	70	86.5	6.2/6.1	
	1800	230/460	145T	HD2P2E	\$541	DS-3HDW	1.15	13.5	70	86.5	5.3/2.7	105,G
	1800	575	145T	HD2P2G	\$541	DS-3HDW	1.15	13.5	70	86.5	2.1	
	1200	200	184T	HD2P3H	\$755	DS-3HDW	1.15	16.3	100	88.5	7-Jul	
	1200	230/460	184T	HD2P3E	\$755	DS-3HDW	1.15	16.3	100	88.5	6.2/3.1	105,G
	1200	575	184T	HD2P3G	\$755	DS-3HDW	1.15	16.3	100	88.5	2.5	
	900	230/460	213T	HD2P4E	\$1,045	DS-3HDW	1.15	19.6	120	84.0	6.6/3.3	105,G
3	3600	200	182T	HD3P1H	\$619	DS-3HDW	1.15	16.3	70	86.5	9.3	
	3600	230/460	182T	HD3P1E	\$619	DS-3HDW	1.15	16.3	70	86.5	8.2/4.1	105,G
	3600	575	182T	HD3P1G	\$619	DS-3HDW	1.15	16.3	80	86.5	3.3	
	1800	200	182T	HD3P2H	\$590	DS-3HDW	1.15	16.3	90	89.5	8.8/8.6	
	1800	230/460	182T	HD3P2E	\$590	DS-3HDW	1.15	16.3	90	89.5	7.8/3.9	105,G
	1800	575	182T	HD3P2G	\$590	DS-3HDW	1.15	16.3	100	89.5	3.1	
	1200	200	213T	HD3P3H	\$940	DS-3HDW	1.15	19.6	150	89.5	9.8/9.6	
	1200	230/460	213T	HD3P3E	\$940	DS-3HDW	1.15	19.6	150	89.5	8.6/4.3	105,G
	1200	575	213T	HD3P3G	\$940	DS-3HDW	1.15	19.6	150	90.2	3.5	
	900	230/460	215T	HD3P4E	\$1,457	DS-3HDW	1.15	19.6	150	85.5	10.4/5.2	105,G

Note 105 208 Volt Suitable

Note G 60/50 Hz rated with no derate on HP; 230/460 volt 60 Hz ratings operate on 200/400 volt 50 Hz, 460V 60 Hz ratings operate on 400V 50 Hz; Full 60 & 50 Hz data on Nameplate

# General Purpose Three Phase, Totally Enclosed Fan Cooled (TEFC) World Motor HOSTILE DUTY® NEMA® Premium Efficient

(continued)

HP	RPM	Voltage	Frame	Catalog Number	List	Discount Symbol	SF	"C" Dim. (inches)	Ship Wt. (lbs)	Full Load Eff.	Full Load Amps	Notes
5	3600	200	184T	HD5P1H	\$734	DS-3HDW	1.15	16.3	90	88.5	14.1/13.8	
	3600	230/460	184T	HD5P1E	\$734	DS-3HDW	1.15	16.3	90	88.5	12.3/6.1	105,G
	3600	575	184T	HD5P1G	\$734	DS-3HDW	1.15	16.3	90	88.5	4.9	
	1800	200	184T	HD5P2H	\$673	DS-3HDW	1.15	16.3	100	89.5	14.5/14.2	
	1800	230/460	184T	HD5P2E	\$673	DS-3HDW	1.15	16.3	100	89.5	12.7/6.3	105,G
	1800	575	184T	HD5P2G	\$673	DS-3HDW	1.15	16.3	110	89.5	5.1	
	1200	200	215T	HD5P3H	\$1,213	DS-3HDW	1.15	19.6	170	89.5	16.4/16.3	
	1200	230/460	215T	HD5P3E	\$1,213	DS-3HDW	1.15	19.6	170	89.5	14.2/7.1	105,G
	1200	575	215T	HD5P3G	\$1,213	DS-3HDW	1.15	19.6	170	89.5	5.7	
7 1/2	900	230/460	254T	HD5P4E	\$1,899	DS-3HDW	1.15	24.9	220	86.5	15/7.5	02,105,G
	3600	200	213T	HD7P1H	\$955	DS-3HDW	1.15	19.6	130	89.5	20.8/20.1	
	3600	230/460	213T	HD7P1E	\$955	DS-3HDW	1.15	19.6	130	89.5	18.1/9	105,G
	3600	575	213T	HD7P1G	\$955	DS-3HDW	1.15	19.6	130	89.5	7.2	
	1800	200	213T	HD7P2H	\$917	DS-3HDW	1.15	19.6	150	91.7	22/21.6	
	1800	230/460	213T	HD7P2E	\$917	DS-3HDW	1.15	19.6	150	91.7	19.1/9.6	105,G
	1800	575	213T	HD7P2G	\$917	DS-3HDW	1.15	19.6	160	91.7	7.8	
	1200	230/460	254T	HD7P3E	\$1,629	DS-3HDW	1.15	24.9	300	91.0	18.8/9.4	02,105,G
	1200	575	254T	HD7P3G	\$1,629	DS-3HDW	1.15	24.9	240	91.0	7.6	02
10	900	230/460	256T	HD7P4E	\$2,476	DS-3HDW	1.15	24.9	250	86.5	22.3/11.1	02,105,G
	3600	200	215T	HD10P1H	\$1,114	DS-3HDW	1.15	19.6	140	90.2	27/25.9	
	3600	230/460	215T	HD10P1E	\$1,114	DS-3HDW	1.15	19.6	140	90.2	23.5/11.8	105,G
	3600	575	215T	HD10P1G	\$1,114	DS-3HDW	1.15	19.6	140	90.2	9.3	
	1800	200	215T	HD10P2H	\$1,142	DS-3HDW	1.15	19.6	170	91.7	29.3/29	
	1800	230/460	215T	HD10P2E	\$1,142	DS-3HDW	1.15	19.6	160	91.7	27.5-25.7/12.8	105,G
	1800	575	215T	HD10P2G	\$1,142	DS-3HDW	1.15	19.6	170	91.7	10.3	
	1200	230/460	256T	HD10P3E	\$1,936	DS-3HDW	1.15	24.9	340	91.0	24.9/12.4	02,105,G
	1200	575	256T	HD10P3G	\$1,936	DS-3HDW	1.15	24.9	260	91.0	10	02
15	900	230/460	284T	HD10P4E	\$2,883	DS-3HDW	1.15	27.5	310	89.5	28.3/14.2	02,105,G
	3600	200	254T	HD15P1H	\$1,568	DS-3HDW	1.15	24.9	250	91.0	40/38	02
	3600	230/460	254T	HD15P1E	\$1,568	DS-3HDW	1.15	24.9	250	91.0	35/17.4	02,105,G
	3600	575	254T	HD15P1G	\$1,568	DS-3HDW	1.15	24.9	260	91.0	13.9	02
	1800	200	254T	HD15P2H	\$1,528	DS-3HDW	1.15	24.9	250	92.4	41	02
	1800	230/460	254T	HD15P2E	\$1,528	DS-3HDW	1.15	24.9	250	92.4	40-36/18	02,105,G
	1800	575	254T	HD15P2G	\$1,528	DS-3HDW	1.15	24.9	290	92.4	14.5	02
	1200	230/460	284T	HD15P3E	\$2,558	DS-3HDW	1.15	27.5	310	91.7	37/18.5	02,105,G
	1200	575	284T	HD15P3G	\$2,558	DS-3HDW	1.15	27.5	310	91.7	14.7	02
20	900	230/460	286T	HD15P4E	\$3,773	DS-3HDW	1.15	27.5	370	89.5	42/20.9	02,105,G
	3600	200	256T	HD20P1H	\$1,944	DS-3HDW	1.15	24.9	260	91.0	53/51	02
	3600	230/460	256T	HD20P1E	\$1,944	DS-3HDW	1.15	24.9	260	91.0	46/23	02,105,G
	3600	575	256T	HD20P1G	\$1,944	DS-3HDW	1.15	24.9	270	91.0	18.4	02
	1800	200	256T	HD20P2H	\$1,901	DS-3HDW	1.15	24.9	280	93.0	55/53	02
	1800	230/460	256T	HD20P2E	\$1,901	DS-3HDW	1.15	24.9	280	93.0	47/23.7	02,105,G
	1800	575	256T	HD20P2G	\$1,901	DS-3HDW	1.15	24.9	290	93.0	18.9	02
	1200	230/460	286T	HD20P3E	\$3,144	DS-3HDW	1.15	27.5	350	91.7	49/24.4	02,105,G
	1200	575	286T	HD20P3G	\$3,144	DS-3HDW	1.15	27.5	350	91.7	19.6	02
25	900	230/460	324T	HD20P4E	\$4,054	DS-3HDW	1.15	30.1	600	91.0	59-53/26.6	02,105,G
	3600	200	284TS	HD25P1HS	\$2,311	DS-3HDW	1.15	26.1	325	91.7	66/63	02
	3600	230/460	284T	HD25P1E	\$2,311	DS-3HDW	1.15	27.5	310	91.7	58/28.8	02,105,G
	3600	230/460	284TS	HD25P1ES	\$2,311	DS-3HDW	1.15	26.1	310	91.7	58/28.8	02,105,G

Note 02 Suitable for Wye-Delta start on voltages shown  
 Note 105 208 Volt Suitable

Note G 60/50 Hz rated with no derate on HP; 230/460 volt 60 Hz ratings operate on 200/400 volt 50 Hz, 460V 60 Hz ratings operate on 400V 50 Hz; Full 60 & 50 Hz data on Nameplate



# General Purpose Three Phase, Totally Enclosed Fan Cooled (TEFC) World Motor HOSTILE DUTY® NEMA® Premium Efficient

(continued)

HP	RPM	Voltage	Frame	Catalog Number	List	Discount Symbol	SF	"C" Dim. (inches)	Ship Wt. (lbs)	Full Load Eff.	Full Load Amps	Notes	
	3600	575	284TS	HD25P1GS	\$2,311	DS-3HDW	1.15	26.1	310	91.7	23	02	
	1800	200	284T	HD25P2H	\$2,236	DS-3HDW	1.15	27.5	335	93.6	67/66	02	
	1800	230/460	284T	HD25P2E	\$2,236	DS-3HDW	1.15	27.5	330	93.6	58/29.2	02,105,G	
	1800	230/460	284TS	HD25P2ES	\$2,236	DS-3HDW	1.15	26.1	330	93.6	58/29.2	02,105,G	
	1800	575	284T	HD25P2G	\$2,236	DS-3HDW	1.15	27.5	330	93.6	23.3	02	
	1200	230/460	324T	HD25P3E	\$4,017	DS-3HDW	1.15	30.1	490	93.0	59/29.3	02,105,G	
	1200	575	324T	HD25P3G	\$4,017	DS-3HDW	1.15	30.1	490	93.0	23.4	02	
	900	230/460	326T	HD25P4E	\$5,269	DS-3HDW	1.15	30.1	625	91.0	74-66/33	02,105,G	
30	3600	200	286TS	HD30P1HS	\$2,772	DS-3HDW	1.15	26.1	325	91.7	80/77	02	
	3600	230/460	286T	HD30P1E	\$2,772	DS-3HDW	1.15	27.5	310	91.7	69/35	02,105,G	
	3600	230/460	286TS	HD30P1ES	\$2,772	DS-3HDW	1.15	26.1	310	91.7	69/35	02,105,G	
	3600	575	286TS	HD30P1GS	\$2,772	DS-3HDW	1.15	26.1	310	91.7	27.7	02	
	1800	200	286T	HD30P2H	\$2,655	DS-3HDW	1.15	27.5	345	93.6	82/81	02	
	1800	230/460	286T	HD30P2E	\$2,655	DS-3HDW	1.15	27.5	340	93.6	70/35	02,105,G	
	1800	230/460	286TS	HD30P2ES	\$2,655	DS-3HDW	1.15	26.1	340	93.6	70/35	02,105,G	
	1800	575	286T	HD30P2G	\$2,655	DS-3HDW	1.15	27.5	340	93.6	28.1	02	
	1200	230/460	326T	HD30P3E	\$4,569	DS-3HDW	1.15	30.1	520	92.4	70/35	02,105,G	
	1200	575	326T	HD30P3G	\$4,569	DS-3HDW	1.15	30.1	520	93.0	28	02	
	900	230/460	364T	HD30P4E	\$5,891	DS-3HDW	1.15	32.3	740	91.7	87-81/40	02,105,G	
	40	3600	200	324TS	HD40P1HS	\$3,268	DS-3HDW	1.15	28.6	410	92.4	107/102	02
3600		230/460	324TS	HD40P1ES	\$3,268	DS-3HDW	1.15	28.6	410	92.4	92/46	02,105,G	
3600		575	324TS	HD40P1GS	\$3,268	DS-3HDW	1.15	28.6	410	92.4	37	02	
1800		200	324T	HD40P2H	\$3,169	DS-3HDW	1.15	30.1	450	94.1	106/104	02	
1800		230/460	324T	HD40P2E	\$3,169	DS-3HDW	1.15	30.1	450	94.1	92/46	02,105,G	
1800		230/460	324TS	HD40P2ES	\$3,169	DS-3HDW	1.15	28.6	450	94.1	92/46	02,105,G	
1800		575	324T	HD40P2G	\$3,169	DS-3HDW	1.15	30.1	450	94.1	37	02	
1200		200	364T	HD40P3H	\$5,062	DS-3HDW	1.15	32.3	630	94.1	108/106	02	
1200		230/460	364T	HD40P3E	\$5,062	DS-3HDW	1.15	32.3	630	94.1	94/47	02,105,G	
1200		575	364T	HD40P3G	\$5,062	DS-3HDW	1.15	32.3	630	94.1	37	02	
900		230/460	365T	HD40P4E	\$7,340	DS-3HDW	1.15	32.3	910	92.4	116-105/53	02,105,G	
900		230/460	365T	HD40P4E	\$7,340	DS-3HDW	1.15	32.3	910	92.4	105/53	02,105,G	
50		3600	200	326TS	HD50P1HS	\$4,379	DS-3HDW	1.15	28.6	480	93.0	129/123	02
		3600	230/460	326TS	HD50P1ES	\$4,379	DS-3HDW	1.15	28.6	480	93.0	112/56	02,105,G
		3600	575	326TS	HD50P1GS	\$4,379	DS-3HDW	1.15	28.6	480	93.0	45	02
		1800	200	326T	HD50P2H	\$3,934	DS-3HDW	1.15	30.1	550	94.5	128/123	02
	1800	230/460	326T	HD50P2E	\$3,934	DS-3HDW	1.15	30.1	550	94.5	112/56	02,105,G	
	1800	230/460	326TS	HD50P2ES	\$3,934	DS-3HDW	1.15	28.6	550	94.5	112/56	02,105,G	
	1800	575	326T	HD50P2G	\$3,934	DS-3HDW	1.15	30.1	550	94.5	45	02	
	1200	200	365T	HD50P3H	\$6,295	DS-3HDW	1.15	32.3	680	94.1	134/130	02	
	1200	230/460	365T	HD50P3E	\$6,295	DS-3HDW	1.15	32.3	680	94.1	117/59	02,105,G	
	1200	575	365T	HD50P3G	\$6,295	DS-3HDW	1.15	32.3	680	94.1	47	02	
	1200	575	365T	HD50P3G	\$6,295	DS-3HDW	1.15	32.3	680	94.1	47	02	
	60	3600	200	364TS	HD60P1HS	\$5,631	DS-3HDW	1.15	30.2	560	93.6	158/154	02
3600		230/460	364TS	HD60P1ES	\$5,631	DS-3HDW	1.15	30.2	560	93.6	136/69	02,105,G	
3600		575	364TS	HD60P1GS	\$5,631	DS-3HDW	1.15	30.2	560	93.6	55	02	
1800		200	364T	HD60P2H	\$5,504	DS-3HDW	1.15	32.3	640	95.0	158/153	02	
1800		230/460	364T	HD60P2E	\$5,504	DS-3HDW	1.15	32.3	640	95.0	137/68	02,105,G	
1800		230/460	364TS	HD60P2ES	\$5,504	DS-3HDW	1.15	30.2	640	95.0	137/68	02,105,G	
1800		575	364T	HD60P2G	\$5,504	DS-3HDW	1.15	32.3	640	95.0	55	02	
1200		230/460	404T	HD60P3E	\$7,406	DS-3HDW	1.15	37.6	940	94.5	141/71	02,105,G	
1200		575	404T	HD60P3G	\$7,406	DS-3HDW	1.15	37.6	940	94.5	57	02	

Note 02 Suitable for Wye-Delta start on voltages shown  
Note 105 208 Volt Suitable

Note G 60/50 Hz rated with no derate on HP; 230/460 volt 60 Hz ratings operate on 200/400 volt 50 Hz, 460V 60 Hz ratings operate on 400V 50 Hz; Full 60 & 50 Hz data on Nameplate

GENERAL PURPOSE UNIMOUNT™  
GENERAL PURPOSE C-FACE  
GENERAL PURPOSE HOSTILE DUTY  
GENERAL PURPOSE CORRO-DUTY™  
GENERAL PURPOSE 84 PLUS™  
GENERAL PURPOSE OPEN DRIPPROOF™  
GENERAL PURPOSE HAZARDOUS LOCATION  
GENERAL PURPOSE AUTOMOTIVE DUTY  
COOLING TOWER DUTY  
HAZARDOUS LOCATION  
C-FACE MOTORS  
VARIABLE SPEED MOTORS AND DRIVES

# General Purpose Three Phase, Totally Enclosed Fan Cooled (TEFC) World Motor HOSTILE DUTY® NEMA® Premium Efficient

(continued)

HP	RPM	Voltage	Frame	Catalog Number	List	Discount Symbol	SF	"C" Dim. (inches)	Ship Wt. (lbs)	Full Load Eff.	Full Load Amps	Notes	
75	3600	200	365TS	HD75P1HS	\$7,251	DS-3HDW	1.15	30.2	650	93.6	190/184	02	
	3600	230/460	365TS	HD75P1ES	\$7,251	DS-3HDW	1.00	30.2	650	94.1	165/83	02,105,G	
	3600	575	365TS	HD75P1GS	\$7,251	DS-3HDW	1.15	30.2	650	94.1	66	02	
	1800	200	365T	HD75P2H	\$6,720	DS-3HDW	1.15	32.3	700	95.4	196/190	02	
	1800	230/460	365T	HD75P2E	\$6,720	DS-3HDW	1.15	32.3	700	95.4	170/85	02,105,G	
	1800	230/460	365T	HD75P2EB	\$6,720	DS-3HDW	1.15	32.3	560	95.4	170/85	02,09	
	1800	230/460	365TS	HD75P2ES	\$6,720	DS-3HDW	1.15	30.2	700	95.4	170/85	02,105,G	
	1800	575	365T	HD75P2G	\$6,720	DS-3HDW	1.15	32.3	700	95.4	68	02	
	1200	230/460	405T	HD75P3E	\$8,811	DS-3HDW	1.15	37.6	970	94.5	178/89	02,105,G	
	1200	230/460	405T	HD75P3EB	\$8,811	DS-3HDW	1.15	37.6	970	94.5	178/89	105,G	
	1200	575	405T	HD75P3G	\$8,811	DS-3HDW	1.15	37.6	970	94.5	71	02	
	100	3600	230/460	405TS	HD100P1ES	\$9,720	DS-3HDW	1.15	34.6	900	94.1	228/114	02,105,G
3600		575	405TS	HD100P1GS	\$9,720	DS-3HDW	1.15	34.6	920	94.1	91	02	
1800		200	405T	HD100P2H	\$8,811	DS-3HDW	1.15	37.7	1040	95.4	259/251	02	
1800		200	405TS	HD100P2HS	\$8,811	DS-3HDW	1.15	34.6	1040	95.4	259/251	02	
1800		230/460	405T	HD100P2E	\$8,811	DS-3HDW	1.15	37.7	980	95.4	229/115	02,105,G	
1800		230/460	405T	HD100P2EB	\$8,811	DS-3HDW	1.15	37.7	980	95.4	229/115	02,09,105,G	
1800		230/460	405TS	HD100P2ES	\$8,811	DS-3HDW	1.15	34.6	980	95.4	229/115	02,105,G	
1800		575	405T	HD100P2G	\$8,811	DS-3HDW	1.15	37.6	1010	95.4	91	02	
1200		230/460	444T	HD100P3E	\$11,829	DS-3HDW	1.15	44.4	1450	95.0	240/120	02,105,G	
1200		230/460	444T	HD100P3EB	\$11,829	DS-3HDW	1.15	44.4	1450	95.0	240/120	02,09,105,G	
1200		575	444T	HD100P3G	\$11,829	DS-3HDW	1.15	44.4	1500	95.0	95	02	
125		3600	460	444TS	HD125P1FS	\$12,171	DS-3HDW	1.15	40.6	1300	95.0	142	02,G
	3600	575	444TS	HD125P1GS	\$12,171	DS-3HDW	1.15	40.6	1360	95.0	113	02	
	1800	460	444T	HD125P2F	\$11,431	DS-3HDW	1.15	44.4	1260	95.8	141	02,G	
	1800	460	444T	HD125P2FB	\$11,431	DS-3HDW	1.15	44.4	1260	95.8	141	02,09,G	
	1800	460	444TS	HD125P2FS	\$11,431	DS-3HDW	1.15	40.6	1260	95.8	141	02,G	
	1800	575	444T	HD125P2G	\$11,431	DS-3HDW	1.15	44.4	1310	95.4	114	02	
	1200	460	445T	HD125P3F	\$14,691	DS-3HDW	1.15	44.4	1500	95.0	153	02,G	
	1200	460	445T	HD125P3FB	\$14,691	DS-3HDW	1.15	44.4	1500	95.0	153	02,09,G	
	1200	575	445T	HD125P3G	\$14,691	DS-3HDW	1.15	44.4	1550	95.0	125	02	
	150	3600	460	445TS	HD150P1FS	\$15,429	DS-3HDW	1.15	40.6	1410	95.0	167	02,G
		3600	575	445TS	HD150P1GS	\$15,429	DS-3HDW	1.15	40.6	1460	95.0	133	02
		1800	460	445T	HD150P2F	\$13,766	DS-3HDW	1.15	44.4	1480	95.8	171	02,G
1800		460	445T	HD150P2FB	\$13,766	DS-3HDW	1.15	44.4	1480	95.8	171	02,09,G	
1800		460	445TS	HD150P2FS	\$13,766	DS-3HDW	1.15	40.6	1480	95.8	171	02,G	
1800		575	445T	HD150P2G	\$13,766	DS-3HDW	1.15	44.4	1530	95.8	136	02	
1200		460	447T	HD150P3F	\$16,800	DS-3HDW	1.15	47.9	1760	95.8	179	02,G	
1200		460	447T	HD150P3FB	\$16,800	DS-3HDW	1.15	47.9	1760	95.8	179	02,09,G	
1200		575	447T	HD150P3G	\$16,800	DS-3HDW	1.15	47.9	1650	95.8	143	02	
200		3600	460	447TS	HD200P1FS	\$21,086	DS-3HDW	1.15	44.1	1600	95.4	222	02,G
		3600	575	447TS	HD200P1GS	\$21,719	DS-3HDW	1.15	44.1	1540	95.4	178	02
		1800	460	447T	HD200P2F	\$17,829	DS-3HDW	1.15	47.9	1710	96.2	225	02,G
	1800	460	447T	HD200P2FB	\$17,829	DS-3HDW	1.15	47.9	1710	96.2	225	02,09,G	
	1800	460	447TS	HD200P2FS	\$17,829	DS-3HDW	1.15	44.1	1710	96.2	225	02,G	
	1800	575	447T	HD200P2G	\$17,829	DS-3HDW	1.15	47.9	1630	96.2	181	02	

Note 02 Suitable for Wye-Delta start on voltages shown  
 Note 09 Cylindrical Roller Bearing  
 Note 105 208 Volt Suitable

Note G 60/50 Hz rated with no derate on HP; 230/460 volt 60 Hz ratings operate on 200/400 volt 50 Hz, 460V 60 Hz ratings operate on 400V 50 Hz; Full 60 & 50 Hz data on Nameplate

# General Purpose Three Phase, Totally Enclosed Fan Cooled (TEFC) HOSTILE DUTY® NEMA® Premium Efficient



CTE

## APPLICATIONS:

For pulp & paper plants, saw mills, mines, foundries, chemical plants, waste management facilities, and other process-related industries requiring protection within harsh operating conditions.

## FEATURES:

- Class F Insulation, Class B Rise At Full Load On 60 Hertz Sine Wave Power
- Cast Iron Frame (140: Rolled Steel), Cast Iron End Brackets
- Stainless Steel Nameplate (with CE Mark) & Zinc Plated Hardware
- Shaft Slinger On Pulley End For IP54 Protection
- Dual Voltage 230/460 Volts (1-100 HP)
- 40°C Ambient, NEMA® Design B Performance On 60 Hz Sine Wave Power
- Regreaseable Ball Bearings 250 Frame & Up, Lifting Provisions 180 Frame & Up
- Double Shielded Bearings 140-360, Open On 400-440
- 1.15 Service Factor @ 60 Hz
- Steel Fan Cover & Conduit Box
- Field Convertible To F2 Mounting 180 Frame & Larger
- Condensation Drains With Plastic Plugs
- Conversion Kits: All Cast Iron Upgrade, C&D Flanges, Canopy Kits (except 320-360)

HP	RPM	Voltage	Frame	Catalog Number	List	Discount Symbol	SF	"C" Dim. (inches)	Ship Wt. (lbs)	NEMA Nom. Eff.	Full Load Amps	Notes
1	1800	200	143T	H1P2H	\$498	DS-3HD	1.15	13.0	65	85.5	3.4	
	1800	208-230/460	143T	H1P2D	\$498	DS-3HD	1.15	13.0	65	85.5	3.1-3/1.5	03
	1800	575	143T	H1P2G	\$498	DS-3HD	1.15	13.0	65	85.5	1.1	
	1200	200	145T	H1P3H	\$677	DS-3HD	1.15	13.1	70	82.5	4.1	
	1200	208-230/460	145T	H1P3D	\$677	DS-3HD	1.15	13.1	70	82.5	3.6-3.5/1.8	03
	1200	575	145T	H1P3G	\$677	DS-3HD	1.15	13.1	70	82.5	1.4	
1 1/2	3600	200	143T	H32P1H	\$574	DS-3HD	1.15	13.1	60	84.0	4.4	
	3600	208-230/460	143T	H32P1D	\$574	DS-3HD	1.15	13.1	65	84.0	4.2-3.9/1.9	03
	1800	200	145T	H32P2H	\$552	DS-3HD	1.15	13.0	70	86.5	4.7	
	1800	208-230/460	145T	H32P2D	\$552	DS-3HD	1.15	13.0	70	86.5	4.5-4.3/2.1	03
	1800	575	145T	H32P2G	\$552	DS-3HD	1.15	13.0	70	86.5	1.7	
	1200	200	182T	H32P3H	\$751	DS-3HD	1.15	15.5	85	87.5	5.4	
2	1200	208-230/460	182T	H32P3D	\$751	DS-3HD	1.15	15.5	85	87.5	4.8-4.7/2.3	03
	3600	200	145T	H2P1H	\$682	DS-3HD	1.15	13.1	70	86.5	5.6	
	3600	208-230/460	145T	H2P1D	\$682	DS-3HD	1.15	13.1	70	86.5	5.4-4.9/2.4	03
	3600	575	145T	H2P1G	\$682	DS-3HD	1.15	13.1	70	86.5	1.9	
	1800	200	145T	H2P2H	\$605	DS-3HD	1.15	13.0	70	86.5	6.2	
	1800	208-230/460	145T	H2P2D	\$605	DS-3HD	1.15	13.0	70	86.5	5.9-5.7/2.9	03
	1800	575	145T	H2P2G	\$605	DS-3HD	1.15	13.0	70	86.5	2.3	
	1200	200	184T	H2P3H	\$836	DS-3HD	1.15	15.5	95	88.5	7.2	
	1200	208-230/460	184T	H2P3D	\$836	DS-3HD	1.15	15.5	95	88.5	6.4-6.2/3.1	03
3	1200	575	184T	H2P3G	\$836	DS-3HD	1.15	15.5	95	88.5	2.5	
	3600	200	182T	H3P1H	\$767	DS-3HD	1.15	15.5	85	86.5	8.8	
	3600	208-230/460	182T	H3P1D	\$767	DS-3HD	1.25	15.5	85	87.5	8.4-7.8/3.9	03
	3600	575	182T	H3P1G	\$767	DS-3HD	1.15	15.5	100	87.5	3.1	
	1800	200	182T	H3P2H	\$678	DS-3HD	1.15	15.5	85	89.5	9.1	
	1800	208-230/460	182T	H3P2D	\$678	DS-3HD	1.15	15.5	100	89.5	8.4-7.8/3.9	03
	1800	575	182T	H3P2G	\$678	DS-3HD	1.15	15.5	85	89.5	3.2	
	1200	200	213T	H3P3H	\$1,036	DS-3HD	1.15	19.2	150	89.5	10.1	
	1200	208-230/460	213T	H3P3D	\$1,036	DS-3HD	1.15	19.2	157	89.5	9.3-8.8/4.4	
5	1200	575	213T	H3P3G	\$1,036	DS-3HD	1.15	19.2	157	89.5	3.5	
	3600	200	184T	H5P1H	\$962	DS-3HD	1.15	15.5	100	88.5	14	
	3600	208-230/460	184T	H5P1D	\$962	DS-3HD	1.25	15.5	100	88.5	13.4-12.2/6.1	03
	3600	575	184T	H5P1G	\$962	DS-3HD	1.15	15.5	100	89.5	4.9	
	1800	200	184T	H5P2H	\$788	DS-3HD	1.15	15.5	100	89.5	14.6	
	1800	208-230/460	184T	H5P2D	\$788	DS-3HD	1.15	15.5	100	89.5	13.9-12.8/6.4	03
	1800	575	184T	H5P2G	\$788	DS-3HD	1.15	15.5	110	89.5	5.1	
	1200	200	215T	H5P3H	\$1,483	DS-3HD	1.15	19.2	150	89.5	15.9	
	1200	208-230/460	215T	H5P3D	\$1,483	DS-3HD	1.15	19.2	179	90.2	15-14/7	
1200	575	215T	H5P3G	\$1,483	DS-3HD	1.15	19.2	150	90.2	5.6		

Note 03 60/50 Hz rated with no derate on HP; 230/460 volt 60 Hz ratings operate on 190/380 volt 50 Hz, 460V 60 Hz ratings operate on 380V 50 Hz; Full 60 & 50 Hz data on Nameplate

GENERAL PURPOSE UNIMOUNT™  
GENERAL PURPOSE C-FACE  
GENERAL PURPOSE HOSTILE DUTY  
GENERAL PURPOSE CORRO-DUTY™  
GENERAL PURPOSE 84 PLUS™  
GENERAL PURPOSE OPEN DRIPPROOF  
GENERAL PURPOSE HAZARDOUS LOCATION  
GENERAL PURPOSE AUTOMOTIVE DUTY  
COOLING TOWER DUTY  
HAZARDOUS LOCATION  
C-FACE MOTORS  
VARIABLE SPEED MOTORS AND DRIVES

# General Purpose Three Phase, Totally Enclosed Fan Cooled (TEFC) HOSTILE DUTY® NEMA® Premium Efficient


**NEMA**  
**Premium**

(continued)

CTE

HP	RPM	Voltage	Frame	Catalog Number	List	Discount Symbol	SF	"C" Dim. (inches)	Ship Wt. (lbs)	NEMA Nom. Eff.	Full Load Amps	Notes
7 1/2	3600	200	213T	H7P1H	\$1,192	DS-3HD	1.15	19.2	150	90.2	20.6	
	3600	208-230/460	213T	H7P1D	\$1,192	DS-3HD	1.15	19.2	160	91.0	19.9-17.8/8.9	03
	3600	575	213T	H7P1G	\$1,192	DS-3HD	1.15	19.2	160	91.7	7.1	14
	1800	200	213T	H7P2H	\$1,078	DS-3HD	1.15	19.2	150	91.7	21.5	
	1800	208-230/460	213T	H7P2D	\$1,078	DS-3HD	1.15	19.2	163	91.7	20.1-18.6/9.3	
	1800	575	213T	H7P2G	\$1,078	DS-3HD	1.15	19.2	163	91.7	7.5	
	1200	200	254T	H7P3H	\$1,979	DS-3HD	1.15	25.3	300	91.0	21.9	02
	1200	208-230/460	254T	H7P3D	\$1,979	DS-3HD	1.15	25.3	300	91.7	20.6-18.8/9.4	02
10	1200	575	254T	H7P3G	\$1,979	DS-3HD	1.15	25.3	300	91.0	7.6	02
	3600	200	215T	H10P1H	\$1,397	DS-3HD	1.15	19.2	180	91.0	27	
	3600	208-230/460	215T	H10P1D	\$1,397	DS-3HD	1.15	19.2	180	91.0	26.4-23.5/11.8	
	3600	575	215T	H10P1G	\$1,397	DS-3HD	1.15	19.2	180	91.0	9.4	
	1800	200	215T	H10P2H	\$1,302	DS-3HD	1.15	19.2	190	91.7	27.5	
	1800	208-230/460	215T	H10P2D	\$1,302	DS-3HD	1.15	19.2	190	91.7	26.5-23.9/12	
	1800	208-230/460	215T	H10P2D2	\$1,302	DS-3HD	1.15	19.2	175	91.7	26.5-23.9/12	
	1800	575	215T	H10P2G	\$1,302	DS-3HD	1.15	19.2	190	91.7	9.6	
	1200	200	256T	H10P3H	\$2,390	DS-3HD	1.15	25.3	340	91.0	28.4	02
	1200	208-230/460	256T	H10P3D	\$2,390	DS-3HD	1.15	25.3	340	91.7	27.1-24.6/12.3	02
15	1200	575	256T	H10P3G	\$2,390	DS-3HD	1.15	25.3	340	91.7	9.8	02
	3600	200	254T	H15P1H	\$1,999	DS-3HD	1.15	25.3	300	91.0	40	02
	3600	208-230/460	254T	H15P1D	\$1,999	DS-3HD	1.00	25.3	300	91.0	39-35/17.4	02,03
	3600	575	254T	H15P1G	\$1,999	DS-3HD	1.15	25.3	300	91.0	13.9	02
	1800	200	254T	H15P2H	\$1,798	DS-3HD	1.15	25.3	300	92.4	42	02
	1800	208-230/460	254T	H15P2D	\$1,798	DS-3HD	1.25	25.3	300	92.4	40-36/18.2	02,03
	1800	575	254T	H15P2G	\$1,798	DS-3HD	1.15	25.3	300	92.4	14.6	
	1200	200	284T	H15P3H	\$3,331	DS-3HD	1.15	27.0	385	91.7	42	02,14
	1200	208-230/460	284T	H15P3D	\$3,331	DS-3HD	1.15	27.0	385	91.7	41-37/18.4	02,03,14
	1200	575	284T	H15P3G	\$3,331	DS-3HD	1.15	27.0	284	91.7	14.8	02,14
20	3600	200	256T	H20P1H	\$2,475	DS-3HD	1.15	25.3	340	91.0	53	02
	3600	208-230/460	256T	H20P1D	\$2,475	DS-3HD	1.15	25.3	340	91.0	53-46/23.1	02,03
	3600	575	256T	H20P1G	\$2,475	DS-3HD	1.15	25.3	340	91.0	18.5	02
	1800	200	256T	H20P2H	\$2,216	DS-3HD	1.15	25.3	340	93.0	54	02
	1800	208-230/460	256T	H20P2D	\$2,216	DS-3HD	1.15	25.3	340	93.0	53-47/23.5	02,03
	1800	575	256T	H20P2G	\$2,216	DS-3HD	1.15	25.3	340	93.0	19	02
	1200	200	286T	H20P3H	\$4,035	DS-3HD	1.15	27.0	286	91.7	57	02,14
	1200	208-230/460	286T	H20P3D	\$4,035	DS-3HD	1.00	27.0	400	91.7	54-49/24.5	02,03,14
	1200	575	286T	H20P3G	\$4,035	DS-3HD	1.15	27.0	400	91.7	19.7	02,14
	25	3600	200	284TS	H25P1HS	\$3,036	DS-3HD	1.15	25.6	355	91.7	67
3600		208-230/460	284T	H25P1D	\$3,036	DS-3HD	1.15	27.0	355	91.7	66-57/28.7	02,03
3600		208-230/460	284TS	H25P1DS	\$3,036	DS-3HD	1.15	25.6	355	91.7	66-57/28.7	02,03
3600		575	284TS	H25P1GS	\$3,036	DS-3HD	1.15	25.6	355	91.7	23	02
1800		200	284T	H25P2H	\$2,659	DS-3HD	1.15	27.0	355	93.6	66	02

Note 02 Suitable for Wye-Delta start on voltages shown  
 Note 03 60/50 Hz rated with no derate on HP; 230/460 volt 60 Hz ratings operate on 190/380 volt 50 Hz, 460V 60 Hz ratings operate on 380V 50 Hz;  
 Full 60 & 50 Hz data on Nameplate

Note 14 NEMA® Design A

# General Purpose Three Phase, Totally Enclosed Fan Cooled (TEFC) HOSTILE DUTY® NEMA® Premium Efficient



GENERAL PURPOSE  
UNIMOUNT™

GENERAL PURPOSE  
C-FACE

GENERAL PURPOSE  
HOSTILE DUTY

GENERAL PURPOSE  
CORRO-DUTY™

GENERAL PURPOSE  
84 PLUS®

GENERAL PURPOSE  
OPEN DRIPPROOF

GENERAL PURPOSE  
HAZARDOUS LOCATION

GENERAL PURPOSE  
AUTOMOTIVE DUTY

COOLING TOWER  
DUTY

HAZARDOUS  
LOCATION

C-FACE  
MOTORS

VARIABLE SPEED  
MOTORS AND DRIVES

(continued)

CTE

HP	RPM	Voltage	Frame	Catalog Number	List	Discount Symbol	SF	"C" Dim. (inches)	Ship Wt. (lbs)	NEMA Nom. Eff.	Full Load Amps	Notes
25	1800	200	284TS	H25P2HS	\$2,659	DS-3HD	1.15	25.6	355	93.6	66	02
	1800	208-230/460	284T	H25P2D	\$2,659	DS-3HD	1.15	27.0	355	93.6	64-58/28.9	02,03
	1800	208-230/460	284TS	H25P2DS	\$2,659	DS-3HD	1.15	25.6	355	93.6	64-58/28.9	02,03
	1800	575	284T	H25P2G	\$2,659	DS-3HD	1.15	27.0	355	93.6	23	02
	1800	575	284TS	H25P2GS	\$2,659	DS-3HD	1.15	25.6	355	93.6	23	02
	1200	230/460	324T	H25P3E	\$4,801	DS-3HD	1.15	30.6	510	93.0	62/31	02,03,14
	1200	575	324T	H25P3G	\$4,801	DS-3HD	1.15	30.6	510	93.0	24.6	02,14
30	3600	200	286TS	H30P1HS	\$3,560	DS-3HD	1.15	25.6	400	91.7	79	02
	3600	208-230/460	286T	H30P1D	\$3,560	DS-3HD	1.15	27.0	400	91.7	79-69/34	02,03
	3600	208-230/460	286TS	H30P1DS	\$3,560	DS-3HD	1.15	25.6	400	91.7	79-69/34	02,03
	3600	575	286TS	H30P1GS	\$3,560	DS-3HD	1.15	25.8	400	91.7	27.6	02
	1800	200	286T	H30P2H	\$3,101	DS-3HD	1.15	27.0	415	93.6	80	02
	1800	200	286TS	H30P2HS	\$3,101	DS-3HD	1.15	25.6	415	93.6	80	02
	1800	208-230/460	286T	H30P2D	\$3,101	DS-3HD	1.00	27.0	415	93.6	77-69/34	03
	1800	208-230/460	286TS	H30P2DS	\$3,101	DS-3HD	1.15	25.6	415	93.6	77-69/35	03
	1800	575	286T	H30P2G	\$3,101	DS-3HD	1.15	27.0	415	93.6	27.6	02
	1800	575	286TS	H30P2GS	\$3,101	DS-3HD	1.15	25.6	415	93.6	27.6	02
	1200	230/460	326T	H30P3E	\$5,665	DS-3HD	1.15	30.6	590	93.0	74/37	02,03,14
	1200	575	326T	H30P3G	\$5,665	DS-3HD	1.15	30.6	590	93.0	29.6	02,14
40	3600	200	324TS	H40P1HS	\$4,600	DS-3HD	1.15	29.1	460	93.0	104	02,14
	3600	230/460	324TS	H40P1ES	\$4,600	DS-3HD	1.15	29.1	460	93.0	90/45	02,03,14
	3600	575	324TS	H40P1GS	\$4,600	DS-3HD	1.15	29.1	460	93.0	36	02,14
	1800	200	324T	H40P2H	\$4,049	DS-3HD	1.15	30.6	510	94.1	104	02
	1800	230/460	324T	H40P2E	\$4,049	DS-3HD	1.15	30.6	510	94.1	90/45	02,03
	1800	230/460	324TS	H40P2ES	\$4,049	DS-3HD	1.15	29.1	510	94.1	90/45	02,03
	1800	575	324T	H40P2G	\$4,049	DS-3HD	1.15	30.6	510	94.1	36	02
	1800	575	324TS	H40P2GS	\$4,049	DS-3HD	1.15	29.1	510	94.1	36	02
	1200	200	364T	H40P3H	\$7,630	DS-3HD	1.15	32.6	800	94.1	106	02
	1200	230/460	364T	H40P3E	\$7,630	DS-3HD	1.15	32.6	800	93.6	93/46	02,03
	1200	575	364T	H40P3G	\$7,630	DS-3HD	1.15	32.6	800	94.1	37	02
50	3600	200	326TS	H50P1HS	\$5,919	DS-3HD	1.15	29.1	550	93.0	129	02
	3600	230/460	326TS	H50P1ES	\$5,919	DS-3HD	1.15	29.1	550	93.0	112/56	02,03
	3600	575	326TS	H50P1GS	\$5,919	DS-3HD	1.15	29.1	550	93.0	45	02
	1800	200	326T	H50P2H	\$4,971	DS-3HD	1.15	30.6	590	94.5	129	02,14
	1800	230/460	326T	H50P2E	\$4,971	DS-3HD	1.15	30.6	590	94.5	112/56	02,03
	1800	230/460	326TS	H50P2ES	\$4,971	DS-3HD	1.15	29.1	590	94.5	112/56	02,03
	1800	575	326T	H50P2G	\$4,971	DS-3HD	1.15	30.6	590	94.5	45	02
	1800	575	326TS	H50P2GS	\$4,971	DS-3HD	1.15	29.1	590	94.5	45	02
	1200	200	365T	H50P3H	\$8,790	DS-3HD	1.15	32.6	890	94.1	133	02
	1200	230/460	365T	H50P3E	\$8,790	DS-3HD	1.15	32.6	890	94.1	115/58	02,03
	1200	575	365T	H50P3G	\$8,790	DS-3HD	1.15	32.6	890	93.6	46	02

Note 02 Suitable for Wye-Delta start on voltages shown  
 Note 03 60/50 Hz rated with no derate on HP; 230/460 volt 60 Hz ratings operate on 190/380 volt 50 Hz, 460V 60 Hz ratings operate on 380V 50 Hz; Full 60 & 50 Hz data on Nameplate

Note 14 NEMA® Design A  
 Note LA Limited Availability



# General Purpose Three Phase, Totally Enclosed Fan Cooled (TEFC) HOSTILE DUTY® NEMA®† Premium Efficient


**NEMA**  
**Premium**

CTE

(continued)

HP	RPM	Voltage	Frame	Catalog Number	List	Discount Symbol	SF	"C" Dim. (inches)	Ship Wt. (lbs)	NEMA Nom. Eff.	Full Load Amps	Notes
60	3600	200	364TS	H60P1HS	\$7,901	DS-3HD	1.15	30.4	825	93.6	154	02,14
	3600	230/460	364TS	H60P1ES	\$7,901	DS-3HD	1.15	30.4	825	93.0	134/67	02,03
	3600	575	364TS	H60P1GS	\$7,901	DS-3HD	1.15	30.4	825	93.6	53	02,14
	1800	200	364T	H60P2H	\$7,228	DS-3HD	1.15	32.6	865	95.0	155	02
	1800	230/460	364T	H60P2E	\$7,228	DS-3HD	1.15	32.9	865	95.0	136/68	02,03
	1800	230/460	364TS	H60P2ES	\$7,228	DS-3HD	1.15	30.4	865	95.0	136/68	02,03
	1800	575	364T	H60P2G	\$7,228	DS-3HD	1.15	32.6	865	95.0	55	02
	1800	575	364TS	H60P2GS	\$7,228	DS-3HD	1.15	30.4	865	95.0	55	02
75	1200	230/460	404T	H60P3E	\$10,356	DS-3HD	1.15	37.6	1160	94.5	139/70	
	3600	200	365TS	H75P1HS	\$9,928	DS-3HD	1.15	30.4	875	93.6	194	02,14
	3600	230/460	365TS	H75P1ES	\$9,928	DS-3HD	1.15	30.4	875	93.6	167/84	02,03,14
	3600	575	365TS	H75P1GS	\$9,928	DS-3HD	1.15	30.4	875	93.6	67	02,14
	1800	200	365T	H75P2H	\$9,193	DS-3HD	1.15	32.6	890	95.4	196	02,14
	1800	230/460	365T	H75P2E	\$9,193	DS-3HD	1.15	32.6	890	95.4	169/85	02,03
	1800	230/460	365TS	H75P2ES	\$9,193	DS-3HD	1.15	30.4	890	95.4	169/85	02,03
	1800	575	365T	H75P2G	\$9,193	DS-3HD	1.15	32.6	890	95.0	68	02
100	1800	575	365TS	H75P2GS	\$9,193	DS-3HD	1.15	30.4	890	95.0	68	02
	1200	230/460	405T	H75P3E	\$12,210	DS-3HD	1.15	37.6	1175	94.5	174/87	02,03
	3600	230/460	405TS	H100P1ES	\$13,296	DS-3HD	1.15	34.6	1175	94.5	224/112	02,03
	3600	575	405TS	H100P1GS	\$13,296	DS-3HD	1.15	34.6	1175	94.5	90	
	1800	200	405T	H100P2H	\$11,329	DS-3HD	1.15	37.6	1200	95.4	260	
	1800	200	405TS	H100P2HS	\$11,329	DS-3HD	1.15	34.6	1200	95.4	260	
	1800	230/460	405T	H100P2E	\$11,329	DS-3HD	1.15	37.6	1200	95.4	225/113	
	1800	230/460	405TS	H100P2ES	\$11,329	DS-3HD	1.15	34.6	1200	95.4	225/113	
	1800	575	405T	H100P2G	\$11,329	DS-3HD	1.15	37.6	1200	95.0	90	02
	1800	575	405T	H100P2GB	\$11,939	DS-3HD	1.15	37.6	1200	95.0	90	02,09
	1800	575	405TS	H100P2GS	\$11,329	DS-3HD	1.15	34.6	1200	95.0	90	
	1200	230/460	444T	H100P3E	\$16,718	DS-3HD	1.15	45.4	1600	95.0	248/124	02,03
	1200	230/460	444T	H100P3EB	\$16,718	DS-3HD	1.15	45.8	1600	95.0	248/124	02,03,09
	1200	575	444T	H100P3G	\$16,718	DS-3HD	1.15	43.4	1600	95.0	99	02
	1200	575	444T	H100P3GB	\$17,868	DS-3HD	1.15	45.8	1600	95.0	99	02,09

Note 02 Suitable for Wye-Delta start on voltages shown  
 Note 03 60/50 Hz rated with no derate on HP; 230/460 volt 60 Hz ratings operate on 190/380 volt 50 Hz, 460V 60 Hz ratings operate on 380V 50 Hz;  
 Full 60 & 50 Hz data on Nameplate

Note 09 Cylindrical Roller Bearing  
 Note 14 NEMA®† Design A

# General Purpose Three Phase, Totally Enclosed Fan Cooled (TEFC) HOSTILE DUTY® NEMA® Premium Efficient



GENERAL PURPOSE UNIMOUNT™  
 GENERAL PURPOSE C-FACE  
 GENERAL PURPOSE HOSTILE DUTY  
 GENERAL PURPOSE CORRO-DUTY™  
 GENERAL PURPOSE 84 PLUS™  
 GENERAL PURPOSE OPEN DRIppROOF™  
 GENERAL PURPOSE HAZARDOUS LOCATION  
 GENERAL PURPOSE AUTOMOTIVE DUTY  
 COOLING TOWER DUTY  
 HAZARDOUS LOCATION  
 C-FACE MOTORS  
 VARIABLE SPEED MOTORS AND DRIVES

(continued)

CTE

HP	RPM	Voltage	Frame	Catalog Number	List	Discount Symbol	SF	"C" Dim. (inches)	Ship Wt. (lbs)	NEMA Nom. Eff.	Full Load Amps	Notes
125	3600	460 & 380	444TS	H125P1FS	\$16,545	DS-3HD	1.15	41.7	1660	95.8	142	02
	3600	575	444TS	H125P1GS	\$16,545	DS-3HD	1.15	41.7	1660	95.8	114	02,03
	1800	460 & 380	444T	H125P2F	\$14,102	DS-3HD	1.15	45.4	1575	95.4	144	02,03
	1800	460 & 380	444T	H125P2FB	\$14,102	DS-3XE	1.15	45.8	1575	95.4	144	02,09
	1800	460 & 380	444TS	H125P2FS	\$14,102	DS-3HD	1.15	41.7	1575	95.4	144	02
	1800	575	444T	H125P2G	\$14,102	DS-3HD	1.15	45.8	1575	95.4	116	02
	1800	575	444TS	H125P2GS	\$14,102	DS-3HD	1.15	41.7	1575	95.4	116	02
	1200	460 & 380	445T	H125P3F	\$19,123	DS-3HD	1.15	45.8	1700	95.4	151	02,03
	1200	460 & 380	445T	H125P3FB	\$19,123	DS-3HD	1.15	45.8	1650	95.4	151	02,09
	1200	575	445T	H125P3G	\$19,123	DS-3HD	1.15	45.8	1650	95.4	123	02
	1200	575	445T	H125P3GB	\$20,273	DS-3HD	1.15	45.8	1650	95.4	123	02,09
	150	3600	460 & 380	445TS	H150P1FS	\$20,361	DS-3HD	1.15	41.7	1700	95.8	171
3600		575	445TS	H150P1GS	\$20,361	DS-3HD	1.15	41.7	1700	95.4	137	02,03
1800		460 & 380	445T	H150P2F	\$16,738	DS-3HD	1.15	45.8	1650	95.8	171	02,03
1800		460 & 380	445T	H150P2FB	\$16,738	DS-3HD	1.15	45.8	1700	95.8	171	
1800		460 & 380	445TS	H150P2FS	\$16,738	DS-3HD	1.15	41.7	1650	95.8	171	02
1800		575	445T	H150P2G	\$16,738	DS-3HD	1.15	45.8	1650	95.8	137	02
1800		575	445TS	H150P2GS	\$16,738	DS-3HD	1.15	41.7	1650	95.8	137	02
1200		460 & 380	447T	H150P3F	\$21,964	DS-3HD	1.15	48.9	2025	95.8	181	02,03
1200		460 & 380	447T	H150P3FB	\$21,964	DS-3HD	1.15	49.3	2000	95.8	181	02,09
1200		575	447T	H150P3G	\$21,964	DS-3HD	1.15	48.9	2000	95.8	145	02
1200		575	447T	H150P3GB	\$23,514	DS-3HD	1.15	49.3	2000	95.8	145	02,09
200		3600	460 & 380	447TS	H200P1FS	\$25,731	DS-3HD	1.15	45.2	2025	96.2	217
	3600	575	447TS	H200P1GS	\$25,731	DS-3HD	1.15	45.2	2025	95.8	173	02,03
	1800	460 & 380	447T	H200P2F	\$20,393	DS-3HD	1.15	48.9	2150	96.2	224	02,03
	1800	460 & 380	447T	H200P2FB	\$20,393	DS-3HD	1.15	49.3	2150	96.2	224	02,09
	1800	460 & 380	447TS	H200P2FS	\$20,393	DS-3HD	1.15	45.8	2150	96.2	224	02
	1800	575	447T	H200P2G	\$20,393	DS-3HD	1.15	48.9	2150	96.2	181	02
	1800	575	447TS	H200P2GS	\$20,393	DS-3HD	1.15	45.8	2150	96.2	181	02

Note 02 Suitable for Wye-Delta start on voltages shown  
 Note 03 60/50 Hz rated with no derate on HP; 230/460 volt 60 Hz ratings operate on 190/380 volt 50 Hz, 460V 60 Hz ratings operate on 380V 50 Hz; Full 60 & 50 Hz data on Nameplate

Note 09 Cylindrical Roller Bearing

# General Purpose Three Phase, Totally Enclosed Fan Cooled (TEFC) World Motor HOSTILE DUTY® NEMA®† Premium Efficient C-Face

## APPLICATIONS:

For pulp & paper plants, saw mills, mines, foundries, chemical plants, waste management facilities, and other process-related industries requiring protection within harsh operating conditions.

## FEATURES:

- Class F Insulation, Class B Rise At Full Load On 60 Hertz Sine Wave Power
- Corrosion Resistant Mill & Chemical Duty Paint
- Cast Iron Frame, Cast Iron End Brackets
- Stainless Steel Nameplate (with CE Mark) & Zinc Plated Hardware
- IP54 Protection
- Dual Voltage 230/460 Volts (1-100 HP)
- 40°C Ambient, NEMA®† Design B Performance On 60 Hz Sine Wave Power
- Regreaseable Ball Bearings 250 Frame & Up, Lifting Provisions
- Double Shielded Bearings 140-360, Open On 400-440
- Pulley End Clamping Plate
- 1.15 Service Factor @ 60 Hz
- Suitable for 20:1 (3-60hz) Variable Torque; 5:1 (12-60hz) Constant Torque Non Inverter Power
- Steel Fan Cover & Conduit Box
- Field Convertible To F2 Mounting
- Condensation Drains With Plastic Plugs
- Conversion Kits: All Cast Iron Upgrade, C&D Flanges, Canopy Kits
- Self-Certified Class I, Division 2, Groups A, B, C, & D

HP	RPM	Voltage	Frame	Catalog Number	List	Discount Symbol	SF	"C" Dim. (inches)	Ship Wt. (lbs)	Full Load Eff.	Full Load Amps	Notes
1	1800	230/460	143TC	HD1P2EC	\$556	DS-3HDW	1.15	14.0	60	85.5	3/1.5	105,G
	1200	230/460	145TC	HD1P3EC	\$683	DS-3HDW	1.15	14.0	70	82.5	3.7/1.8	105,G
1 1/2	3600	230/460	143TC	HD32P1EC	\$608	DS-3HDW	1.15	14.0	50	84.0	3.9/1.9	105,G
	1800	230/460	145TC	HD32P2EC	\$587	DS-3HDW	1.15	14.0	70	86.5	4.1/2.1	105,G
	1200	230/460	182TC	HD32P3EC	\$792	DS-3HDW	1.15	17.1	90	87.5	4.5/2.2	105,G
2	3600	230/460	145TC	HD2P1EC	\$628	DS-3HDW	1.15	14.0	50	85.5	5/2.5	105,G
	1800	230/460	145TC	HD2P2EC	\$636	DS-3HDW	1.15	14.0	70	86.5	5.3/2.7	105,G
	1200	230/460	184TC	HD2P3EC	\$885	DS-3HDW	1.15	17.1	110	88.5	6.2/3.1	105,G
3	3600	230/460	182TC	HD3P1EC	\$749	DS-3HDW	1.15	17.1	80	86.5	8.2/4.1	105,G
	1800	230/460	182TC	HD3P2EC	\$720	DS-3HDW	1.15	17.1	100	89.5	7.8/3.9	105,G
	1200	230/460	213TC	HD3P3EC	\$1,095	DS-3HDW	1.15	20.4	170	89.5	8.6/4.3	105,G
5	3600	230/460	184TC	HD5P1EC	\$864	DS-3HDW	1.15	17.1	90	88.5	12.3/6.1	105,G
	1800	230/460	184TC	HD5P2EC	\$803	DS-3HDW	1.15	17.1	110	89.5	12.7/6.3	105,G
	1200	230/460	215TC	HD5P3EC	\$1,339	DS-3HDW	1.15	20.4	180	89.5	14.2/7.1	105,G
7 1/2	3600	230/460	213TC	HD7P1EC	\$1,110	DS-3HDW	1.15	20.4	140	89.5	18.1/9	105,G
	1800	230/460	213TC	HD7P2EC	\$1,071	DS-3HDW	1.15	20.4	160	91.7	19.1/9.6	105,G
	1200	230/460	254TC	HD7P3EC	\$1,804	DS-3HDW	1.15	25.4	250	91.0	18.8/9.4	02,105,G
10	3600	230/460	215TC	HD10P1EC	\$1,269	DS-3HDW	1.15	20.4	160	90.2	23.5/11.8	105,G
	1800	230/460	215TC	HD10P2EC	\$1,297	DS-3HDW	1.15	20.4	180	91.7	25.7/12.8	105,G
	1200	230/460	256TC	HD10P3EC	\$2,111	DS-3HDW	1.15	25.4	270	91.0	24.9/12.4	02,105,G
15	3600	230/460	254TC	HD15P1EC	\$1,743	DS-3HDW	1.15	25.4	260	91.0	34/17.2	02,105,G
	1800	230/460	254TC	HD15P2EC	\$1,703	DS-3HDW	1.15	25.4	260	92.4	40-36/18	02,105,G
	1200	230/460	284TC	HD15P3EC	\$2,858	DS-3HDW	1.15	27.5	330	91.7	37/18.5	02,105,G
20	3600	230/460	256TC	HD20P1EC	\$2,119	DS-3HDW	1.15	25.4	270	91.0	46/23	02,105,G
	1800	230/460	256TC	HD20P2EC	\$2,076	DS-3HDW	1.15	25.4	290	93.0	47/23.7	02,105,G
	1200	230/460	286TC	HD20P3EC	\$3,444	DS-3HDW	1.15	27.5	370	91.7	49/24.4	02,105,G
25	3600	230/460	284TSC	HD25P1ESC	\$2,611	DS-3HDW	1.15	26.1	320	91.7	58/28.8	02,105,G
	1800	230/460	284TC	HD25P2EC	\$2,536	DS-3HDW	1.15	27.5	350	93.6	58/29.2	02,105,G
30	3600	230/460	286TSC	HD30P1ESC	\$3,072	DS-3HDW	1.15	26.1	320	91.7	69/35	02,105,G
	1800	230/460	286TC	HD30P2EC	\$2,955	DS-3HDW	1.15	27.5	360	93.6	70/35	02,105,G
40	1800	230/460	324TC	HD40P2EC	\$3,569	DS-3HDW	1.15	30.1	470	94.1	92/46	02,105,G
50	1800	230/460	326TC	HD50P2EC	\$4,334	DS-3HDW	1.15	30.1	570	94.5	112/56	02,105,G
60	1800	230/460	364TC	HD60P2EC	\$6,124	DS-3HDW	1.15	32.3	660	95.0	137/68	02,105,G
75	1800	230/460	365TC	HD75P2EC	\$7,340	DS-3HDW	1.15	32.3	720	95.4	170/85	02,105,G
100	1800	230/460	405TC	HD100P2EC	\$9,491	DS-3HDW	1.15	37.7	1000	95.4	229/115	02,105,G

Note 02 Suitable for Wye-Delta start on voltages shown  
 Note G 60/50 Hz rated with no derate on HP; 230/460 volt 60 Hz ratings operate on 200/400 volt 50 Hz, 460V 60 Hz ratings operate on 400V 50 Hz; Full 60 & 50 Hz data on Nameplate

Note 105 208 Volt Suitable

# General Purpose Three Phase, Totally Enclosed Fan Cooled (TEFC) HOSTILE DUTY® NEMA®† Premium Efficient, C-Face



## APPLICATIONS:

For pulp & paper plants, saw mills, mines, foundries, chemical plants, waste management facilities, and other process-related industries requiring protection within harsh operating conditions.

## FEATURES:

- Class F Insulation, Class B Rise At Full Load On 60 Hertz Sine Wave Power
- Cast Iron Frame (140: Rolled Steel), Cast Iron End Brackets
- Stainless Steel Nameplate (with CE Mark) & Zinc Plated Hardware
- Shaft Slinger On Pulley End For IP54 Protection
- Dual Voltage 230/460 Volts (1-100 HP)
- 40°C Ambient, NEMA®† Design B Performance On 60 Hz Sine Wave Power
- Regreasable Ball Bearings 250 Frame & Up, Lifting Provisions 180 Frame & Up
- Double Shielded Bearings 140-360, Open On 400-440
- 1.15 Service Factor @ 60 Hz
- Steel Fan Cover & Conduit Box
- Field Convertible To F2 Mounting 180 Frame & Larger
- Condensation Drains With Plastic Plugs
- Conversion Kits: All Cast Iron Upgrade, C&D Flanges, Canopy Kits (except 320-360)

HP	RPM	Voltage	Frame	Catalog Number	List	Discount Symbol	SF	"C" Dim. (inches)	Ship Wt. (lbs)	NEMA Nom. Eff.	Full Load Amps	Notes
1	1800	208-230/460	143TC	H1P2DC	\$592	DS-3HD	1.15	12.9	65	85.5	3.1-3/1.5	03
	1200	208-230/460	145TC	H1P3DC	\$770	DS-3HD	1.15	12.8	65	82.5	3.6-3.5/1.8	03
1 1/2	3600	208-230/460	143TC	H32P1DC	\$667	DS-3HD	1.15	12.8	65	84.0	4.2-3.9/2	03
	1800	208-230/460	145TC	H32P2DC	\$646	DS-3HD	1.15	12.8	70	86.5	4.5-4.3/2.1	03
	1200	208-230/460	182TC	H32P3DC	\$845	DS-3HD	1.15	16.8	100	87.5	4.8-4.7/2.3	03
2	3600	208-230/460	145TC	H2P1DC	\$775	DS-3HD	1.15	12.8	70	86.5	5.4-4.9/2.4	03
	1800	208-230/460	145TC	H2P2DC	\$698	DS-3HD	1.15	12.8	70	86.5	5.9-5.7/2.9	03
	1200	208-230/460	184TC	H2P3DC	\$930	DS-3HD	1.15	16.8	110	88.5	6.4-6.2/3.1	03
3	3600	208-230/460	182TC	H3P1DC	\$860	DS-3HD	1.25	16.8	100	87.5	8.4-7.8/3.9	03
	1800	208-230/460	182TC	H3P2DC	\$772	DS-3HD	1.15	16.8	100	89.5	8.4-7.8/3.9	03
	1200	208-230/460	213TC	H3P3DC	\$1,150	DS-3HD	1.15	19.1	160	89.5	9.3-8.8/4.4	03
5	3600	208-230/460	184TC	H5P1DC	\$1,056	DS-3HD	1.25	16.8	110	88.5	13.4-12.2/6.1	03
	1800	208-230/460	184TC	H5P2DC	\$882	DS-3HD	1.25	16.8	110	87.5	13.9-12.9/13.9	03
	1200	208-230/460	215TC	H5P3DC	\$1,597	DS-3HD	1.15	20.6	175	90.2	15-14/7	03
7 1/2	3600	208-230/460	213TC	H7P1DC	\$1,306	DS-3HD	1.15	19.1	160	91.0	19.9-17.8/8.9	03
	1800	208-230/460	213TC	H7P2DC	\$1,192	DS-3HD	1.15	19.1	160	91.7	20.1-18.6/9.3	03
	1200	208-230/460	254TC	H7P3DC	\$2,147	DS-3HD	1.15	23.1	300	91.7	20.6-18.8/9.4	02,03
10	3600	208-230/460	215TC	H10P1DC	\$1,511	DS-3HD	1.15	20.6	175	91.0	26.4-23.5/11.8	03
	1800	208-230/460	215TC	H10P2DC	\$1,416	DS-3HD	1.15	20.6	175	91.7	26.5-23.9/12	03
	1200	208-230/460	256TC	H10P3DC	\$2,558	DS-3HD	1.15	24.9	340	91.7	27.1-24.6/12.3	02,03
15	3600	208-230/460	254TC	H15P1DC	\$2,174	DS-3HD	1.00	23.1	300	91.0	39-35/17.4	02,03
	1800	208-230/460	254TC	H15P2DC	\$1,973	DS-3HD	1.25	26.1	300	92.4	40-36/18.2	02,03
	1200	208-230/460	284TC	H15P3DC	\$3,563	DS-3HD	1.15	27.0	380	91.7	41-37/18.4	02,03
20	3600	208-230/460	256TC	H20P1DC	\$2,650	DS-3HD	1.15	24.9	340	91.0	53-46/23.1	02,03
	1800	208-230/460	256TC	H20P2DC	\$2,391	DS-3HD	1.15	26.1	340	93.0	53-47/23.5	02,03
	1200	208-230/460	286TC	H20P3DC	\$4,266	DS-3HD	1.00	27.0	410	91.7	54-49/24.5	02,03
25	3600	208-230/460	284TSC	H25P1DSC	\$3,268	DS-3HD	1.15	25.6	380	91.7	66-57/28.7	02,03
	1800	208-230/460	284TC	H25P2DC	\$2,890	DS-3HD	1.15	27.0	380	93.6	64-58/28.9	02,03
30	3600	208-230/460	286TSC	H30P1DSC	\$3,791	DS-3HD	1.15	25.6	410	91.7	79-69/34	02,03
	1800	208-230/460	286TC	H30P2DC	\$3,333	DS-3HD	1.00	27.0	410	93.6	77-69/34	02,03
40	1800	230/460	324TC	H40P2EC	\$4,584	DS-3HD	1.15	30.6	600	94.1	90/45	02,03
50	1800	230/460	326TC	H50P2EC	\$5,506	DS-3HD	1.15	30.6	625	94.5	112/56	02,03
60	1800	230/460	364TC	H60P2EC	\$7,811	DS-3HD	1.15	32.6	740	95.0	136/68	02,03
75	1800	230/460	365TC	H75P2EC	\$9,776	DS-3HD	1.15	32.6	910	95.4	169/85	02,03
100	1800	230/460	405TC	H100P2EC	\$12,009	DS-3HD	1.15	39.9	1180	95.4	225/113	02,03

Note 02 Suitable for Wye-Delta start on voltages shown  
 Note 03 60/50 Hz rated with no derate on HP; 230/460 volt 60 Hz ratings operate on 190/380 volt 50 Hz, 460V 60 Hz ratings operate on 380V 50 Hz;  
 Full 60 & 50 Hz data on Nameplate

GENERAL PURPOSE UNIMOUNT™  
 GENERAL PURPOSE C-FACE  
 GENERAL PURPOSE HOSTILE DUTY  
 GENERAL PURPOSE CORRO-DUTY™  
 GENERAL PURPOSE 84 PLUS™  
 GENERAL PURPOSE OPEN DRIPROOF™  
 GENERAL PURPOSE HAZARDOUS LOCATION™  
 GENERAL PURPOSE AUTOMOTIVE DUTY™  
 COOLING TOWER DUTY™  
 HAZARDOUS LOCATION™  
 C-FACE MOTORS™  
 VARIABLE SPEED MOTORS AND DRIVES™

# General Purpose Three Phase, Totally Enclosed Fan Cooled (TEFC) World Motor CORRO-DUTY® NEMA®+ Premium Efficient

## APPLICATIONS:

For pulp & paper, mill & chemical and any other severe duty environments found in the process industries.

## FEATURES:

- Class F Insulation, Class B Rise At Full Load On 60 Hertz Sine Wave Power
- All Cast Iron Construction
- Corrosion Resistant Mill & Chemical Duty Paint
- Stainless Steel Nameplate (with CE Mark) & Zinc Plated Hardware
- Dual Bearing Seals On Pulley End For IP55 Protection
- Dual Voltage 230/460 Volts (1-100 HP)
- Precision Balance (< 0.08 In/Sec Vibration)
- NEMA®+ Design B Performance On 60 Hz Sine Wave Power
- 1.15 Service Factor @ 60 Hz
- Self-Certified Class I, Division 2, Groups A, B, C, & D
- Suitable for 20:1 (3-60hz) Variable Torque; 5:1 (12-60hz) Constant Torque On Inverter Power
- Regreasable Open Bearings
- Lifting Provisions, Epoxy Coated Rotor
- Field Convertible To F2 Mounting
- Brass Breather Condensation Drains
- Oversized Conduit Box - 1 Size Larger Than NEMA Standard
- Cast Iron Inner Bearing Caps
- Conversion Kits: C&D Flanges, Canopy Kits

HP	RPM	Voltage	Frame	Catalog Number	List	Discount Symbol	SF	"C" Dim. (inches)	Ship Wt. (lbs)	Full Load Eff.	Full Load Amps	Notes
1	1800	230/460	143T	CD1P2E	\$553	DS-3CEW	1.15	13.7	70	85.5	3/1.5	105,G
	1800	575	143T	CD1P2G	\$553	DS-3CEW	1.15	13.7	70	85.5	1.2	
	1200	230/460	145T	CD1P3E	\$705	DS-3CEW	1.15	13.7	80	82.5	3.7/1.8	105,G
	1200	575	145T	CD1P3G	\$705	DS-3CEW	1.15	13.7	80	82.5	1.4	
1 1/2	3600	230/460	143T	CD32P1E	\$616	DS-3CEW	1.15	13.7	60	84.0	3.9/1.9	105,G
	3600	575	143T	CD32P1G	\$616	DS-3CEW	1.15	13.7	60	84.0	1.6	
	1800	230/460	145T	CD32P2E	\$591	DS-3CEW	1.15	13.7	80	86.5	4.1/2.1	105,G
	1800	575	145T	CD32P2G	\$591	DS-3CEW	1.15	13.7	80	86.5	1.6	
	1200	230/460	182T	CD32P3E	\$813	DS-3CEW	1.15	16.4	100	87.5	4.5/2.2	105,G
	1200	575	182T	CD32P3G	\$813	DS-3CEW	1.15	16.4	100	87.5	1.8	
2	3600	230/460	145T	CD2P1E	\$640	DS-3CEW	1.15	13.7	60	85.5	5/2.5	105,G
	3600	575	145T	CD2P1G	\$640	DS-3CEW	1.15	13.7	60	86.5	2	
	1800	230/460	145T	CD2P2E	\$649	DS-3CEW	1.15	13.7	80	86.5	5.3/2.7	105,G
	1800	575	145T	CD2P2G	\$649	DS-3CEW	1.15	13.7	80	86.5	2.1	
	1200	230/460	184T	CD2P3E	\$955	DS-3CEW	1.15	16.4	110	88.5	6.2/3.1	105,G
	1200	575	184T	CD2P3G	\$955	DS-3CEW	1.15	16.4	110	88.5	2.5	
3	3600	230/460	182T	CD3P1E	\$742	DS-3CEW	1.15	16.4	80	86.5	8.2/4.1	105,G
	3600	575	182T	CD3P1G	\$742	DS-3CEW	1.15	16.4	80	86.5	3.3	
	1800	230/460	182T	CD3P2E	\$709	DS-3CEW	1.15	16.4	100	89.5	7.8/3.9	105,G
	1800	575	182T	CD3P2G	\$709	DS-3CEW	1.15	16.4	100	89.5	3.1	
	1200	230/460	213T	CD3P3E	\$1,264	DS-3CEW	1.15	19.7	170	89.5	8.6/4.3	105,G
	1200	575	213T	CD3P3G	\$1,264	DS-3CEW	1.15	19.7	170	90.2	3.5	
5	3600	230/460	184T	CD5P1E	\$881	DS-3CEW	1.15	16.4	100	88.5	12.3/6.1	105,G
	3600	575	184T	CD5P1G	\$881	DS-3CEW	1.15	16.4	100	88.5	4.9	
	1800	230/460	184T	CD5P2E	\$808	DS-3CEW	1.15	16.4	110	89.5	12.7/6.3	105,G
	1800	575	184T	CD5P2G	\$808	DS-3CEW	1.15	16.4	110	89.5	5.1	
	1200	230/460	215T	CD5P3E	\$1,629	DS-3CEW	1.15	19.7	180	89.5	14.2/7.1	105,G
	1200	575	215T	CD5P3G	\$1,629	DS-3CEW	1.15	19.7	180	89.5	5.7	
7 1/2	3600	230/460	213T	CD7P1E	\$1,098	DS-3CEW	1.15	19.7	140	89.5	18.1/9	105,G
	3600	575	213T	CD7P1G	\$1,098	DS-3CEW	1.15	19.7	140	89.5	7.2	
	1800	230/460	213T	CD7P2E	\$1,055	DS-3CEW	1.15	19.7	170	91.7	19.1/9.6	105,G
	1800	575	213T	CD7P2G	\$1,055	DS-3CEW	1.15	19.7	170	91.7	7.8	
	1200	230/460	254T	CD7P3E	\$1,854	DS-3CEW	1.15	25.1	250	91.0	18.8/9.4	105,G
	1200	575	254T	CD7P3G	\$1,854	DS-3CEW	1.15	25.1	250	91.0	7.6	
10	3600	230/460	215T	CD10P1E	\$1,444	DS-3CEW	1.15	19.7	160	90.2	23.5/11.8	105,G
	3600	575	215T	CD10P1G	\$1,444	DS-3CEW	1.15	19.7	160	90.2	9.3	
	1800	230/460	215T	CD10P2E	\$1,314	DS-3CEW	1.15	19.7	180	91.7	25.7/12.8	105,G
	1800	575	215T	CD10P2G	\$1,314	DS-3CEW	1.15	19.7	180	91.7	10.3	
	1200	230/460	256T	CD10P3E	\$2,246	DS-3CEW	1.15	25.1	280	91.0	24.9/12.4	105,G
	1200	575	256T	CD10P3G	\$2,246	DS-3CEW	1.15	25.1	280	91.0	10	
15	3600	230/460	254T	CD15P1E	\$1,804	DS-3CEW	1.15	25.1	270	91.0	35/17.4	105,G
	3600	575	254T	CD15P1G	\$1,804	DS-3CEW	1.15	25.1	270	91.0	13.9	105,G
	1800	230/460	254T	CD15P2E	\$1,757	DS-3CEW	1.15	25.1	270	92.4	40-36/18	105,G
	1800	575	254T	CD15P2G	\$1,757	DS-3CEW	1.15	25.1	270	92.4	14.5	
	1200	230/460	284T	CD15P3E	\$2,984	DS-3CEW	1.15	27.7	340	91.7	37/18.5	105,G
	1200	575	284T	CD15P3G	\$2,984	DS-3CEW	1.15	27.7	340	91.7	14.7	



# General Purpose Three Phase, Totally Enclosed Fan Cooled (TEFC) World Motor CORRO-DUTY® NEMA®+ Premium Efficient

(continued)

HP	RPM	Voltage	Frame	Catalog Number	List	Discount Symbol	SF	"C" Dim. (inches)	Ship Wt. (lbs)	Full Load Eff.	Full Load Amps	Notes
20	3600	230/460	256T	CD20P1E	\$2,236	DS-3CEW	1.15	25.1	270	91.0	46/23	105,G
	3600	575	256T	CD20P1G	\$2,236	DS-3CEW	1.15	25.1	280	91.0	18.4	
	1800	230/460	256T	CD20P2E	\$2,186	DS-3CEW	1.15	25.1	300	93.0	47/23.7	105,G
	1800	575	256T	CD20P2G	\$2,186	DS-3CEW	1.15	25.1	300	93.0	18.9	
	1200	230/460	286T	CD20P3E	\$3,537	DS-3CEW	1.15	27.7	370	91.7	49/24.4	105,G
	1200	575	286T	CD20P3G	\$3,537	DS-3CEW	1.15	27.7	370	91.7	19.6	
25	3600	230/460	284TS	CD25P1ES	\$2,542	DS-3CEW	1.15	26.3	350	91.7	58/28.8	105,G
	3600	460	284TS	CD25P1FS	\$2,542	DS-3CEW	1.15	26.3	330	91.7	28.8	G
	3600	575	284TS	CD25P1GS	\$2,542	DS-3CEW	1.15	26.3	330	91.7	23	
	1800	230/460	284T	CD25P2E	\$2,459	DS-3CEW	1.15	27.7	360	93.6	58/29.2	105,G
	1800	460	284T	CD25P2F	\$2,459	DS-3CEW	1.15	27.7	360	93.6	29.2	G
	1800	575	284T	CD25P2G	\$2,459	DS-3CEW	1.15	27.7	360	93.6	23.3	
	1200	230/460	324T	CD25P3E	\$4,418	DS-3CEW	1.15	30.1	540	93.0	59/29.3	105,G
	1200	460	324T	CD25P3F	\$4,418	DS-3CEW	1.15	30.3	540	93.0	29.3	G
	1200	575	324T	CD25P3G	\$4,418	DS-3CEW	1.15	30.3	540	93.0	23.4	
	30	3600	230/460	286TS	CD30P1ES	\$3,050	DS-3CEW	1.15	26.3	325	91.7	69/35
3600		460	286TS	CD30P1FS	\$3,050	DS-3CEW	1.15	26.3	330	91.7	35	G
3600		575	286TS	CD30P1GS	\$3,050	DS-3CEW	1.15	26.3	330	91.7	27.7	
1800		230/460	286T	CD30P2E	\$2,920	DS-3CEW	1.15	27.7	370	93.6	70/35	105,G
1800		460	286T	CD30P2F	\$2,920	DS-3CEW	1.15	27.7	370	93.6	35	G
1800		575	286T	CD30P2G	\$2,920	DS-3CEW	1.15	27.7	370	93.6	28.1	
1200		230/460	326T	CD30P3E	\$5,025	DS-3CEW	1.15	30.1	565	93.0	70/35	105,G
1200		460	326T	CD30P3F	\$5,025	DS-3CEW	1.15	30.3	560	92.4	35	G
1200		575	326T	CD30P3G	\$5,025	DS-3CEW	1.15	30.3	560	93.0	28	
40		3600	230/460	324TS	CD40P1ES	\$3,595	DS-3CEW	1.15	28.8	485	92.4	92/46
	3600	460	324TS	CD40P1FS	\$3,595	DS-3CEW	1.15	28.8	460	92.4	46	G
	3600	575	324TS	CD40P1GS	\$3,595	DS-3CEW	1.15	28.8	460	92.4	37	
	1800	230/460	324T	CD40P2E	\$3,486	DS-3CEW	1.15	30.3	505	94.1	92/46	105,G
	1800	460	324T	CD40P2F	\$3,486	DS-3CEW	1.15	30.3	490	94.1	46	G
	1800	575	324T	CD40P2G	\$3,486	DS-3CEW	1.15	30.3	490	94.1	37	
	1200	230/460	364T	CD40P3E	\$5,568	DS-3CEW	1.15	32.4	690	94.1	94/47	105,G
	1200	460	364T	CD40P3F	\$5,568	DS-3CEW	1.15	32.4	690	94.1	47	G
	1200	575	364T	CD40P3G	\$5,568	DS-3CEW	1.15	32.4	690	94.1	37	
50	3600	230/460	326TS	CD50P1ES	\$4,817	DS-3CEW	1.15	28.8	545	93.0	112/56	105,G
	3600	460	326TS	CD50P1FS	\$4,817	DS-3CEW	1.15	28.8	520	93.0	56	G
	3600	575	326TS	CD50P1GS	\$4,817	DS-3CEW	1.15	28.8	520	93.0	45	
	1800	230/460	326T	CD50P2E	\$4,327	DS-3CEW	1.15	30.3	590	94.5	112/56	105,G
	1800	460	326T	CD50P2F	\$4,327	DS-3CEW	1.15	30.3	600	94.5	56	G
	1800	575	326T	CD50P2G	\$4,327	DS-3CEW	1.15	30.3	600	94.5	45	
	1200	230/460	365T	CD50P3E	\$6,925	DS-3CEW	1.15	32.4	730	94.1	117/59	105,G
	1200	460	365T	CD50P3F	\$6,925	DS-3CEW	1.15	32.4	730	94.1	59	G
	1200	575	365T	CD50P3G	\$6,925	DS-3CEW	1.15	32.4	730	94.1	47	
60	3600	460	364TS	CD60P1FS	\$6,194	DS-3CEW	1.15	30.3	620	93.6	69	G
	3600	575	364TS	CD60P1GS	\$6,194	DS-3CEW	1.15	30.3	620	93.6	55	
	1800	230/460	364T	CD60P2E	\$6,044	DS-3CEW	1.15	32.4	700	95.0	137/68	105,G
	1800	460	364T	CD60P2F	\$6,044	DS-3CEW	1.15	32.4	700	95.0	68	G
	1800	575	364T	CD60P2G	\$6,044	DS-3CEW	1.15	32.4	700	95.0	55	
	1200	460	404T	CD60P3F	\$8,147	DS-3CEW	1.15	37.8	1020	94.5	71	G
	1200	575	404T	CD60P3G	\$8,147	DS-3CEW	1.15	37.8	1020	94.5	57	
75	3600	460	365TS	CD75P1FS	\$7,976	DS-3CEW	1.00	30.3	710	94.1	83	G
	3600	575	365TS	CD75P1GS	\$7,976	DS-3CEW	1.15	30.3	710	94.1	66	
	1800	230/460	365T	CD75P2E	\$7,392	DS-3CEW	1.15	32.4	750	95.4	170/85	105,G
	1800	460	365T	CD75P2F	\$7,392	DS-3CEW	1.15	32.4	750	95.4	85	G
	1800	575	365T	CD75P2G	\$7,392	DS-3CEW	1.15	32.4	750	95.4	68	
	1200	460	405T	CD75P3F	\$9,692	DS-3CEW	1.15	37.8	1040	94.5	89	G
	1200	460	405T	CD75P3FB	\$9,692	DS-3CEW	1.15	37.8	1040	94.5	89	09,G
	1200	575	405T	CD75P3G	\$9,692	DS-3CEW	1.15	37.8	1040	94.5	71	

GENERAL PURPOSE UNIMOUNT™  
GENERAL PURPOSE C-FACE  
GENERAL PURPOSE HOSTILE DUTY  
GENERAL PURPOSE CORRO-DUTY™  
GENERAL PURPOSE 84 PLUS™  
GENERAL PURPOSE OPEN DRIPROOF™  
GENERAL PURPOSE HAZARDOUS LOCATION  
GENERAL PURPOSE AUTOMOTIVE DUTY  
COOLING TOWER DUTY  
HAZARDOUS LOCATION  
C-FACE MOTORS  
VARIABLE SPEED MOTORS AND DRIVES

## General Purpose Three Phase, Totally Enclosed Fan Cooled (TEFC) World Motor CORRO-DUTY® NEMA®+ Premium Efficient

(continued)

HP	RPM	Voltage	Frame	Catalog Number	List	Discount Symbol	SF	"C" Dim. (inches)	Ship Wt. (lbs)	Full Load Eff.	Full Load Amps	Notes
100	3600	460	405TS	CD100P1FS	\$10,692	DS-3CEW	1.15	34.8	970	94.1	114	G
	3600	575	405TS	CD100P1GS	\$10,692	DS-3CEW	1.15	34.8	970	94.1	91	
	1800	460	405T	CD100P2F	\$9,692	DS-3CEW	1.15	37.8	1060	95.4	115	G
	1800	460	405T	CD100P2FB	\$9,692	DS-3CEW	1.15	37.8	1060	95.4	115	09,G
	1800	460	405TS	CD100P2FS	\$9,692	DS-3CEW	1.15	34.8	1060	95.4	115	G
	1800	575	405T	CD100P2G	\$9,692	DS-3CEW	1.15	37.8	1060	95.4	91	
	1200	460	444T	CD100P3F	\$12,657	DS-3CEW	1.15	44.5	1570	95.0	120	G
	1200	460	444T	CD100P3FB	\$12,657	DS-3CEW	1.15	44.5	1570	95.0	120	09,G
	1200	575	444T	CD100P3G	\$12,657	DS-3CEW	1.15	44.5	1570	95.0	95	
125	3600	460	444TS	CD125P1FS	\$13,023	DS-3CEW	1.15	40.8	1430	95.0	142	G
	3600	575	444TS	CD125P1GS	\$13,023	DS-3CEW	1.15	40.8	1430	95.0	113	
	1800	460	444T	CD125P2F	\$12,231	DS-3CEW	1.15	44.5	1390	95.8	141	G
	1800	460	444T	CD125P2FB	\$12,231	DS-3CEW	1.15	44.5	1390	95.8	141	09,G
	1800	460	444TS	CD125P2FS	\$12,231	DS-3CEW	1.15	40.8	1390	95.8	141	G
	1800	575	444T	CD125P2G	\$12,231	DS-3CEW	1.15	44.5	1390	95.4	114	
	1200	460	445T	CD125P3F	\$15,719	DS-3CEW	1.15	44.5	1620	95.0	153	G
	1200	460	445T	CD125P3FB	\$15,719	DS-3CEW	1.15	44.5	1620	95.0	153	09,G
	1200	575	445T	CD125P3G	\$15,719	DS-3CEW	1.15	44.5	1620	95.0	125	
150	3600	460	445TS	CD150P1FS	\$16,509	DS-3CEW	1.15	40.8	1530	95.0	167	G
	3600	575	445TS	CD150P1GS	\$16,509	DS-3CEW	1.15	40.8	1530	95.0	133	
	1800	460	445T	CD150P2F	\$14,730	DS-3CEW	1.15	44.5	1610	95.8	171	G
	1800	460	445T	CD150P2FB	\$14,730	DS-3CEW	1.15	44.5	1610	95.8	171	09,G
	1800	460	445TS	CD150P2FS	\$14,730	DS-3CEW	1.15	40.8	1610	95.8	171	G
	1800	575	445T	CD150P2G	\$14,730	DS-3CEW	1.15	44.5	1610	95.8	136	
	1200	460	447T	CD150P3F	\$17,976	DS-3CEW	1.15	48.0	1890	95.8	179	G
	1200	460	447T	CD150P3FB	\$17,976	DS-3CEW	1.15	48.0	1890	95.8	179	09,G
	1200	575	447T	CD150P3G	\$17,976	DS-3CEW	1.15	48.0	1890	95.8	143	
200	3600	460	447TS	CD200P1FS	\$22,562	DS-3CEW	1.15	44.3	1750	95.4	221	G
	3600	575	447TS	CD200P1GS	\$22,562	DS-3CEW	1.15	44.3	1790	95.4	177	
	1800	460	447T	CD200P2F	\$19,077	DS-3CEW	1.15	48.0	1860	96.2	225	G
	1800	460	447T	CD200P2FB	\$19,077	DS-3CEW	1.15	48.0	1860	96.2	225	09,G
	1800	460	447TS	CD200P2FS	\$19,077	DS-3CEW	1.15	44.3	1860	96.2	225	G
	1800	575	447T	CD200P2G	\$19,077	DS-3CEW	1.15	48.0	1860	96.2	180	
	1200	460	449T	CD200P3F	\$23,753	DS-3CEW	1.15	53.0	2500	95.8	224	G
250	3600	460	449TS	CD250P1FS	\$27,617	DS-3CEW	1.15	49.3	2500	95.8	273	G
	1800	460	449T	CD250P2F	\$24,532	DS-3CEW	1.15	53.0	2500	96.2	273	G
	1800	460	449T	CD250P2FB	\$24,532	DS-3CEW	1.15	53.0	2500	96.2	273	09,G
	1200	460	449T	C250P3C	\$36,281	DS-3CE	1.15	55.1	2800	95.8	280	AP,NWM
300	3600	460	449TS	CD300P1FS	\$33,017	DS-3CEW	1.15	49.3	2500	95.8	327	G
	1800	460	449T	CD300P2F	\$28,342	DS-3CEW	1.15	53.0	2500	96.2	326	G
	1800	460	449T	CD300P2FB	\$28,342	DS-3CEW	1.15	53.0	2500	96.2	326	09,G
	1200	460	449T	C300P3C	\$39,704	DS-3CE	1.15	55.1	2800	95.8	334	AP,NWM
350	3600	460	449TS	C350P1CS	\$40,405	DS-3CE	1.15	51.4	2800	95.8	374	AP,NWM
	1800	460	449T	C350P2C	\$35,135	DS-3CE	1.15	55.1	2400	96.2	381	AP,NWM
	1800	460	449T	C350P2CB	\$35,135	DS-3CE	1.15	55.1	2950	96.2	381	09, AP,NWM
400	3600	460	449TS	C400P1CS	\$50,419	DS-3CE	1.15	51.4	2900	95.8	426	AP,NWM
	1800	460	449T	C400P2C	\$43,843	DS-3CE	1.15	55.1	2400	96.2	434	AP,NWM
	1800	460	449T	C400P2CB	\$43,843	DS-3CE	1.15	55.1	3025	96.2	434	09, AP,NWM

Note 09 Cylindrical Roller Bearing  
 Note 105 208 Volt Suitable  
 Note AP No F2 convertibility

Note G 60/50 Hz rated with no derate on HP; 230/460 volt 60 Hz ratings operate on 200/400 volt 50 Hz, 460V 60 Hz ratings operate on 400V 50 Hz; Full 60 & 50 Hz data on Nameplate

Note NWM Non-World Motor Construction

# General Purpose Three Phase, Totally Enclosed Fan Cooled (TEFC) CORRO-DUTY® NEMA® Premium Efficient



GENERAL PURPOSE UNIMOUNT™

GENERAL PURPOSE C-FACE

GENERAL PURPOSE HOSTILE DUTY

GENERAL PURPOSE CORRO-DUTY™

GENERAL PURPOSE 84 PLUS™

GENERAL PURPOSE OPEN DRIPPROOF

GENERAL PURPOSE HAZARDOUS LOCATION

GENERAL PURPOSE AUTOMOTIVE DUTY

COOLING TOWER DUTY

HAZARDOUS LOCATION

C-FACE MOTORS

VARIABLE SPEED MOTORS AND DRIVES

## APPLICATIONS:

For pulp & paper, mill & chemical and any other severe duty environments found in the process industries.

## FEATURES:

- Class F Insulation, Class B Rise At Full Load On 60 Hertz Sine Wave Power
- All Cast Iron Construction (Steel Frame & Fan Cover On 140 Frame)
- Corrosion Resistant Mill & Chemical Duty Paint
- Stainless Steel Nameplate (with "CE" Mark) & Zinc Plated Hardware
- Shaft Slinger On Pulley End For IP54 Protection
- Precision Balance (< 0.08 In/Sec Vibration)
- 40°C Ambient, NEMA® Design B Performance On 60 Hertz Sine Wave Power
- Regreaseable Bearings 180 Frame & Up, Lifting Provisions 180 Frame & Up
- Double Shielded Bearings 140-360, Open On 400-440
- Oversized Conduit Box - 1 Size Larger Than NEMA® Standard
- Cast Iron Inner Bearing Caps (180 Frame & Larger)
- Field Convertible To F2 Mounting 180 Frame & Larger
- Condensation Drains With Threaded Brass Breather Plugs

HP	RPM	Voltage	Frame	Catalog Number	List	Discount Symbol	SF	"C" Dim. (inches)	Ship Wt (lbs)	NEMA Nom. Eff.	Full Load Amps	Notes
1	1800	230/460	143T	C1P2B	\$563	DS-3CE	1.15	12.6	57	85.5	3/1.5	
	1800	575	143T	C1P2G	\$563	DS-3CE	1.15	12.6	57	85.5	1.1	
	1200	230/460	145T	C1P3B	\$765	DS-3CE	1.15	13.9	77	82.5	3.5/1.8	
	1200	575	145T	C1P3G	\$765	DS-3CE	1.15	13.9	77	82.5	1.4	
	900	230/460	182T	C1P4B	\$1,185	DS-3CE	1.15	16.1	75	74.0	4.5/2.2	
1 1/2	3600	230/460	143T	C32P1B	\$649	DS-3CE	1.15	12.6	57	84.0	3.9/1.9	
	1800	230/460	145T	C32P2B	\$624	DS-3CE	1.15	13.9	72	86.5	4.3/2.1	
	1800	575	145T	C32P2G	\$624	DS-3CE	1.15	13.9	72	86.5	1.7	
	1200	230/460	182T	C32P3B	\$849	DS-3CE	1.25	16.1	100	87.5	4.7/2.3	
	900	230/460	184T	C32P4B	\$1,315	DS-3CE	1.15	16.1	100	80.0	6.2/3.1	
2	3600	230/460	145T	C2P1B	\$771	DS-3CE	1.15	12.6	72	86.5	4.9/2.4	
	1800	230/460	145T	C2P2B	\$684	DS-3CE	1.15	14.2	70	86.5	5.6/2.8	
	1800	575	145T	C2P2G	\$684	DS-3CE	1.15	13.9	72	86.5	2.2	
	1200	230/460	184T	C2P3B	\$945	DS-3CE	1.25	16.1	125	88.5	6.2/3.1	
	1200	575	184T	C2P3G	\$945	DS-3CE	1.15	16.1	110	88.5	2.5	
	900	230/460	213T	C2P4B	\$1,464	DS-3CE	1.15	20.0	117	82.5	7.4/3.7	
3	3600	230/460	182T	C3P1B	\$867	DS-3CE	1.15	16.1	85	87.5	7.8/3.9	
	1800	230/460	182T	C3P2B	\$766	DS-3CE	1.00	16.1	100	89.5	7.8/3.9	
	1800	575	182T	C3P2G	\$766	DS-3CE	1.15	16.1	100	89.5	3.1	
	1200	230/460	213T	C3P3B	\$1,170	DS-3CE	1.15	20.0	190	89.5	8.8/4.4	
	900	230/460	215T	C3P4B	\$1,815	DS-3CE	1.15	20.0	160	84.0	11.3/5.6	
5	3600	230/460	184T	C5P1B	\$1,087	DS-3CE	1.15	16.0	110	89.5	12.2/6.3	
	1800	230/460	184T	C5P2B	\$890	DS-3CE	1.15	16.0	120	89.5	12.5/6.3	
	1800	575	184T	C5P2G	\$890	DS-3CE	1.15	16.0	120	89.5	5	
	1200	230/460	215T	C5P3B	\$1,675	DS-3CE	1.15	20.0	200	90.2	14/7	
	900	230/460	254T	C5P4B	\$2,529	DS-3CE	1.15	25.0	300	89.5	15.2/7.6	
7 1/2	3600	230/460	213T	C7P1B	\$1,347	DS-3CE	1.15	20.0	160	91.0	17.8/8.9	
	1800	230/460	213T	C7P2B	\$1,218	DS-3CE	1.15	20.0	160	91.7	18.6/9.3	
	1800	575	213T	C7P2G	\$1,218	DS-3CE	1.15	20.0	160	91.7	7.5	
	1200	230/460	254T	C7P3B	\$2,236	DS-3CE	1.15	25.0	300	91.0	19/9.5	
	1200	575	254T	C7P3G	\$2,236	DS-3CE	1.15	25.0	300	91.7	7.9	14
10	3600	230/460	215T	C10P1B	\$1,578	DS-3CE	1.15	20.0	185	91.0	23.5/11.8	
	1800	230/460	215T	C10P2B	\$1,471	DS-3CE	1.15	20.0	200	91.7	23.9/12	
	1800	575	215T	C10P2G	\$1,471	DS-3CE	1.15	20.0	200	91.7	9.6	
	1200	230/460	256T	C10P3B	\$2,700	DS-3CE	1.15	25.0	340	91.7	25/12.5	14

Note 14 NEMA Design A

GENERAL PURPOSE  
UNIMOUNT®GENERAL PURPOSE  
C-FACEGENERAL PURPOSE  
HOSTILE DUTYGENERAL PURPOSE  
CORRO-DUTY®GENERAL PURPOSE  
841 PLUS®GENERAL PURPOSE  
OPEN DRIPPROOFGENERAL PURPOSE  
HAZARDOUS LOCATIONGENERAL PURPOSE  
AUTOMOTIVE DUTYCOOLING TOWER  
DUTYHAZARDOUS  
LOCATIONC-FACE  
MOTORSVARIABLE SPEED  
MOTORS AND DRIVES

# General Purpose Three Phase, Totally Enclosed Fan Cooled (TEFC) CORRO-DUTY® NEMA®† Premium Efficient




TCE

(continued)

HP	RPM	Voltage	Frame	Catalog Number	List	Discount Symbol	SF	"C" Dim. (inches)	Ship Wt (lbs)	NEMA Nom. Eff.	Full Load Amps	Notes
15	3600	230/460	254T	C15P1B	\$2,199	DS-3CE	1.15	25.0	300	91.0	35/17.7	14
	1800	230/460	254T	C15P2B	\$1,978	DS-3CE	1.15	25.0	300	92.4	37/18.4	
	1800	575	254T	C15P2G	\$1,978	DS-3CE	1.15	25.0	300	92.4	14.6	
	1200	230/460	284T	C15P3B	\$3,664	DS-3CE	1.15	27.4	380	91.7	37/18.4	
20	3600	230/460	256T	C20P1B	\$2,723	DS-3CE	1.15	25.0	432	91.7	46/23	14
	1800	230/460	256T	C20P2B	\$2,438	DS-3CE	1.15	25.3	340	93.0	47/23.5	
	1800	575	256T	C20P2G	\$2,438	DS-3CE	1.15	25.0	340	93.0	19	
	1200	230/460	286T	C20P3B	\$4,439	DS-3CE	1.15	27.4	410	91.0	49/24.7	
25	3600	460	284TS	C25P1CS	\$3,248	DS-3CE	1.15	26.2	320	92.4	29.8	14
	1800	460	284T	C25P2C	\$2,845	DS-3CE	1.15	27.6	400	93.6	29.6	
	1800	575	284T	C25P2G	\$2,845	DS-3CE	1.15	27.4	380	93.6	23.5	
	1200	460	324T	C25P3C	\$5,137	DS-3CE	1.15	30.8	515	93.0	31	
	1200	575	324T	C25P3G	\$5,137	DS-3CE	1.15	30.8	515	93.0	24.6	
30	3600	460	286TS	C30P1CS	\$3,809	DS-3CE	1.15	26.2	425	91.7	34	
	1800	460	286T	C30P2C	\$3,318	DS-3CE	1.15	27.6	410	93.6	34	
	1800	575	286T	C30P2G	\$3,318	DS-3CE	1.15	27.4	455	93.6	27.6	
	1200	460	326T	C30P3C	\$6,061	DS-3CE	1.15	30.8	595	93.0	37	
	1200	575	326T	C30P3G	\$6,061	DS-3CE	1.15	30.8	595	93.0	29.6	
40	3600	460	324TS	C40P1CS	\$4,922	DS-3CE	1.15	29.3	465	93.0	46	
	1800	460	324T	C40P2C	\$4,332	DS-3CE	1.15	30.8	600	94.1	46	
	1800	575	324T	C40P2G	\$4,332	DS-3CE	1.15	30.8	515	94.1	37	
	1200	460	364T	C40P3C	\$8,163	DS-3CE	1.15	33.2	860	94.1	46	
	1200	575	364T	C40P3G	\$8,163	DS-3CE	1.15	33.2	860	94.1	37	
50	3600	460	326TS	C50P1CS	\$6,333	DS-3CE	1.15	29.3	555	93.0	56	
	1800	460	326T	C50P2C	\$5,319	DS-3CE	1.15	30.8	595	94.5	56	
	1800	575	326T	C50P2G	\$5,319	DS-3CE	1.15	30.8	595	94.5	45	
	1200	460	365T	C50P3C	\$9,405	DS-3CE	1.00	33.2	875	94.1	58	
	1200	575	365T	C50P3G	\$9,405	DS-3CE	1.15	33.2	875	94.1	46	
60	3600	460	364TS	C60P1CS	\$8,454	DS-3CE	1.15	30.9	855	93.6	68	14
	1800	460	364T	C60P2C	\$7,734	DS-3CE	1.15	33.2	855	95.0	69	14
	1800	575	364T	C60P2G	\$7,734	DS-3CE	1.15	33.2	855	95.0	55	14
	1200	460	404T	C60P3C	\$11,081	DS-3CE	1.15	38.0	1160	94.5	70	
75	3600	460	365TS	C75P1CS	\$10,623	DS-3CE	1.15	30.9	915	93.6	84	14
	3600	575	365TS	C75P1GS	\$10,623	DS-3CE	1.15	30.9	915	93.6	67	
	1800	460	365T	C75P2C	\$9,837	DS-3CE	1.15	33.2	800	95.4	84	
	1800	460	365TS	C75P2CS	\$9,837	DS-3CE	1.15	30.9	925	95.4	84	LA
	1800	575	365T	C75P2G	\$9,837	DS-3CE	1.15	33.2	925	95.4	68	
	1200	460	405T	C75P3C	\$13,065	DS-3CE	1.15	38.0	1300	94.5	87	

Note 14 NEMA®† Design A  
 Note LA Limited Availability

# General Purpose Three Phase, Totally Enclosed Fan Cooled (TEFC) CORRO-DUTY® NEMA® Premium Efficient



TCE

(continued)

HP	RPM	Voltage	Frame	Catalog Number	List	Discount Symbol	SF	"C" Dim. (inches)	Ship Wt (lbs)	NEMA Nom. Eff.	Full Load Amps	Notes
100	3600	460	405TS	C100P1CS	\$14,227	DS-3CE	1.15	35.0	1250	94.5	112	
	1800	460	405T	C100P2C	\$12,122	DS-3CE	1.15	38.0	1250	95.4	113	
	1800	460	405TS	C100P2CS	\$12,122	DS-3CE	1.15	35.0	1300	95.4	113	
	1200	460	444T	C100P3C	\$17,888	DS-3CE	1.15	45.9	1660	95.0	124	
	1200	575	444T	C100P3G	\$17,888	DS-3CE	1.15	45.9	1660	95.0	99	
125	3600	460	444TS	C125P1FS	\$17,372	DS-3CE	1.15	42.1	1660	95.8	142	
	3600	575	444TS	C125P1GS	\$17,372	DS-3CE	1.15	42.1	1660	95.8	114	
	1800	460	444T	C125P2C	\$14,807	DS-3CE	1.15	45.9	1900	95.0	147	
	1800	460	444TS	C125P2CS	\$14,807	DS-3CE	1.15	42.1	1690	95.0	147	
	1200	460	445T	C125P3C	\$20,079	DS-3CE	1.15	45.9	1600	95.4	151	
150	3600	460	445TS	C150P1FS	\$21,379	DS-3CE	1.15	42.1	1750	95.8	171	
	3600	575	445TS	C150P1GS	\$21,379	DS-3CE	1.15	42.1	1750	95.4	137	
	1800	460	445T	C150P2C	\$17,575	DS-3CE	1.15	45.9	1800	95.8	172	
	1800	460	445TS	C150P2CS	\$17,575	DS-3CE	1.15	42.1	1820	95.8	172	
	1800	575	445T	C150P2G	\$17,575	DS-3CE	1.15	45.9	1800	95.8	137	
	1200	460	447T	C150P3C	\$23,062	DS-3CE	1.15	49.3	2100	95.8	180	
200	3600	460	447TS	C200P1FS	\$27,018	DS-3CE	1.15	45.6	2100	96.2	217	
	3600	575	447TS	C200P1GS	\$27,018	DS-3CE	1.15	45.6	2100	95.8	173	
	1800	460	447T	C200P2C	\$21,413	DS-3CE	1.15	49.4	2200	96.2	224	
	1800	460	447TS	C200P2CS	\$21,413	DS-3CE	1.15	45.6	2200	96.2	224	
	1800	575	447T	C200P2G	\$21,413	DS-3CE	1.15	49.3	2200	96.2	180	
	1200	460	449T	C200P3C	\$28,908	DS-3CE	1.15	55.1	2400	95.8	224	AP
250	3600	460	449TS	C250P1CS	\$30,906	DS-3CE	1.15	51.0	2700	95.8	273	12,AP
	1800	460	449T	C250P2C	\$26,875	DS-3CE	1.15	55.1	2700	96.2	273	AP
	1200	460	449T	C250P3C	\$36,281	DS-3CE	1.15	55.1	2800	95.8	280	AP
300	3600	460	449TS	C300P1CS	\$33,822	DS-3CE	1.15	51.4	2750	95.8	327	12,AP
	1800	460	449T	C300P2C	\$29,410	DS-3CE	1.15	55.1	2850	96.2	326	AP
	1200	460	449T	C300P3C	\$39,704	DS-3CE	1.15	55.1	2800	95.8	334	AP
350	3600	460	449TS	C350P1CS	\$40,405	DS-3CE	1.15	51.4	2800	95.8	374	12
	3600	575	449TS	C350P1GS	\$40,405	DS-3CE	1.15	51.4	2800	95.8	299	12,AP
	1800	460	449T	C350P2C	\$35,135	DS-3CE	1.15	55.1	2400	96.2	378	AP
400	3600	460	449TS	C400P1CS	\$50,419	DS-3CE	1.15	51.4	2900	95.8	426	12,AP
	1800	460	449T	C400P2C	\$43,843	DS-3CE	1.15	55.1	2400	96.2	434	AP

Note 12 Unidirectional Fan - CCW direction facing opposite drive end (FODE)  
 Note AP No F2 convertibility

GENERAL PURPOSE UNIMOUNT™  
 GENERAL PURPOSE C-FACE  
 GENERAL PURPOSE HOSTILE DUTY  
 GENERAL PURPOSE CORRO-DUTY™  
 GENERAL PURPOSE 84 PLUS™  
 GENERAL PURPOSE OPEN DRIPPROOF  
 GENERAL PURPOSE HAZARDOUS LOCATION  
 GENERAL PURPOSE AUTOMOTIVE DUTY  
 COOLING TOWER DUTY  
 HAZARDOUS LOCATION  
 C-FACE MOTORS  
 VARIABLE SPEED MOTORS AND DRIVES



## General Purpose Three Phase, Totally Enclosed Fan Cooled (TEFC) World Motor CORRO-DUTY® NEMA®+ Premium Efficient C-Face

### APPLICATIONS:

For pulp & paper, mill & chemical and any other severe duty environments found in the process industries.

### FEATURES:

- Class F Insulation, Class B Rise At Full Load On 60 Hertz Sine Wave Power
- All Cast Iron Construction
- Corrosion Resistant Mill & Chemical Duty Paint
- Stainless Steel Nameplate (with CE Mark) & Zinc Plated Hardware
- IP55 Protection
- Precision Balance (< 0.08 In/Sec Vibration)
- 40°C Ambient, NEMA®+ Design B Performance On 60 Hertz Sine Wave Power
- Regreasable Bearings, Lifting Provisions
- Double Shielded Bearings 140-210
- Oversized Conduit Box - 1 Size Larger Than NEMA®+ Standard
- Cast Iron Inner Bearing Caps
- Field Convertible To F2 Mounting
- Condensation Drains With Threaded Brass Breather Plugs
- Self-Certified Class I, Division 2, Groups A, B, C, & D
- Suitable for 20:1 (3-60hz) Variable Torque; 5:1 (12-60hz) Constant Torque On Inverter Power

HP	RPM	Voltage	Frame	Catalog Number	List	Discount Symbol	SF	"C" Dim. (inches)	Ship Wt. (lbs)	Full Load Eff.	Full Load Amps	Notes
1 1/2	3600	230/460	143TC	CD32P1EC	\$711	DS-3CEW	1.15	14.2	60	84.0	3.9/1.9	105,G
	1800	230/460	145TC	CD32P2EC	\$686	DS-3CEW	1.15	14.2	80	86.5	4.1/2.1	105,G
2	3600	230/460	145TC	CD2P1EC	\$735	DS-3CEW	1.15	14.2	60	85.5	5/2.5	105,G
	1800	230/460	145TC	CD2P2EC	\$744	DS-3CEW	1.15	14.2	80	86.5	5.3/2.7	105,G
3	3600	230/460	182TC	CD3P1EC	\$872	DS-3CEW	1.15	17.2	90	86.5	8.2/4.1	105,G
	1800	230/460	182TC	CD3P2EC	\$839	DS-3CEW	1.15	17.2	110	89.5	7.8/3.9	105,G
5	3600	230/460	184TC	CD5P1EC	\$1,011	DS-3CEW	1.15	17.2	110	88.5	12.3/6.1	105,G
	1800	230/460	184TC	CD5P2EC	\$938	DS-3CEW	1.15	17.2	120	89.5	12.7/6.3	105,G
7 1/2	3600	230/460	213TC	CD7P1EC	\$1,228	DS-3CEW	1.15	20.4	160	89.5	18.1/9	105,G
	1800	230/460	213TC	CD7P2EC	\$1,185	DS-3CEW	1.15	20.4	180	91.7	19.1/9.6	105,G
10	3600	230/460	215TC	CD10P1EC	\$1,411	DS-3CEW	1.15	20.4	170	90.2	23.5/11.8	105,G
	1800	230/460	215TC	CD10P2EC	\$1,444	DS-3CEW	1.15	20.4	200	91.7	25.7/12.8	105,G

Note 105 208 Volt Suitable

Note G 60/50 Hz rated with no derate on HP; 230/460 volt 60 Hz ratings operate on 200/400 volt 50 Hz; 460V 60 Hz ratings operate on 400V 50 Hz; Full 60 & 50 Hz data on Nameplate

# General Purpose Three Phase, Totally Enclosed Fan Cooled (TEFC) CORRO-DUTY® Premium Efficient C-Face



TCE

## APPLICATIONS:

For pulp & paper, mill & chemical and any other severe duty environments found in the process industries.

## FEATURES:

- Class F Insulation, Class B Rise At Full Load On 60 Hertz Sine Wave Power
- All Cast Iron Construction (Steel Frame & Fan Cover On 140 Frame)
- Corrosion Resistant Mill & Chemical Duty Paint
- Stainless Steel Nameplate (with "CE" Mark) & Zinc Plated Hardware
- Shaft Slinger On Pulley End For IP54 Protection
- Precision Balance (< 0.08 In/Sec Vibration)
- 40°C Ambient, NEMA®1 Design B Performance On 60 Hertz Sine Wave Power
- Regreasable Bearings 180 Frame & Up, Lifting Provisions 180 Frame & Up
- Double Shielded Bearings 140-210
- Oversized Conduit Box - 1 Size Larger Than NEMA®1 Standard
- Cast Iron Inner Bearing Caps (180 Frame & Larger)
- Field Convertible To F2 Mounting 180 Frame & Larger
- Condensation Drains With Threaded Brass Breather Plugs

HP	RPM	Voltage	Frame	Catalog Number	List	Discount Symbol	SF	"C" Dim. (inches)	Ship Wt. (lbs)	NEMA Nom. Eff.	Full Load Amps	Notes
1 1/2	3600	230/460	143TC	C32P1BC	\$742	DS-3CE	1.15	13.5	57	84.0	3.9/1.9	
	1800	230/460	145TC	C32P2BC	\$717	DS-3CE	1.15	13.5	72	86.5	4.3/2.1	
2	3600	230/460	145TC	C2P1BC	\$864	DS-3CE	1.15	13.5	72	86.5	4.9/2.4	
	1800	230/460	145TC	C2P2BC	\$777	DS-3CE	1.15	13.5	70	86.5	5.6/2.8	
3	3600	230/460	182TC	C3P1BC	\$960	DS-3CE	1.15	17.4	70	88.5	7.8/3.9	
	1800	230/460	182TC	C3P2BC	\$859	DS-3CE	1.00	17.4	100	89.5	7.8/3.9	
5	3600	230/460	184TC	C5P1BC	\$1,180	DS-3CE	1.15	17.4	110	88.5	12.2/6.1	
	1800	230/460	184TC	C5P2BC	\$983	DS-3CE	1.15	17.4	120	89.5	12.5/6.3	
7 1/2	3600	230/460	213TC	C7P1BC	\$1,460	DS-3CE	1.15	20.8	160	91.0	17.8/8.9	
	1800	230/460	213TC	C7P2BC	\$1,331	DS-3CE	1.15	20.8	160	91.7	18.6/9.3	
10	3600	230/460	215TC	C10P1BC	\$1,691	DS-3CE	1.15	20.8	185	91.0	23.5/11.8	
	1800	230/460	215TC	C10P2BC	\$1,584	DS-3CE	1.15	20.8	200	91.7	23.9/12	

GENERAL PURPOSE UNIMOUNT®  
GENERAL PURPOSE C-FACE  
GENERAL PURPOSE HOSTILE DUTY  
GENERAL PURPOSE CORRO-DUTY®  
GENERAL PURPOSE 84 PLUS®  
GENERAL PURPOSE OPEN DRIPROOF  
GENERAL PURPOSE HAZARDOUS LOCATION  
GENERAL PURPOSE AUTOMOTIVE DUTY  
COOLING TOWER DUTY  
HAZARDOUS LOCATION  
C-FACE MOTORS  
VARIABLE SPEED MOTORS AND DRIVES

# TITAN® General Purpose Three Phase, Totally Enclosed Fan Cooled (TEFC) CORRO-DUTY® High Efficient

## APPLICATIONS:

For pulp & paper, mill & chemical and any other severe duty environments found in the process industries



## FEATURES:

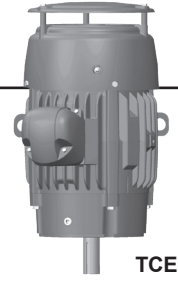
- 1.15 Service Factor
- Class B Temperature Rise At Full Load (1.0 S.F.)
- NEMA Design B (Where Applicable)
- CORRO-DUTY® (Includes All Cast Iron Construction)
- Shaft Slinger/Umbrella Seal On Both Ends (IP54)
- Stainless Steel Drains – Both Ends
- Oversized Main Conduit Box
- Ground Lug In Conduit Box
- Grounding Pad On Frame
- Special Balance
- Two Hole Lead Lugs
- 115V Space Heaters
- 100 Ohm Winding RTDs (2/ph.) Terminated In Auxiliary Box
- Vertical Jacking Provisions
- Provisions For Bearing RTDs (1/bearing)
- Insulated Bearing On Opposite Drive End
- Short Commercial Test Report
- \* Division 2 Labeled

HP	RPM	Voltage	Frame	Catalog Number	List	Discount Symbol	SF	"C" Dim. (inches)	Ship Wt (lbs)	NEMA Nom. Eff.	Full Load Amps	Notes
150	3600	2300/4000	449TS	C150S1WS	\$32,804	DS-6S	1.15	51.4	2500	92.4	34/19.4	50
	1800	2300/4000	449T	C150S2W	\$31,538	DS-6S	1.15	55.1	2550	93.6	34/19.7	
	1200	2300/4000	449TL	C150S3WB	\$32,957	DS-6S	1.15	57.1	2650	93.0	38/22	09
200	3600	2300/4000	449TS	C200S1WS	\$34,531	DS-6S	1.15	51.4	2650	93.0	45/25.7	50
	1800	2300/4000	449T	C200S2W	\$33,198	DS-6S	1.15	55.1	2750	94.1	45/25.9	
	1200	2300/4000	449TL	C200S3WB	\$40,100	DS-6S	1.15	57.1	2650	93.0	48/27.4	09
250	3600	2300/4000	449TS	C250S1WS	\$39,417	DS-6S	1.15	51.4	2750	93.6	55/32	50
	1800	2300/4000	449T	C250S2W	\$38,271	DS-6S	1.15	55.1	2850	94.5	58/33	
	1200	2300/4000	5008ML	C250P3WB	\$48,781	DS-6S	1.15	66.5	4000	95.0	60/34	09
300	3600	2300	449TS	C300S12S	\$42,114	DS-6S	1.15	51.4	2750	93.0	67	
	3600	2300/4000	5010S	C300P1WS	\$46,793	DS-6S	1.15	67.6	4800	95.0	66/38	50
	1800	2300	449T	C300S22	\$38,619	DS-6S	1.15	55.1	2750	94.5	68	
	1800	2300/4000	5008S	C300P2W	\$42,910	DS-6S	1.15	60.6	4000	95.0	70/40	
	1200	2300/4000	5010ML	C300P3WB	\$50,195	DS-6S	1.15	73.5	4800	95.0	71/41	09
350	3600	2300/4000	5010S	C350P1WS	\$52,834	DS-6S	1.15	67.6	4800	95.0	77/44	50
	1800	2300/4000	5010S	C350P2W	\$51,798	DS-6S	1.15	67.6	4800	95.0	81/46	
	1200	2300/4000	5010ML	C350P3WB	\$57,695	DS-6S	1.15	73.5	4800	95.0	83/48	09
400	3600	2300/4000	5010S	C400P1WS	\$56,819	DS-6S	1.15	67.6	4800	95.0	88/51	50
	1800	2300/4000	5010S	C400P2W	\$54,576	DS-6S	1.15	67.6	4800	95.4	92/53	
	1200	2300/4000	5010ML	C400P3WB	\$61,660	DS-6S	1.15	73.5	4800	95.0	95/54	09
450	3600	2300/4000	5012S	C450P1WS	\$65,481	DS-6S	1.15	75.6	6000	95.0	98/57	50
	1800	2300/4000	5010S	C450P2W	\$61,029	DS-6S	1.15	67.6	4800	95.4	103/59	09
	1200	2300/4000	5012ML	C450P3WB	\$71,310	DS-6S	1.15	81.5	6000	95.4	105/60	09
500	3600	2300/4000	5012S	C500P1WS	\$70,131	DS-6S	1.15	75.6	6000	95.0	109/63	50
	1800	2300/4000	5012S	C500P2W	\$68,464	DS-6S	1.15	75.6	6000	95.8	113/65	
	1200	2300/4000	5012ML	C500P3WB	\$76,529	DS-6S	1.15	81.5	6000	95.8	116/67	09
600	3600	2300/4000	5012S	C600P1WS	\$74,190	DS-6S	1.15	75.6	6000	95.4	130/75	50
	1800	2300/4000	5012S	C600P2W	\$76,750	DS-6S	1.15	75.6	6000	96.2	134/77	

Note 09 Cylindrical Roller Bearing

Note 50 Counterclockwise (CCW) rotation; Refer to "Kits" Section for Clockwise (CW) Fan Kits

# General Purpose Three Phase, Totally Enclosed Fan Cooled (TEFC) CORRO-DUTY® NEMA® Premium Efficient, Vertical C-Face



TEFC

## APPLICATIONS:

For pulp & paper, mill & chemical and any other severe duty environments found in the process industries.

## FEATURES:

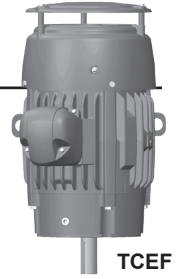
- Class F Insulation, Class B Rise At Full Load On 60 Hertz Sine Wave Power
- All Cast Iron Construction (Steel Frame On 140 Frame)
- Corrosion Resistant Mill & Chemical Duty Paint
- Stainless Steel Nameplate (with "CE" Mark)
- Shaft Slinger On Both Ends For IP54 Protection
- Regreasable Bearings 140 Frame & Up, Lifting Provisions 180 Frame & Up
- 40°C Ambient, NEMA® Design B Performance On 60 Hertz Sine Wave Power
- 50 Hz. rated at 190/380V (140-250 Frame) or 380V (280 Frame & Larger)
- 1.15 Service Factor @ 60 Hz.
- Special Balance (< 0.08 In/Sec Vibration)
- Open Bearings 180-447 (Double Shielded Bearings on 140 Frame)
- Steel Canopy Cap/Drip Cover (Cast Iron on 140 Frame)
- Cast Iron Inner Bearing Caps (180 Frame & Larger)
- Condensation Drain With Threaded Brass Breather Plug
- Oversized Cast Iron Conduit Box - 1 Size Larger Than NEMA® Standard
- Zinc Plated Hardware

HP	RPM	Voltage	Frame	Catalog Number	List	Discount Symbol	NEMA Nom. Eff.	Full Load Amps	Ship Wt. (lbs.)	Notes
1	3600	208-230/460	143TC	C1P1DCR	\$818	DS-3CE	80.0	2.9-2.7/1.4	65	03
	1800	208-230/460	145TC	C1P2DCR	\$796	DS-3CE	85.5	3.1-3/1.5	65	03
1 1/2	3600	208-230/460	143TC	C32P1DCR	\$891	DS-3CE	84.0	4.2-3.9/2	65	03
	1800	208-230/460	145TC	C32P2DCR	\$866	DS-3CE	86.5	4.5-4.3/2.1	65	03
2	3600	208-230/460	145TC	C2P1DCR	\$1,013	DS-3CE	86.5	5.5-4.9/2.4	70	03
	1800	208-230/460	145TC	C2P2DCR	\$926	DS-3CE	86.5	4-3.8/2	70	03
3	3600	208-230/460	182TC	C3P1DCR	\$1,122	DS-3CE	87.5	8.4-7.8/3.9	100	03
	1800	208-230/460	182TC	C3P2DCR	\$1,021	DS-3CE	89.5	8.4-7.8/3.9	100	03
5	3600	208-230/460	184TC	C5P1DCR	\$1,342	DS-3CE	88.5	13.4-12.2/6.1	110	03
	1800	208-230/460	184TC	C5P2DCR	\$1,145	DS-3CE	89.5	13.7-12.5/6.3	110	03
7 1/2	3600	208-230/460	213TC	C7P1DCR	\$1,665	DS-3CE	91.0	19.9-17.8/8.9	160	03
	1800	208-230/460	213TC	C7P2DCR	\$1,536	DS-3CE	91.7	20.1-18.6/9.3	160	03
10	3600	208-230/460	215TC	C10P1DCR	\$1,896	DS-3CE	91.0	26.4-23.5/11.8	175	03
	1800	208-230/460	215TC	C10P2DCR	\$1,789	DS-3CE	91.7	26.5-23.9/12	175	03
15	3600	208-230/460	254TC	C15P1DCR	\$2,617	DS-3CE	91.0	40-35/17.5	300	03
	1800	208-230/460	254TC	C15P2DCR	\$2,396	DS-3CE	92.4	40-37/18.4	300	03
20	3600	208-230/460	256TC	C20P1DCR	\$3,141	DS-3CE	91.0	53-46/23.1	340	03
	1800	208-230/460	256TC	C20P2DCR	\$2,856	DS-3CE	93.0	52-47-23.5	340	03
25	3600	460	284TSC	C25P1FSCR	\$3,913	DS-3CE	91.7	29.4	380	03
	1800	460	284TC	C25P2FCR	\$3,510	DS-3CE	93.6	29.6	380	03
	1800	460	284TSC	C25P2FSCR	\$3,510	DS-3CE	93.6	29.6	380	03
30	3600	460	286TSC	C30P1FSCR	\$4,474	DS-3CE	91.7	34	410	03
	1800	460	286TC	C30P2FCR	\$3,983	DS-3CE	93.6	34	410	03
	1800	460	286TSC	C30P2FSCR	\$3,983	DS-3CE	93.6	34	410	03
40	3600	460	324TSC	C40P1FSCR	\$5,824	DS-3CE	92.4	46	600	03
	1800	460	324TC	C40P2FCR	\$5,234	DS-3CE	94.1	46	600	03
	1800	460	324TSC	C40P2FSCR	\$5,234	DS-3CE	94.1	46	600	03
50	3600	460	326TSC	C50P1FSCR	\$7,235	DS-3CE	93.0	56	625	03
	1800	460	326TC	C50P2FCR	\$6,221	DS-3CE	94.5	56	625	03
	1800	460	326TSC	C50P2FSCR	\$6,221	DS-3CE	94.5	56	625	03
60	3600	460	364TSC	C60P1FSCR	\$9,632	DS-3CE	93.6	68	750	03
	1800	460	364TC	C60P2FCR	\$8,912	DS-3CE	95.0	69	750	03
	1800	460	364TSC	C60P2FSCR	\$8,912	DS-3CE	95.0	69	750	03

Note 03 60/50 Hz rated with no derate on HP; 230/460 volt 60 Hz ratings operate on 190/380 volt 50 Hz, 460V 60 Hz ratings operate on 380V 50 Hz; Full 60 & 50 Hz data on Nameplate

GENERAL PURPOSE UNIMOUNT®  
GENERAL PURPOSE C-FACE  
GENERAL PURPOSE HOSTILE DUTY  
GENERAL PURPOSE CORRO-DUTY®  
GENERAL PURPOSE 84 PLUS®  
GENERAL PURPOSE OPEN DRIPPROOF  
GENERAL PURPOSE HAZARDOUS LOCATION  
GENERAL PURPOSE AUTOMOTIVE DUTY  
COOLING TOWER DUTY  
HAZARDOUS LOCATION  
C-FACE MOTORS  
VARIABLE SPEED MOTORS AND DRIVES

# General Purpose Three Phase, Totally Enclosed Fan Cooled (TEFC) CORRO-DUTY® NEMA®+ Premium Efficient, Vertical C-Face

**NEMA**  
 Premium


(continued)

HP	RPM	Voltage	Frame	Catalog Number	List	Discount Symbol	NEMA Nom. Eff.	Full Load Amps	Ship Wt. (lbs.)	Notes
75	3600	460	365TSC	C75P1FSCR	\$11,801	DS-3CE	93.6	83	910	03
	1800	460	365TC	C75P2FCR	\$11,015	DS-3CE	95.4	84	910	03
	1800	460	365TSC	C75P2FSCR	\$11,015	DS-3CE	95.4	84	910	03
100	3600	460	405TSC	C100P1FSCR	\$16,042	DS-3CE	94.1	112	1300	03
	1800	460	405TC	C100P2FCR	\$14,022	DS-3CE	95.4	113	1300	03
	1800	460	405TSC	C100P2FSCR	\$14,022	DS-3CE	95.4	113	1300	03
125	3600	460	444TSC	C125P1FSCR	\$19,461	DS-3CE	95.0	144	1660	03,12
	1800	460	444TC	C125P2FCR	\$16,896	DS-3CE	95.4	147	1660	03
	1800	460	444TSC	C125P2FSCR	\$16,896	DS-3CE	95.4	147	1660	03
150	3600	460	445TSC	C150P1FSCR	\$23,468	DS-3CE	95.0	176	1750	03,12
	1800	460	445TC	C150P2FCR	\$19,664	DS-3CE	95.8	171	1750	03
	1800	460	445TSC	C150P2FSCR	\$19,664	DS-3CE	95.8	171	1750	03
200	3600	460	447TSC	C200P1FSCR	\$29,321	DS-3CE	95.4	220	2100	03,12
	1800	460	447TC	C200P2FCR	\$23,716	DS-3CE	96.2	224	2100	03
	1800	460	447TSC	C200P2FSCR	\$23,716	DS-3CE	96.2	224	2100	03

Note 03 60/50 Hz rated with no derate on HP; 230/460 volt 60 Hz ratings operate on 190/380 volt 50 Hz, 460V 60 Hz ratings operate on 380V 50 Hz; Full 60 & 50 Hz data on Nameplate

Note 12 Unidirectional Fan – CCW direction facing opposite drive end (FODE)



## General Purpose Three Phase, Totally Enclosed Fan Cooled (TEFC) World Motor 841 Plus® NEMA®† Premium Efficient

### APPLICATIONS:

For constant speed and inverter duty applications in petro-chemical, pulp & paper, automotive, mining and waste treatment industries.

### FEATURES:

- Inverter Grade® Insulation System (Meets NEMA®† MG-1 Part 31)
- Class F Insulation, Class B Rise At Full Load (Sine Wave Power)
- All Cast Iron Construction
- Corrosion Resistant Mill & Chem Duty Paint (500 Hour Salt Spray Test)
- Stainless Steel Nameplate (with CE Mark) & Zinc Plated Hardware
- 40°C Ambient, NEMA®† Design B Performance (Sine Wave Power)
- VBXX®† Bearing Isolators By Inpro/Seal On Both Ends For IP55 Bearing Protection
- Same Size Regreasable Open Bearings, Brass Breathers/Drains
- 5 Year Warranty (3 Years on Inverter Power)
- External Grounding Provision, Epoxy Coated Rotor
- 20:1 (3-60hz) Variable Torque; 5:1 (12-60hz) Constant Torque On Inverter Power
- Precision Balance (< 0.05 In/Sec Vibration)
- 1.15 SF On Sine Wave / 1.0 SF On Inverter Power
- Meets or Exceeds IEEE 841 Standard 2009
- Conversion Kits: C&D Flange, Drip Cover Kit, Shaft Grounding Ring (Non-hazardous Locations only)
- Self-Certified Class I, Division 2, Groups A, B, C, & D

HP	RPM	Voltage	Frame	Catalog Number	List	Discount Symbol	SF	"C" Dim. (inches)	Ship Wt. (lbs)	Full Load Eff.	Full Load Amps	Notes
1	1800	460	143T	8D1P2C	\$663	DS-841W	1.15	13.7	70	85.5	1.5	
	1800	575	143T	8D1P2G	\$663	DS-841W	1.15	13.7	70	86.5	1.2	
	1200	460	145T	8D1P3C	\$846	DS-841W	1.15	13.7	80	82.5	1.8	
	1200	575	145T	8D1P3G	\$846	DS-841W	1.15	13.7	80	82.5	1.4	
1 1/2	3600	460	143T	8D32P1C	\$739	DS-841W	1.15	13.7	65	84.0	1.9	
	3600	575	143T	8D32P1G	\$739	DS-841W	1.15	13.7	65	84.0	1.6	
	1800	460	145T	8D32P2C	\$709	DS-841W	1.15	13.7	80	86.5	2.1	
	1800	575	145T	8D32P2G	\$709	DS-841W	1.15	13.7	80	87.5	1.6	
	1200	460	182T	8D32P3C	\$935	DS-841W	1.15	16.4	100	87.5	2.2	
	1200	575	182T	8D32P3G	\$935	DS-841W	1.15	16.4	100	87.5	1.8	
2	3600	460	145T	8D2P1C	\$767	DS-841W	1.15	13.7	70	85.5	2.5	
	3600	575	145T	8D2P1G	\$767	DS-841W	1.15	13.7	70	86.5	2	
	1800	460	145T	8D2P2C	\$779	DS-841W	1.15	13.7	80	86.5	2.7	
	1800	575	145T	8D2P2G	\$779	DS-841W	1.15	13.7	80	87.5	2.1	
	1200	460	184T	8D2P3C	\$1,098	DS-841W	1.15	16.4	110	88.5	3.1	
	1200	575	184T	8D2P3G	\$1,098	DS-841W	1.15	16.4	110	88.5	2.5	
3	3600	460	182T	8D3P1C	\$854	DS-841W	1.15	16.4	80	86.5	4.1	
	3600	575	182T	8D3P1G	\$854	DS-841W	1.15	16.4	80	86.5	3.3	
	1800	460	182T	8D3P2C	\$815	DS-841W	1.15	16.4	100	89.5	3.9	
	1800	575	182T	8D3P2G	\$815	DS-841W	1.15	16.4	100	89.5	3.1	
	1200	460	213T	8D3P3C	\$1,453	DS-841W	1.15	19.7	170	89.5	4.3	
	1200	575	213T	8D3P3G	\$1,453	DS-841W	1.15	19.7	170	89.5	3.5	
5	3600	460	184T	8D5P1C	\$1,013	DS-841W	1.15	16.4	100	88.5	6.1	
	3600	575	184T	8D5P1G	\$1,013	DS-841W	1.15	16.4	100	88.5	4.9	
	1800	460	184T	8D5P2C	\$929	DS-841W	1.15	16.4	110	89.5	6.3	
	1800	575	184T	8D5P2G	\$929	DS-841W	1.15	16.4	110	89.5	5.1	
	1200	460	215T	8D5P3C	\$1,874	DS-841W	1.15	19.7	180	89.5	7.1	
	1200	575	215T	8D5P3G	\$1,874	DS-841W	1.15	19.7	180	89.5	5.7	
7 1/2	3600	460	213T	8D7P1C	\$1,263	DS-841W	1.15	19.7	140	89.5	9	
	3600	575	213T	8D7P1G	\$1,263	DS-841W	1.15	19.7	140	89.5	7.2	
	1800	460	213T	8D7P2C	\$1,213	DS-841W	1.15	19.7	170	91.7	9.6	
	1800	575	213T	8D7P2G	\$1,213	DS-841W	1.15	19.7	170	91.7	7.8	
	1200	460	254T	8D7P3C	\$2,039	DS-841W	1.15	25.1	250	91.0	9.4	
	1200	575	254T	8D7P3G	\$2,039	DS-841W	1.15	25.1	250	91.0	7.6	

## General Purpose Three Phase, Totally Enclosed Fan Cooled (TEFC) World Motor 841 Plus® NEMA®† Premium Efficient

(continued)

HP	RPM	Voltage	Frame	Catalog Number	List	Discount Symbol	SF	"C" Dim. (inches)	Ship Wt. (lbs)	Full Load Eff.	Full Load Amps	Notes
10	3600	460	215T	8D10P1C	\$1,473	DS-841W	1.15	19.7	160	90.2	11.8	
	3600	575	215T	8D10P1G	\$1,473	DS-841W	1.15	19.7	160	90.2	9.4	
	1800	460	215T	8D10P2C	\$1,511	DS-841W	1.15	19.7	180	91.7	12.8	
	1800	575	215T	8D10P2G	\$1,511	DS-841W	1.15	19.7	180	91.7	10.3	
	1200	460	256T	8D10P3C	\$2,470	DS-841W	1.15	25.0	280	91.0	12.4	
	1200	575	256T	8D10P3G	\$2,470	DS-841W	1.15	25.0	280	91.0	10	
15	3600	460	254T	8D15P1C	\$1,984	DS-841W	1.15	25.1	270	91.0	17.4	
	3600	575	254T	8D15P1G	\$1,984	DS-841W	1.15	25.1	270	91.0	13.9	
	1800	460	254T	8D15P2C	\$1,932	DS-841W	1.15	25.1	270	92.4	18	
	1800	575	254T	8D15P2G	\$1,932	DS-841W	1.15	25.1	270	92.4	14.5	
	1200	460	284T	8D15P3C	\$3,283	DS-841W	1.15	27.7	340	91.7	18.5	
	1200	575	284T	8D15P3G	\$3,283	DS-841W	1.15	27.7	340	91.7	14.7	
20	3600	460	256T	8D20P1C	\$2,459	DS-841W	1.15	25.1	280	91.0	23	
	3600	575	256T	8D20P1G	\$2,459	DS-841W	1.15	25.1	280	91.0	18.4	
	1800	460	256T	8D20P2C	\$2,405	DS-841W	1.15	25.1	300	93.0	23.7	
	1800	575	256T	8D20P2G	\$2,405	DS-841W	1.15	25.1	300	93.0	18.9	
	1200	460	286T	8D20P3C	\$3,891	DS-841W	1.15	27.7	370	91.7	24.4	
	1200	575	286T	8D20P3G	\$3,891	DS-841W	1.15	27.7	370	91.7	19.6	
25	3600	460	284TS	8D25P1CS	\$2,796	DS-841W	1.15	26.3	330	91.7	28.8	
	3600	575	284TS	8D25P1GS	\$2,796	DS-841W	1.15	26.3	330	91.7	23	
	1800	460	284T	8D25P2C	\$2,705	DS-841W	1.15	27.7	360	93.6	29.2	
	1800	575	284T	8D25P2G	\$2,705	DS-841W	1.15	27.7	360	93.6	23.3	
	1200	460	324T	8D25P3C	\$4,597	DS-841W	1.15	30.3	540	93.0	29.3	
	1200	575	324T	8D25P3G	\$4,597	DS-841W	1.15	30.3	540	93.0	23.4	
30	3600	460	286TS	8D30P1CS	\$3,355	DS-841W	1.15	26.0	330	91.7	35	
	3600	575	286TS	8D30P1GS	\$3,355	DS-841W	1.15	26.0	330	91.7	27.7	
	1800	460	286T	8D30P2C	\$3,212	DS-841W	1.15	28.0	370	93.6	35	
	1800	575	286T	8D30P2G	\$3,212	DS-841W	1.15	28.0	370	93.6	28.1	
	1200	460	326T	8D30P3C	\$5,139	DS-841W	1.15	30.3	560	93.0	35	
	1200	575	326T	8D30P3G	\$5,139	DS-841W	1.15	30.3	560	93.0	28	
40	3600	460	324TS	8D40P1CS	\$4,815	DS-841W	1.15	28.8	460	92.4	46	
	3600	575	324TS	8D40P1GS	\$4,815	DS-841W	1.15	28.8	460	92.4	37	
	1800	460	324T	8D40P2C	\$4,009	DS-841W	1.15	30.3	490	94.1	46	
	1800	575	324T	8D40P2G	\$4,009	DS-841W	1.15	30.3	490	94.1	37	
	1200	460	364T	8D40P3C	\$6,403	DS-841W	1.15	32.4	690	94.1	47	
	1200	575	364T	8D40P3G	\$6,403	DS-841W	1.15	32.4	690	94.1	37	
50	3600	460	326TS	8D50P1CS	\$5,540	DS-841W	1.15	28.8	520	93.0	56	
	3600	575	326TS	8D50P1GS	\$5,540	DS-841W	1.15	28.8	520	93.0	45	
	1800	460	326T	8D50P2C	\$4,976	DS-841W	1.15	30.3	600	94.5	56	
	1800	575	326T	8D50P2G	\$4,976	DS-841W	1.15	30.3	600	94.5	45	
	1200	460	365T	8D50P3C	\$7,964	DS-841W	1.15	32.4	730	94.1	59	
	1200	575	365T	8D50P3G	\$7,964	DS-841W	1.15	32.4	730	94.1	47	
60	3600	460	364TS	8D60P1CS	\$7,123	DS-841W	1.15	30.3	620	93.6	69	
	3600	575	364TS	8D60P1GS	\$7,123	DS-841W	1.15	30.3	620	93.6	55	
	1800	460	364T	8D60P2C	\$6,876	DS-841W	1.15	32.4	700	95.0	68	
	1800	575	364T	8D60P2G	\$6,876	DS-841W	1.15	32.4	700	95.0	55	
	1200	460	404T	8D60P3C	\$9,369	DS-841W	1.15	37.8	1020	94.5	71	
	1200	575	404T	8D60P3G	\$9,369	DS-841W	1.15	37.8	1020	94.5	57	

# General Purpose Three Phase, Totally Enclosed Fan Cooled (TEFC) World Motor 841 Plus® NEMA® Premium Efficient

(continued)

HP	RPM	Voltage	Frame	Catalog Number	List	Discount Symbol	SF	"C" Dim. (inches)	Ship Wt. (lbs)	Full Load Eff.	Full Load Amps	Notes	
75	3600	460	365TS	8D75P1CS	\$9,172	DS-841W	1.15	30.3	710	94.1	83		
	3600	575	365TS	8D75P1GS	\$9,172	DS-841W	1.15	30.3	710	93.6	66		
	1800	460	365T	8D75P2C	\$8,501	DS-841W	1.15	32.4	750	95.4	85		
	1800	460	365T	8D75P2CB	\$9,416	DS-841W	1.15	32.4	750	95.4	85		
	1800	575	365T	8D75P2G	\$8,501	DS-841W	1.15	32.4	750	95.4	68		
	1200	460	405T	8D75P3C	\$11,146	DS-841W	1.15	37.8	1040	94.5	89		
	1200	460	405T	8D75P3CB	\$11,146	DS-841W	1.15	37.8	1040	94.5	89	09	
	1200	575	405T	8D75P3G	\$11,146	DS-841W	1.15	37.8	1040	94.5	71		
	1200	575	405T	8D75P3GB	\$11,146	DS-841W	1.15	37.8	1040	94.5	71	09	
100	3600	460	405TS	8D100P1CS	\$12,296	DS-841W	1.15	34.8	970	94.1	114		
	3600	575	405TS	8D100P1GS	\$12,296	DS-841W	1.15	34.8	970	94.1	91		
	1800	460	405T	8D100P2C	\$11,146	DS-841W	1.15	37.8	1060	95.4	115		
	1800	460	405T	8D100P2CB	\$11,146	DS-841W	1.15	37.8	1060	95.4	115	09	
	1800	460	405TS	8D100P2CS	\$11,146	DS-841W	1.15	34.8	1060	95.4	115		
	1800	575	405T	8D100P2G	\$11,146	DS-841W	1.15	37.8	1060	95.4	91		
	1800	575	405T	8D100P2GB	\$11,146	DS-841W	1.15	37.8	1060	95.4	91	09	
	1800	575	405TS	8D100P2GS	\$11,146	DS-841W	1.15	34.8	1060	95.4	91		
	1200	460	444T	8D100P3C	\$13,923	DS-841W	1.15	44.5	1570	95.0	120	11	
	1200	460	444T	8D100P3CB	\$13,923	DS-841W	1.15	44.5	1570	95.0	120	09	
	1200	575	444T	8D100P3G	\$13,923	DS-841W	1.15	44.5	1570	95.0	95	11	
	125	3600	460	444TS	8D125P1CS	\$14,325	DS-841W	1.15	40.8	1430	95.0	142	
3600		575	444TS	8D125P1GS	\$14,325	DS-841W	1.15	40.8	1430	95.0	113		
1800		460	444T	8D125P2C	\$13,454	DS-841W	1.15	44.5	1390	95.4	141	11	
1800		460	444T	8D125P2CB	\$13,454	DS-841W	1.15	44.5	1390	95.4	141	09	
1800		460	444TS	8D125P2CS	\$13,454	DS-841W	1.15	40.8	1390	95.4	141		
1800		575	444T	8D125P2G	\$13,454	DS-841W	1.15	44.5	1390	95.4	114	11	
1800		575	444T	8D125P2GB	\$13,454	DS-841W	1.15	44.5	1390	95.4	114	09	
1800		575	444TS	8D125P2GS	\$13,454	DS-841W	1.15	40.8	1390	95.4	114		
1200		460	445T	8D125P3C	\$17,291	DS-841W	1.15	44.5	1620	95.0	153	11	
1200		460	445T	8D125P3CB	\$17,291	DS-841W	1.15	44.5	1620	95.0	153	09	
1200		575	445T	8D125P3G	\$17,291	DS-841W	1.15	44.5	1620	95.0	125	11	
1200		575	445T	8D125P3GB	\$17,291	DS-841W	1.15	44.5	1620	95.0	125	09	
150		3600	460	445TS	8D150P1CS	\$18,160	DS-841W	1.15	40.8	1530	95.0	167	
		3600	575	445TS	8D150P1GS	\$18,160	DS-841W	1.15	40.8	1530	95.0	133	
	1800	460	445T	8D150P2C	\$16,203	DS-841W	1.15	44.5	1610	95.8	171	11	
	1800	460	445T	8D150P2CB	\$16,203	DS-841W	1.15	44.5	1610	95.8	171	09	
	1800	460	445TS	8D150P2CS	\$16,203	DS-841W	1.15	40.8	1610	95.8	171		
	1800	575	445T	8D150P2G	\$16,203	DS-841W	1.15	44.5	1610	95.8	137	11	
	1800	575	445T	8D150P2GB	\$16,203	DS-841W	1.15	44.5	1610	95.8	137	09	
	1200	460	447T	8D150P3C	\$19,774	DS-841W	1.15	48.0	1890	95.8	179		
	1200	460	447T	8D150P3CB	\$19,774	DS-841W	1.15	48.0	1890	95.8	179	09	
200	3600	460	447TS	8D200P1CS	\$24,818	DS-841W	1.15	44.3	1730	95.4	222		
	3600	575	447TS	8D200P1GS	\$24,818	DS-841W	1.15	44.3	1760	95.4	178		
	1800	460	447T	8D200P2C	\$20,985	DS-841W	1.15	48.0	1840	96.2	226		
	1800	460	447T	8D200P2CB	\$20,985	DS-841W	1.15	48.0	1840	96.2	226	09	
	1800	460	447TS	8D200P2CS	\$20,985	DS-841W	1.15	48.0	1840	96.2	226		
	1800	575	447T	8D200P2G	\$20,985	DS-841W	1.15	48.0	1840	96.2	181		
	1800	575	447T	8D200P2GB	\$20,985	DS-841W	1.15	48.0	1840	96.2	181	09	
	1200	460	449T	8D200P3C	\$26,128	DS-841W	1.15	53.0	2500	95.8	224		

Note 09 Cylindrical Roller Bearing  
Note 11 6318/6313 Bearing System

GENERAL PURPOSE UNIMOUNT®  
GENERAL PURPOSE C-FACE  
GENERAL PURPOSE HOSTILE DUTY  
GENERAL PURPOSE CORRO-DUTY  
GENERAL PURPOSE 841 PLUS®  
GENERAL PURPOSE OPEN DRIPPROOF  
GENERAL PURPOSE HAZARDOUS LOCATION  
GENERAL PURPOSE AUTOMOTIVE DUTY  
COOLING TOWER DUTY  
HAZARDOUS LOCATION  
C-FACE MOTORS  
VARIABLE SPEED MOTORS AND DRIVES

## General Purpose Three Phase, Totally Enclosed Fan Cooled (TEFC) World Motor 841 Plus® NEMA®† Premium Efficient

(continued)

HP	RPM	Voltage	Frame	Catalog Number	List	Discount Symbol	SF	"C" Dim. (inches)	Ship Wt. (lbs)	Full Load Eff.	Full Load Amps	Notes
250	3600	460	449TS	8D250P1CS	\$30,379	DS-841W	1.15	49.3	2500	95.4	273	
	1800	460	449T	8D250P2C	\$26,985	DS-841W	1.15	53.0	2500	96.2	273	
	1800	460	449T	8D250P2CB	\$26,985	DS-841W	1.15	53.0	2500	96.2	273	09
300	3600	460	449TS	8D300P1CS	\$36,319	DS-841W	1.15	49.3	2500	95.4	327	
	1800	460	449T	8D300P2C	\$31,176	DS-841W	1.15	53.0	2500	96.2	326	
	1800	460	449T	8D300P2CB	\$26,985	DS-841W	1.15	53.0	2500	96.2	326	09
350	3600	460	449TS	8P350P1CS	\$53,107	DS-841	1.15	51.4	2800	95.8	374	AP,NWM
	1800	460	449T	8P350P2C	\$49,229	DS-841	1.15	55.1	2950	96.2	381	AP,NWM
	1800	460	449T	8P350P2CB	\$50,779	DS-841	1.15	55.1	2950	96.2	381	09,AP,NWM
400	3600	460	449TS	8P400P1CS	\$59,265	DS-841	1.15	51.4	2900	95.8	426	AP,NWM
	1800	460	449T	8P400P2C	\$54,834	DS-841	1.15	55.1	3025	96.2	434	09,AP,NWM

Note 09 Cylindrical Roller Bearing  
 Note AP No F2 convertibility  
 Note NWM Non-World Motor Construction

# General Purpose Three Phase, Totally Enclosed Fan Cooled (TEFC) 841 PLUS® NEMA®† Premium Efficient



## APPLICATIONS:

For constant speed and inverter duty applications in petro-chemical, pulp & paper, automotive, mining and waste treatment industries.

## FEATURES:

- INVERTER GRADE® Insulation System (Meets NEMA®† MG-1 Part 31)
- Class F Insulation, Class B Rise At Full Load (Sine Wave Power)
- All Cast Iron Construction (Steel Mounting Base On 140 Frame), IP55 Enclosure
- Corrosion Resistant Mill & Chem Duty Paint (250 Hour Salt Spray Test)
- Stainless Steel Nameplate (with CE Mark) & Zinc Plated Hardware
- 40°C Ambient, NEMA®† Design B Performance (Sine Wave Power)
- VBXX®† Bearing Isolators By Inpro/Seal On Both Ends For IP66 Bearing Protection
- Same Size Regreasable Open Bearings, Brass Breathers/Drains
- Roller Bearing Available As Conversion On 400 Frame & Up
- Cast Iron Inner Bearing Caps (180 Frame & Larger)
- 5 Year Warranty (3 Years on Inverter Power)
- External Grounding Provision, Epoxy Coated Rotor
- 20:1 Variable Torque; 5:1 Constant Torque On Inverter Power
- Precision Balance (< 0.05 In/Sec Vibration)
- 1.15 SF On Sine Wave / 1.0 SF On Inverter Power
- Conversion Kits: C&D Flange, Drip Cover Kit (except 320-360)
- Meets or exceeds IEEE 841 Standard 2009

HP	RPM	Voltage	Frame	Catalog Number	List	Discount Symbol	SF	"C" Dim. (inches)	Ship Wt (lbs)	NEMA Nom. Eff.	Full Load Amps	Notes
1	1800	460	143T	8P1P2C	\$788	DS-841	1.15	13.1	65	85.5	1.5	
	1200	460	145T	8P1P3C	\$1,071	DS-841	1.15	13.1	70	81.5	1.8	
1 1/2	3600	460	143T	8P32P1C	\$878	DS-841	1.15	13.1	65	84.0	1.9	10
	1800	460	145T	8P32P2C	\$844	DS-841	1.25	13.1	70	86.5	2.1	
	1200	460	182T	8P32P3C	\$1,148	DS-841	1.15	16.1	96	87.5	2.3	
	1200	575	182T	8P32P3G	\$1,148	DS-841	1.15	16.1	100	87.5	1.8	
2	3600	460	145T	8P2P1C	\$1,026	DS-841	1.15	13.1	70	86.5	2.4	
	1800	460	145T	8P2P2C	\$910	DS-841	1.15	13.1	70	86.5	2.8	
	1200	460	184T	8P2P3C	\$1,257	DS-841	1.15	16.1	109	88.5	3.1	
	1200	575	184T	8P2P3G	\$1,257	DS-841	1.15	16.1	109	88.5	2.5	
3	3600	460	182T	8P3P1C	\$1,099	DS-841	1.15	16.1	96	87.5	3.9	
	3600	575	182T	8P3P1G	\$1,099	DS-841	1.15	16.1	96	88.5	3.1	
	1800	460	182T	8P3P2C	\$971	DS-841	1.15	16.1	96	89.5	3.9	
	1800	575	182T	8P3P2G	\$971	DS-841	1.15	16.1	96	89.5	3.2	
	1200	460	213T	8P3P3C	\$1,483	DS-841	1.15	20.0	164	89.5	4.4	
	1200	575	213T	8P3P3G	\$1,483	DS-841	1.15	20.0	160	89.5	3.5	
5	3600	460	184T	8P5P1C	\$1,367	DS-841	1.15	16.1	100	88.5	6.1	
	3600	575	184T	8P5P1G	\$1,367	DS-841	1.15	16.1	110	88.5	4.9	
	1800	460	184T	8P5P2C	\$1,119	DS-841	1.15	16.1	110	90.2	6.3	
	1800	575	184T	8P5P2G	\$1,119	DS-841	1.15	16.1	110	89.5	5	
	1200	460	215T	8P5P3C	\$2,106	DS-841	1.15	20.0	160	89.5	7	
	1200	575	215T	8P5P3G	\$2,106	DS-841	1.15	20.0	160	89.5	5.6	
7 1/2	3600	460	213T	8P7P1C	\$1,589	DS-841	1.15	20.0	160	89.5	9.3	
	3600	575	213T	8P7P1G	\$1,589	DS-841	1.15	20.0	160	89.5	7.4	
	1800	460	213T	8P7P2C	\$1,437	DS-841	1.15	20.0	160	91.7	9.1	
	1800	575	213T	8P7P2G	\$1,437	DS-841	1.15	20.0	160	91.7	7.5	
	1200	460	254T	8P7P3C	\$2,638	DS-841	1.15	25.0	300	91.0	9.9	
	1200	575	254T	8P7P3G	\$2,638	DS-841	1.15	25.0	300	91.0	7.8	

Note 10 6205/6203 Bearing System

GENERAL PURPOSE UNIMOUNT™  
 GENERAL PURPOSE C-FACE  
 GENERAL PURPOSE HOSTILE DUTY  
 GENERAL PURPOSE CORRO-DUTY™  
 GENERAL PURPOSE 841 PLUS®  
 GENERAL PURPOSE OPEN DRIPPROOF  
 GENERAL PURPOSE HAZARDOUS LOCATION  
 GENERAL PURPOSE AUTOMOTIVE DUTY  
 COOLING TOWER DUTY  
 HAZARDOUS LOCATION  
 C-FACE MOTORS  
 VARIABLE SPEED MOTORS AND DRIVES



GENERAL PURPOSE  
UNIMOUNT®GENERAL PURPOSE  
C-FACEGENERAL PURPOSE  
HOSTILE DUTYGENERAL PURPOSE  
CORRO-DUTYGENERAL PURPOSE  
841 PLUS®GENERAL PURPOSE  
OPEN DRIPPROOFGENERAL PURPOSE  
HAZARDOUS LOCATIONGENERAL PURPOSE  
AUTOMOTIVE DUTYCOOLING TOWER  
DUTYHAZARDOUS  
LOCATIONC-FACE  
MOTORSVARIABLE SPEED  
MOTORS AND DRIVES

# General Purpose Three Phase, Totally Enclosed Fan Cooled (TEFC) 841 PLUS® NEMA®† Premium Efficient




(continued)

HP	RPM	Voltage	Frame	Catalog Number	List	Discount Symbol	SF	"C" Dim. (inches)	Ship Wt (lbs)	NEMA Nom. Eff.	Full Load Amps	Notes
10	3600	460	215T	8P10P1C	\$1,849	DS-841	1.15	20.0	175	91.0	11.8	
	3600	575	215T	8P10P1G	\$1,849	DS-841	1.15	20.0	175	91.7	9.4	
	1800	460	215T	8P10P2C	\$1,724	DS-841	1.15	20.0	175	91.7	12	
	1800	575	215T	8P10P2G	\$1,724	DS-841	1.15	20.0	175	91.7	9.6	
	1200	460	256T	8P10P3C	\$3,164	DS-841	1.15	25.0	340	91.0	12.5	
	1200	575	256T	8P10P3G	\$3,164	DS-841	1.15	25.0	340	91.0	10.1	
15	3600	460	254T	8P15P1C	\$2,565	DS-841	1.15	25.0	300	91.0	17.5	
	3600	575	254T	8P15P1G	\$2,565	DS-841	1.15	25.0	300	91.0	14.3	
	1800	460	254T	8P15P2C	\$2,307	DS-841	1.15	25.0	300	92.4	18.3	
	1800	575	254T	8P15P2G	\$2,307	DS-841	1.15	25.0	300	92.4	14.6	
	1200	460	284T	8P15P3C	\$4,273	DS-841	1.15	27.7	400	91.7	18.6	
	1200	575	284T	8P15P3G	\$4,273	DS-841	1.15	27.7	400	91.7	15	
20	3600	460	256T	8P20P1C	\$3,286	DS-841	1.15	25.0	340	91.0	23.1	
	3600	575	256T	8P20P1G	\$3,286	DS-841	1.15	25.0	340	91.0	18.5	
	1800	460	256T	8P20P2C	\$2,942	DS-841	1.15	25.3	340	93.0	23.5	
	1800	575	256T	8P20P2G	\$2,942	DS-841	1.15	25.3	340	93.0	19	
	1200	460	286T	8P20P3C	\$5,357	DS-841	1.25	27.7	420	91.7	24.4	
	1200	575	286T	8P20P3G	\$5,357	DS-841	1.15	27.7	420	91.7	19.6	
25	3600	460	284TS	8P25P1CS	\$3,707	DS-841	1.15	27.7	380	91.7	29.5	
	3600	575	284TS	8P25P1GS	\$3,707	DS-841	1.15	26.3	380	91.7	23.6	
	1800	460	284T	8P25P2C	\$3,247	DS-841	1.15	27.7	380	93.6	29.5	
	1800	575	284T	8P25P2G	\$3,247	DS-841	1.15	27.7	380	93.6	23.6	
	1200	460	324T	8P25P3C	\$5,863	DS-841	1.15	30.8	600	93.0	29.4	
	1200	575	324T	8P25P3G	\$5,863	DS-841	1.15	30.8	600	93.0	23.5	
30	3600	460	286TS	8P30P1CS	\$4,243	DS-841	1.15	26.3	410	91.7	34	
	3600	575	286TS	8P30P1GS	\$4,243	DS-841	1.15	26.3	410	91.7	27.6	
	1800	460	286T	8P30P2C	\$3,696	DS-841	1.15	27.4	410	93.6	35	
	1800	575	286T	8P30P2G	\$3,696	DS-841	1.15	27.4	410	93.6	27.6	
	1200	460	326T	8P30P3C	\$6,751	DS-841	1.15	30.8	595	93.6	35	
	1200	575	326T	8P30P3G	\$6,751	DS-841	1.15	30.8	595	93.6	28.1	
40	3600	460	324TS	8P40P1CS	\$5,599	DS-841	1.15	29.3	465	92.4	46	
	3600	575	324TS	8P40P1GS	\$5,599	DS-841	1.15	29.3	465	92.4	36	
	1800	460	324T	8P40P2C	\$4,928	DS-841	1.15	30.8	515	94.1	46	
	1800	575	324T	8P40P2G	\$4,928	DS-841	1.15	30.8	515	94.1	37	
	1200	460	364T	8P40P3C	\$9,286	DS-841	1.15	33.2	785	94.1	46	
	1200	575	364T	8P40P3G	\$9,286	DS-841	1.15	33.2	785	94.1	37	
50	3600	460	326TS	8P50P1CS	\$7,203	DS-841	1.15	29.3	555	93.0	56	
	3600	575	326TS	8P50P1GS	\$7,203	DS-841	1.15	29.3	625	93.0	45	
	1800	460	326T	8P50P2C	\$6,050	DS-841	1.15	30.9	595	94.5	56	
	1800	575	326T	8P50P2G	\$6,050	DS-841	1.15	30.9	595	94.5	45	
	1200	460	365T	8P50P3C	\$10,698	DS-841	1.15	33.2	895	94.1	58	
	1200	575	365T	8P50P3G	\$10,698	DS-841	1.15	33.2	895	94.1	46	
60	3600	460	364TS	8P60P1CS	\$9,416	DS-841	1.15	30.9	785	93.6	68	
	3600	575	364TS	8P60P1GS	\$9,416	DS-841	1.15	30.9	785	93.6	54	
	1800	460	364T	8P60P2C	\$8,614	DS-841	1.15	33.2	785	95.0	69	
	1800	460	364TS	8P60P2CS	\$8,614	DS-841	1.15	30.9	785	95.0	69	LA
	1800	575	364T	8P60P2G	\$8,614	DS-841	1.15	33.2	785	95.0	55	
	1200	460	404T	8P60P3C	\$12,342	DS-841	1.15	38.0	1160	94.5	70	
1200	575	404T	8P60P3G	\$12,342	DS-841	1.15	38.0	1160	94.5	56		

Note LA Limited Availability

# General Purpose Three Phase, Totally Enclosed Fan Cooled (TEFC) 841 PLUS® NEMA®† Premium Efficient



CE

(continued)

HP	RPM	Voltage	Frame	Catalog Number	List	Discount Symbol	SF	"C" Dim. (inches)	Ship Wt (lbs)	NEMA Nom. Eff.	Full Load Amps	Notes	
75	3600	460	365TS	8P75P1CS	\$11,597	DS-841	1.15	30.9	895	93.6	83		
	3600	575	365TS	8P75P1GS	\$11,597	DS-841	1.15	30.9	895	93.6	67		
	1800	460	365T	8P75P2C	\$10,739	DS-841	1.15	33.2	895	95.4	84		
	1800	575	365T	8P75P2G	\$10,739	DS-841	1.15	33.2	895	95.4	68		
	1800	575	365T	8P75P2GB	\$10,739	DS-841	1.15	33.2	895	95.4	68	09	
	1200	460	405T	8P75P3C	\$14,263	DS-841	1.15	38.0	1300	94.5	87		
	1200	460	405T	8P75P3CB	\$14,263	DS-841	1.15	38.0	1300	94.5	87	09	
	1200	575	405T	8P75P3G	\$14,263	DS-841	1.15	38.0	1300	94.5	69		
	1200	575	405T	8P75P3GB	\$14,263	DS-841	1.15	38.0	1300	94.5	69	09	
100	3600	460	405TS	8P100P1CS	\$15,763	DS-841	1.15	35.0	1300	94.5	112		
	3600	575	405TS	8P100P1GS	\$15,763	DS-841	1.15	35.0	1300	94.5	90		
	1800	460	405T	8P100P2C	\$13,431	DS-841	1.15	38.0	1300	95.4	113		
	1800	460	405T	8P100P2CB	\$13,431	DS-841	1.15	38.0	1300	95.4	113	09	
	1800	460	405TS	8P100P2CS	\$13,431	DS-841	1.15	35.0	1300	95.4	113		
	1800	575	405T	8P100P2G	\$13,431	DS-841	1.15	38.0	1300	95.4	90		
	1800	575	405T	8P100P2GB	\$13,431	DS-841	1.15	38.0	1300	95.4	90	09	
	1800	575	405TS	8P100P2GS	\$13,431	DS-841	1.15	35.0	1300	95.4	90		
	1200	460	444T	8P100P3C	\$19,820	DS-841	1.15	45.9	1660	95.0	124	11	
	1200	460	444T	8P100P3CB	\$19,820	DS-841	1.15	45.9	1660	95.0	124	09	
	1200	575	444T	8P100P3G	\$19,820	DS-841	1.15	45.9	1660	95.0	99		
	1200	575	444T	8P100P3GB	\$19,820	DS-841	1.15	45.9	1660	95.0	99	09	
125	3600	460	444TS	8P125P1CS	\$19,697	DS-841	1.15	42.0	1660	95.8	142		
	3600	575	444TS	8P125P1GS	\$19,697	DS-841	1.15	42.0	1660	95.8	114		
	1800	460	444T	8P125P2C	\$16,789	DS-841	1.15	45.9	1675	95.4	146	11	
	1800	460	444T	8P125P2CB	\$16,789	DS-841	1.15	45.9	1675	95.4	146	09	
	1800	460	444TS	8P125P2CS	\$16,789	DS-841	1.15	42.0	1675	95.4	146		
	1800	575	444T	8P125P2G	\$16,789	DS-841	1.15	45.9	1675	95.4	116	11	
	1800	575	444T	8P125P2GB	\$16,789	DS-841	1.15	45.9	1675	95.4	116	09	
	1800	575	444TS	8P125P2GS	\$16,789	DS-841	1.15	42.0	1675	95.4	116		
	1200	460	445T	8P125P3C	\$22,767	DS-841	1.15	45.9	1750	95.8	151		
	1200	460	445T	8P125P3CB	\$22,767	DS-841	1.15	45.9	1750	95.4	151	09	
	1200	575	445T	8P125P3G	\$22,767	DS-841	1.15	45.9	1750	95.4	123		
	1200	575	445T	8P125P3GB	\$22,767	DS-841	1.15	45.9	1750	95.4	123	09	
	150	3600	460	445TS	8P150P1CS	\$24,508	DS-841	1.15	41.7	1750	95.8	171	
		3600	575	445TS	8P150P1GS	\$24,508	DS-841	1.15	42.1	1750	95.4	137	
1800		460	445T	8P150P2C	\$20,147	DS-841	1.15	45.9	1780	95.8	171	11	
1800		460	445T	8P150P2CB	\$20,147	DS-841	1.15	45.9	1780	95.8	171	09	
1800		460	445TS	8P150P2CS	\$20,147	DS-841	1.15	42.1	1780	95.8	171		
1800		575	445T	8P150P2G	\$20,147	DS-841	1.15	45.9	1780	95.8	137	11	
1800		575	445T	8P150P2GB	\$20,147	DS-841	1.15	45.9	1780	95.8	137	09	
1200		460	447T	8P150P3C	\$26,437	DS-841	1.15	49.4	2100	95.8	181		
1200		460	447T	8P150P3CB	\$26,437	DS-841	1.15	49.4	2100	95.8	181	09	
1200		575	447T	8P150P3G	\$26,437	DS-841	1.15	49.4	2100	96.2	145	11	
1200		575	447T	8P150P3GB	\$26,437	DS-841	1.15	49.4	2100	95.8	145	09	

Note 09 Cylindrical Roller Bearing  
 Note 11 6318/6313 Bearing System

GENERAL PURPOSE UNIMOUNT™  
 GENERAL PURPOSE C-FACE  
 GENERAL PURPOSE HOSTILE DUTY  
 GENERAL PURPOSE CORRO-DUTY  
 GENERAL PURPOSE 841 PLUS®  
 GENERAL PURPOSE OPEN DRIPROOF  
 GENERAL PURPOSE HAZARDOUS LOCATION  
 GENERAL PURPOSE AUTOMOTIVE DUTY  
 COOLING-TOWER DUTY  
 HAZARDOUS LOCATION  
 C-FACE MOTORS  
 VARIABLE SPEED MOTORS AND DRIVES

GENERAL PURPOSE  
UNIMOUNT®GENERAL PURPOSE  
C-FACEGENERAL PURPOSE  
HOSTILE DUTYGENERAL PURPOSE  
CORRO-DUTY™GENERAL PURPOSE  
841 PLUS®GENERAL PURPOSE  
OPEN DRIPPROOFGENERAL PURPOSE  
HAZARDOUS LOCATIONGENERAL PURPOSE  
AUTOMOTIVE DUTYCOOLING TOWER  
DUTYHAZARDOUS  
LOCATIONC-FACE  
MOTORSVARIABLE SPEED  
MOTORS AND DRIVES

## General Purpose Three Phase, Totally Enclosed Fan Cooled (TEFC) 841 PLUS® NEMA®† Premium Efficient

**NEMA**  
 Premium


CE

(continued)

HP	RPM	Voltage	Frame	Catalog Number	List	Discount Symbol	SF	"C" Dim. (inches)	Ship Wt (lbs)	NEMA Nom. Eff.	Full Load Amps	Notes
200	3600	460	447TS	8P200P1CS	\$29,692	DS-841	1.15	45.6	2100	96.2	217	
	3600	575	447TS	8P200P1GS	\$29,692	DS-841	1.15	45.6	2100	95.8	173	
	1800	460	447T	8P200P2C	\$23,532	DS-841	1.15	49.4	2120	96.2	224	
	1800	460	447T	8P200P2CB	\$23,532	DS-841	1.15	49.4	2120	96.2	224	09
	1800	460	447TS	8P200P2CS	\$23,532	DS-841	1.15	45.6	2120	96.2	224	
	1800	575	447T	8P200P2G	\$23,532	DS-841	1.15	49.4	2120	96.2	180	11
	1800	575	447T	8P200P2GB	\$23,532	DS-841	1.15	49.4	2120	96.2	180	09
250	3600	460	449TS	8P250P1CS	\$35,160	DS-841	1.15	51.4	2400	95.8	273	12,106,AP
	1800	460	449T	8P250P2C	\$30,248	DS-841	1.15	55.1	2700	96.2	273	106,AP
300	3600	460	449TS	8P300P1CS	\$45,057	DS-841	1.15	51.4	2700	95.8	329	12,106,AP
	1800	460	449T	8P300P2C	\$41,403	DS-841	1.15	55.1	2700	96.2	326	106,AP
350	3600	460	449TS	8P350P1CS	\$53,107	DS-841	1.15	51.4	2800	95.8	374	12,106,AP
	1800	460	449T	8P350P2C	\$49,229	DS-841	1.15	55.1	2400	96.2	378	106,AP
400	3600	460	449TS	8P400P1CS	\$59,265	DS-841	1.15	51.4	2900	95.8	426	12,106,AP
	1800	460	449T	8P400P2C	\$54,834	DS-841	1.15	55.1	2400	96.2	434	12,106,AP
	1800	575	449T	8P400P2G	\$54,834	DS-841	1.15	55.1	2400	96.2	347	12,106,AP

- Note 09 Cylindrical Roller Bearing  
 Note 11 6318/6313 Bearing System  
 Note 12 Unidirectional Fan - CCW direction facing opposite drive end (FODE)  
 Note 106 TITAN® 841 (IEEE 841 Features)  
 Note AP No F2 Convertibility

# General Purpose Three Phase, Totally Enclosed Fan Cooled (TEFC) World Motor 841 Plus® NEMA®† Premium Efficient

## APPLICATIONS:

For constant speed and inverter duty applications in petro-chemical, pulp & paper, automotive, mining and waste treatment industries.

## FEATURES:

- Inverter Grade® Insulation System (Meets NEMA®† MG-1 Part 31)
- Class F Insulation, Class B Rise At Full Load (Sine Wave Power)
- All Cast Iron Construction
- Corrosion Resistant Mill & Chem Duty Paint (500 Hour Salt Spray Test)
- Stainless Steel Nameplate (with CE Mark) & Zinc Plated Hardware
- 40°C Ambient, NEMA®† Design B Performance (Sine Wave Power)
- VBXX®† Bearing Isolators By Inpro/Seal On Both Ends For IP55 Bearing Protection
- Same Size Regreaseable Open Bearings, Brass Breathers/Drains
- 5 Year Warranty (3 Years on Inverter Power)
- External Grounding Provision, Epoxy Coated Rotor
- 20:1 (3-60hz) Variable Torque; 5:1 (12-60hz) Constant Torque On Inverter Power
- Precision Balance (< 0.05 In/Sec Vibration)
- 1.15 SF On Sine Wave / 1.0 SF On Inverter Power
- Meets or Exceeds IEEE 841 Standard 2009
- Conversion Kits: C&D Flange, Drip Cover Kit, Shaft Grounding
- Self-Certified Class I, Division 2, Groups A, B, C, & D

## C-Face Footless

HP	RPM	Voltage	Frame	Catalog Number	List	Discount Symbol	SF	"C" Dim. (inches)	Ship Wt. (lbs)	Full Load Eff.	Full Load Amps	Notes
1	1800	460	143TC	8D1P2CCR	\$778	DS-841W	1.15	14.2	70	85.5	1.5	
	1200	460	145TC	8D1P3CCR	\$961	DS-841W	1.15	14.2	80	82.5	1.8	
1 1/2	3600	460	143TC	8D32P1CCR	\$805	DS-841W	1.15	14.2	65	84.0	1.9	
	1800	460	145TC	8D32P2CCR	\$817	DS-841W	1.15	14.2	80	86.5	2.1	
2	3600	460	145TC	8D2P1CCR	\$880	DS-841W	1.15	14.2	70	85.5	2.5	
	1800	460	145TC	8D2P2CCR	\$890	DS-841W	1.15	14.2	80	86.5	2.7	
	1200	460	184TCH	8D2P3CKR	\$1,227	DS-841W	1.15	17.2	110	88.5	3.1	
3	3600	460	182TCH	8D3P1CKR	\$993	DS-841W	1.15	17.2	90	86.5	4.1	
	1800	460	182TC	8D3P2CCR	\$954	DS-841W	1.15	17.2	110	89.5	3.9	
	1200	460	213TC	8D3P3CCR	\$1,503	DS-841W	1.15	20.4	180	89.5	4.3	
5	1800	460	184TC	8D5P2CCR	\$1,196	DS-841W	1.15	17.2	120	89.5	6.3	
	1800	460	184TCH	8D5P2CKR	\$1,196	DS-841W	1.15	17.2	120	89.5	6.3	
	1200	460	215TC	8D5P3CCR	\$2,004	DS-841W	1.15	20.4	190	89.5	7.1	
7 1/2	3600	460	213TC	8D7P1CCR	\$1,392	DS-841W	1.15	20.4	150	89.5	9	
	1800	460	213TC	8D7P2CCR	\$1,342	DS-841W	1.15	20.4	180	91.7	9.6	
10	3600	460	215TC	8D10P1CCR	\$1,602	DS-841W	1.15	20.4	170	90.2	11.8	
	1800	460	215TC	8D10P2CCR	\$1,640	DS-841W	1.15	20.4	190	91.7	12.8	

# General Purpose Three Phase, Totally Enclosed Fan Cooled (TEFC) 841 PLUS® NEMA®† Premium Efficient

**NEMA**  
Premium


CEF

## APPLICATIONS:

For constant speed and inverter duty applications in petro-chemical, pulp & paper, automotive, mining and waste treatment industries.

## FEATURES:

- INVERTER GRADE® Insulation System (Meets NEMA®† MG-1 Part 31)
- Class F Insulation, Class B Rise At Full Load (Sine Wave Power)
- All Cast Iron Construction
- Corrosion Resistant Mill & Chem Duty Paint (250 Hour Salt Spray Test)
- Stainless Steel Nameplate (with "CE" Mark) & Zinc Plated Hardware
- 40°C Ambient, NEMA®† Design B Performance (Sine Wave Power)
- VBXX®† Bearing Isolators By Inpro/Seal For IP55 Protection
- Same Size Regreasable Open Bearings & Internal Bearing Caps (180 Frame & Up)
- Cast Iron Inner Bearing Caps (180 Frame & Larger)
- 5 Year Warranty (3 Years on Inverter Power)
- External Grounding Provision, Epoxy Coated Rotor
- 20:1 Variable Torque; 5:1 Constant Torque On Inverter Power
- Precision Balance (< 0.05 In/Sec Vibration)
- 1.15 SF On Sine Wave / 1.0 SF On Inverter Power
- Meets or Exceeds IEEE 841 Standard 2009

## C-Face Footless

HP	RPM	Voltage	Frame	Catalog Number	List	Discount Symbol	SF	"C" Dim. (inches)	Ship Wt. (lbs)	NEMA Nom. Eff.	Full Load Amps	Notes
1	1800	460	143TC	8P1P2CCR	\$881	DS-841	1.15	13.5	65	85.5	1.5	
	1800	460	143TC	8P1P2CCR2	\$881	DS-841	1.15	13.5	65	85.5	1.5	
	1200	460	145TC	8P1P3CCR	\$1,164	DS-841	1.15	13.5	73	82.5	1.8	
1 1/2	3600	460	143TC	8P32P1CCR	\$971	DS-841	1.15	13.5	68	84.0	1.9	
	1800	460	145TC	8P32P2CCR	\$937	DS-841	1.15	13.5	73	86.5	2.1	
2	3600	460	145TC	8P2P1CCR	\$1,119	DS-841	1.15	13.5	73	85.5	2.5	
	1800	460	145TC	8P2P2CCR	\$1,003	DS-841	1.15	13.5	70	86.5	2.8	
	1800	460	145TC	8P2P2CCR2	\$1,003	DS-841	1.15	13.5	70	86.5	2.8	
	1200	460	184TCH	8P2P3CKR	\$1,350	DS-841	1.15	17.4	115	87.5	3.1	
3	3600	460	182TCH	8P3P1CKR	\$1,192	DS-841	1.15	17.4	100	87.5	3.9	
	1800	460	182TC	8P3P2CCR	\$1,064	DS-841	1.15	17.4	115	89.5	3.9	
	1200	460	213TC	8P3P3CCR	\$1,576	DS-841	1.15	20.8	165	89.5	4.4	
5	1800	460	184TC	8P5P2CCR	\$1,212	DS-841	1.00	17.4	110	89.5	6.3	
	1800	460	184TCH	8P5P2CKR	\$1,212	DS-841	1.15	17.4	110	90.2	6.3	
	1200	460	215TC	8P5P3CCR	\$2,199	DS-841	1.15	20.8	220	89.5	7	
7 1/2	3600	460	213TC	8P7P1CCR	\$1,702	DS-841	1.15	20.8	160	89.5	9.3	
	1800	460	213TC	8P7P2CCR	\$1,550	DS-841	1.15	20.8	160	91.0	9.2	
10	3600	460	215TC	8P10P1CCR	\$1,962	DS-841	1.15	20.8	185	91.0	11.8	
	1800	460	215TC	8P10P2CCR	\$1,837	DS-841	1.15	20.8	200	91.0	12	



# General Purpose Three Phase, Totally Enclosed Fan Cooled (TEFC) 661 PLUS® NEMA®+ Premium Efficient



**NEMA  
Premium**

CE6

## APPLICATIONS:

For constant speed and inverter duty heat exchanger applications in petro-chemical industry.

## FEATURES:

- INVERTER GRADE® Insulation System (Meets NEMA®+ MG-1 Part 31)
- All Cast Iron Construction, IP56 Enclosure
- Corrosion Resistant Mill & Chem Duty Paint (250 Hour Salt Spray Test)
- Stainless Steel Nameplate (with "CE" Mark) & Zinc Plated Hardware
- 40°C Ambient, NEMA®+ Design B Performance (Sine Wave Power)
- VBXX® Bearing Isolators By Inpro/Seal For IP66 Bearing Protection
- Regreasable Open Bearings, Stainless Breathers/Drains
- External Grounding Provision, Epoxy Coated Rotor
- 10:1 Variable Torque; 5:1 Constant Torque On Inverter Power
- 1.15 SF On Sine Wave / 1.0 SF On Inverter Power
- Internal Bearing Caps, RTV Sealant On Bolt Holes & Register Fits
- Cast Iron Inner Bearing Caps (180 Frame & Larger)
- Conversion Kits: Drip Cover Kit
- 5 Year Warranty (3 Years on Inverter Power), See Page ix for Information
- W6 Assembly Position
- Vertical Shaft Down Lifting & Horizontal Lifting (210 Frame & Larger)
- Self-Certified Class I, Division 2, Groups A, B, C, & D

HP	RPM	Voltage	Frame	Catalog Number	List	Discount Symbol	SF	"C" Dim. (inches)	Ship Wt. (lbs)	NEMA Nom. Eff.	Full Load Amps	Notes
5	1800	460	184T	6P5P2C	\$1,203	DS-841	1.15	16.1	110	89.5	6.3	09
7 1/2	1800	460	213T	6P7P2CB	\$1,837	DS-841	1.15	20.0	160	91.7	9.1	09
10	1800	460	215T	6P10P2CB	\$2,124	DS-841	1.15	20.0	175	91.7	11.9	09
15	1800	460	254T	6P15P2CB	\$2,707	DS-841	1.15	25.0	300	92.4	18.3	09
20	1800	460	256T	6P20P2CB	\$3,345	DS-841	1.15	25.0	340	93.0	23.5	09
25	1800	460	284T	6P25P2CB	\$3,688	DS-841	1.15	27.7	380	93.6	29.5	09
30	1800	460	286T	6P30P2CB	\$4,137	DS-841	1.15	27.7	410	93.6	35	09
40	1800	460	324T	6P40P2CB	\$5,441	DS-841	1.15	30.8	600	94.1	46	09
50	1800	460	326T	6P50P2CB	\$6,563	DS-841	1.15	30.8	625	94.5	56	09
60	1800	460	364T	6P60P2CB	\$9,164	DS-841	1.15	33.2	750	95.0	69	09
75	1800	460	365T	6P75P2CB	\$11,289	DS-841	1.15	33.2	900	95.4	84	09

Note 09 Cylindrical Roller Bearing

GENERAL PURPOSE UNIMOUNT™  
GENERAL PURPOSE C-FACE  
GENERAL PURPOSE HOSTILE DUTY  
GENERAL PURPOSE CORRO-DUTY™  
GENERAL PURPOSE 84 PLUS™  
GENERAL PURPOSE OPEN DRIPPROOF™  
GENERAL PURPOSE HAZARDOUS LOCATION  
GENERAL PURPOSE AUTOMOTIVE DUTY  
COOLING TOWER DUTY  
HAZARDOUS LOCATION  
C-FACE MOTORS  
VARIABLE SPEED MOTORS AND DRIVES

# General Purpose Three Phase, Totally Enclosed Fan Cooled (TEFC) World Motor HOSTILE DUTY® IEC, IE3 Efficiency

## APPLICATIONS:

For pulp & paper plants, saw mills, mines, foundries, chemical plants, waste management facilities, and other process-related industries

CEF

## FEATURES:

- Class F Insulation, Class B Rise At Full Load On 50 Hertz Sine Wave Power
- Corrosion Resistant Mill & Chemical Duty Paint
- Cast Iron Frame, Cast Iron End Brackets, Cast Iron Conduit Box
- Terminal Block in Conduit Box
- Stainless Steel Nameplate (with CE Mark) & Zinc Plated Hardware
- Shaft Seals For IP55 Protection
- Wye/Delta Dual Voltage 230/400 Volts
- 40°C Ambient
- IEC Design N
- Regreasable Ball Bearings 160 Frame & Up
- Horizontal Lifting Provisions
- Self-Certified Zone 2, Groups IIA, IIB, IIC
- Div. 2, Class I Group A, B, C & D, Class II Group F
- T3 T-Code
- Double Shielded Bearings 90-225, Open On 250-280
- 1.0 Service Factor
- Steel Fan Cover
- F3 Assembly Position
- Condensation Drains With Plastic Plugs
- Conversion Kits: All Cast Iron Upgrade, B5 & B14 Flanges, Canopy Kits
- Bearing Caps On 250-280
- Suitable for 20:1 Variable Torque; 2:1 Constant Torque On Inverter Power

KW(HP)	RPM	Voltage	Frame	Catalog Number	List	Discount Symbol	SF	"L" Dim. (mm)	Ship Wt. (kg)	Full Load Eff.	Full Load Amps	Notes
0.75 (1)	3000	230/400	90SL	MHD0075P1Y	\$620	DS-3HDI	1.0	334	25	83.8	2.7 / 1.6	
0.75 (1)	1500	230/400	90SL	MHD0075P2Y	\$557	DS-3HDI	1.0	334	30	82.5	2.9 / 1.7	
0.75 (1)	1000	230/400	90SL	MHD0075P3Y	\$711	DS-3HDI	1.0	334	34	78.9	3.5 / 2.0	
1.1 (1)	3000	230/400	90SL	MHD011P1Y	\$620	DS-3HDI	1.0	334	25	83	4.0 / 2.3	
1.1 (1)	1500	230/400	90SL	MHD011P2Y	\$595	DS-3HDI	1.0	334	30	84.2	4.1 / 2.4	
1.1 (1)	1000	230/400	90SL	MHD011P3Y	\$799	DS-3HDI	1.0	334	34	81	5.1 / 3.0	
1.5 (2)	3000	230/400	90SL	MHD015P1Y	\$759	DS-3HDI	1.0	334	30	84.2	5.2 / 3.0	
1.5 (2)	1500	230/400	90SL	MHD015P2Y	\$653	DS-3HDI	1.0	334	34	85.3	5.5 / 3.2	
1.5 (2)	1000	230/400	112SM	MHD015P3Y	\$912	DS-3HDI	1.0	405	45	82.5	6.1 / 3.5	
2.2 (3)	3000	230/400	90SL	MHD022P1Y	\$748	DS-3HDI	1.0	334	30	86.1	7.3 / 4.2	
2.2 (3)	1500	230/400	112SM	MHD022P2Y	\$713	DS-3HDI	1.0	405	45	86.7	8.0 / 4.6	
2.2 (3)	1000	230/400	112SM	MHD022P3Y	\$1,135	DS-3HDI	1.0	425	55	84.3	9.0 / 5.2	
3 (4)	3000	230/400	112SM	MHD03P1Y	\$818	DS-3HDI	1.0	405	45	87.1	10.7 / 6.2	
3 (4)	1500	230/400	112SM	MHD03P2Y	\$764	DS-3HDI	1.0	405	50	87.1	10.7 / 6.2	
3 (4)	1000	230/400	132SM	MHD03P3Y	\$1,300	DS-3HDI	1.0	493	68	85.6	11.3 / 6.5	
4 (5)	3000	230/400	112SM	MHD04P1Y	\$887	DS-3HDI	1.0	405	50	88.1	13.4 / 7.7	
4 (5)	1500	230/400	112SM	MHD04P2Y	\$813	DS-3HDI	1.0	425	55	88.6	14.4 / 8.3	
4 (5)	1000	230/400	132SM	MHD04P3Y	\$1,464	DS-3HDI	1.0	493	82	86.8	15.4 / 8.9	
5.5 (7)	3000	230/400	132SM	MHD05P1Y	\$1,153	DS-3HDI	1.0	493	68	89.2	18.2 / 10.5	
5.5 (7)	1500	230/400	132SM	MHD05P2Y	\$1,107	DS-3HDI	1.0	493	77	89.6	19.0 / 10.9	
5.5 (7)	1000	230/400	132SM	MHD05P3Y	\$1,967	DS-3HDI	1.0	531	86	88	21.0 / 12.1	
7.5 (10)	3000	230/400	132SM	MHD075P1Y	\$1,346	DS-3HDI	1.0	493	73	90.1	24.6 / 14.2	
7.5 (10)	1500	230/400	132SM	MHD075P2Y	\$1,379	DS-3HDI	1.0	531	86	90.4	25.3 / 14.6	
7.5 (10)	1000	230/400	160ML	MHD075P3Y	\$2,337	DS-3HDI	1.0	642	130	89.1	25.5 / 14.7	
11 (15)	3000	230/400	160ML	MHD11P1Y	\$1,893	DS-3HDI	1.0	642	120	91.2	36.0 / 20.7	
11 (15)	1500	230/400	160ML	MHD11P2Y	\$1,845	DS-3HDI	1.0	642	130	91.4	37.0 / 21.1	
11 (15)	1000	230/400	160ML	MHD11P3Y	\$3,089	DS-3HDI	1.0	642	157	90.3	38.0 / 22.2	
15 (20)	3000	230/400	160ML	MHD15P1Y	\$2,347	DS-3HDI	1.0	642	134	91.9	46.0 / 26.6	
15 (20)	1500	230/400	160ML	MHD15P2Y	\$2,295	DS-3HDI	1.0	642	152	92.1	49.0 / 28.3	
15 (20)	1000	230/400	180ML	MHD15P3Y	\$3,796	DS-3HDI	1.0	691	189	91.2	50.0 / 28.5	
18.5 (25)	1500	230/400	180ML	MHD18P2Y	\$2,700	DS-3HDI	1.0	691	170	92.6	60.0 / 35.0	
18.5 (25)	1000	230/400	200ML	MHD18P3Y	\$4,850	DS-3HDI	1.0	742	248	91.7	63.0 / 37.0	
22 (30)	3000	230/400	180ML	MHD22P1Y	\$3,348	DS-3HDI	1.0	691	170	92.7	67.0 / 39.0	
22 (30)	1500	230/400	180ML	MHD22P2Y	\$3,206	DS-3HDI	1.0	691	184	93.3	71.0 / 41.0	
22 (30)	1000	230/400	200ML	MHD22P3Y	\$5,517	DS-3HDI	1.0	742	270	92.2	74.0 / 42.0	
30 (40)	3000	230/400	200ML	MHD30P1Y	\$3,946	DS-3HDI	1.0	742	243	93.3	92.0 / 53.0	
30 (40)	1500	230/400	200ML	MHD30P2Y	\$3,826	DS-3HDI	1.0	742	261	93.6	94.0 / 54.0	
30 (40)	1000	230/400	225SM	MHD30P3Y	\$6,112	DS-3HDI	1.0	810	339	92.9	96.0 / 56.0	
37 (50)	3000	230/400	200ML	MHD37P1Y	\$5,288	DS-3HDI	1.0	742	252	93.7	114.0 / 66.0	
37 (50)	1500	230/400	225SM	MHD37P2Y	\$4,751	DS-3HDI	1.0	810	320	93.9	118.0 / 68.0	
37 (50)	1000	230/400	250SM	MHD37P3Y	\$7,602	DS-3HDI	1.0	911	455	93.3	118.0 / 68.0	
45 (60)	3000	230/400	225SM	MHD45P1Y	\$6,800	DS-3HDI	1.0	781	325	94	134.0 / 77.0	
45 (60)	1500	230/400	225SM	MHD45P2Y	\$6,646	DS-3HDI	1.0	810	330	94.2	141.0 / 81.0	
45 (60)	1000	230/400	280SM	MHD45P3Y	\$8,942	DS-3HDI	1.0	1051	827	93.7	152.0 / 88.0	
55 (75)	3000	230/400	250SM	MHD55P1Y	\$8,756	DS-3HDI	1.0	911	436	94.3	167.0 / 96.0	
55 (75)	1500	230/400	250SM	MHD55P2Y	\$8,114	DS-3HDI	1.0	911	432	94.6	171.0 / 98.0	
55 (75)	1000	230/400	280SM	MHD55P3Y	\$10,640	DS-3HDI	1.0	1051	827	94.1	183.0 / 105.0	
75 (100)	3000	400	280SM	MHD75P1T	\$11,737	DS-3HDI	1.0	1051	827	94.7	131.0	
75 (100)	1500	400	280SM	MHD75P2T	\$10,640	DS-3HDI	1.0	1051	827	95	135.0	
90 (125)	3000	400	280SM	MHD90P1T	\$14,058	DS-3HDI	1.0	1051	827	95	153.0	
90 (125)	1500	400	280SM	MHD90P2T	\$13,203	DS-3HDI	1.0	1051	827	95.2	158.0	

# General Purpose Three Phase, Totally Enclosed Fan Cooled (TEFC) World Motor HOSTILE DUTY® IEC, B5 (footless), IE3 Efficiency

## APPLICATIONS:

For pulp & paper plants, saw mills, mines, foundries, chemical plants, waste management facilities, and other process-related industries requiring protection within harsh operating conditions.

## FEATURES:

- Class F Insulation, Class B Rise At Full Load On 50 Hertz Sine Wave Power
- Corrosion Resistant Mill & Chemical Duty Paint
- Cast Iron Frame, Cast Iron End Brackets, Cast Iron Conduit Box
- Terminal Block in Conduit Box
- Stainless Steel Nameplate (with CE Mark) & Zinc Plated Hardware
- Shaft Seals For IP55 Protection
- Wye/Delta Dual Voltage 230/400 Volts
- 40°C Ambient
- IEC Design N
- Regreasable Ball Bearings 160 Frame & Up
- Horizontal and Vertical (shaft down) Lifting Provisions
- Self-Certified Zone 2, Groups IIA, IIB, IIC
- Div. 2, Class I Group A, B, C & D, Class II Group F
- T3 T-Code
- Double Shielded Bearings 90-225, Open On 250-280
- 1.0 Service Factor
- Steel Fan Cover
- Footless with B5 Flange
- Condensation Drains With Plastic Plugs
- Conversion Kits: All Cast Iron Upgrade, B14 Flanges, Canopy Kits
- Bearing Caps On 250-280
- Suitable for 20:1 Variable Torque; 2:1 Constant Torque On Inverter Power

KW(HP)	RPM	Voltage	Frame	Catalog Number	List	Discount Symbol	SF	"L" Dim. (mm)	Ship Wt. (kg)	Full Load Eff.	Full Load Amps	Notes
0.75 (1)	3000	230/400	90	MHD0075P1Y3001	\$669	DS-3HDI	1.00	349	20	83.8	2.7 / 1.6	B5 (Footless Flanged)
0.75 (1)	1500	230/400	90	MHD0075P2Y3001	\$634	DS-3HDI	1.00	349	30	82.5	2.9 / 1.7	B5 (Footless Flanged)
1.1 (1.5)	3000	230/400	90	MHD011P1Y3001	\$689	DS-3HDI	1.00	349	20	83.0	4.0 / 2.3	B5 (Footless Flanged)
1.1 (1.5)	1500	230/400	90	MHD011P2Y3001	\$667	DS-3HDI	1.00	349	30	84.2	4.1 / 2.4	B5 (Footless Flanged)
1.5 (2)	3000	230/400	90	MHD015P1Y3001	\$710	DS-3HDI	1.00	349	30	84.2	5.2 / 3.0	B5 (Footless Flanged)
1.5 (2)	1500	230/400	90	MHD015P2Y3001	\$718	DS-3HDI	1.00	349	30	85.3	5.5 / 3.2	B5 (Footless Flanged)
2.2 (3)	3000	230/400	90	MHD022P1Y3001	\$840	DS-3HDI	1.00	349	30	86.1	7.3 / 4.2	B5 (Footless Flanged)
2.2 (3)	1500	230/400	112	MHD022P2Y3001	\$863	DS-3HDI	1.00	405	40	86.7	8.0 / 4.6	B5 (Footless Flanged)
3 (4)	3000	230/400	112	MHD03P1Y3001	\$1,037	DS-3HDI	1.00	405	40	87.1	10.7 / 6.2	B5 (Footless Flanged)
3 (4)	1500	230/400	112	MHD03P2Y3001	\$963	DS-3HDI	1.00	405	50	87.1	10.7 / 6.2	B5 (Footless Flanged)
4 (5)	3000	230/400	112	MHD04P1Y3001	\$1,303	DS-3HDI	1.00	405	50	88.1	13.4 / 7.7	B5 (Footless Flanged)
4 (5)	1500	230/400	112	MHD04P2Y3001	\$1,257	DS-3HDI	1.00	425	50	88.6	14.4 / 8.3	B5 (Footless Flanged)
5.5 (7)	3000	230/400	132	MHD055P1Y3001	\$1,393	DS-3HDI	1.00	493	60	89.2	18.2 / 10.5	B5 (Footless Flanged)
5.5 (7)	1500	230/400	132	MHD055P2Y3001	\$1,347	DS-3HDI	1.00	493	80	89.6	19.0 / 10.9	B5 (Footless Flanged)
7.5 (10)	3000	230/400	132	MHD075P1Y3001	\$1,586	DS-3HDI	1.00	493	70	90.1	24.6 / 14.2	B5 (Footless Flanged)
7.5 (10)	1500	230/400	132	MHD075P2Y3001	\$1,619	DS-3HDI	1.00	531	90	90.4	25.3 / 14.6	B5 (Footless Flanged)
11 (15)	3000	230/400	160	MHD11P1Y3001	\$2,171	DS-3HDI	1.00	642	110	91.2	36.0 / 20.7	B5 (Footless Flanged)
11 (15)	1500	230/400	160	MHD11P2Y3001	\$2,123	DS-3HDI	1.00	642	120	91.4	37.0 / 21.1	B5 (Footless Flanged)
15 (20)	3000	230/400	160	MHD15P1Y3001	\$2,625	DS-3HDI	1.00	642	130	91.9	46.0 / 26.6	B5 (Footless Flanged)
15 (20)	1500	230/400	160	MHD15P2Y3001	\$2,573	DS-3HDI	1.00	642	150	92.1	49.0 / 28.3	B5 (Footless Flanged)
18.5 (25)	3000	230/400	160	MHD18P1Y3001	\$2,724	DS-3HDI	1.00	642	150	92.4	56.0 / 32.0	B5 (Footless Flanged)
18.5 (25)	1500	230/400	180	MHD18P2Y3001	\$3,053	DS-3HDI	1.00	691	160	92.6	60.0 / 35.0	B5 (Footless Flanged)
22 (30)	3000	230/400	180	MHD22P1Y3001	\$3,626	DS-3HDI	1.00	691	160	92.7	67.0 / 39.0	B5 (Footless Flanged)
22 (30)	1500	230/400	180	MHD22P2Y3001	\$3,559	DS-3HDI	1.00	691	180	93.3	71.0 / 41.0	B5 (Footless Flanged)
30 (40)	3000	230/400	200	MHD30P1Y3001	\$4,344	DS-3HDI	1.00	742	230	93.3	92.0 / 53.0	B5 (Footless Flanged)
30 (40)	1500	230/400	200	MHD30P2Y3001	\$4,224	DS-3HDI	1.00	742	250	93.6	94.0 / 54.0	B5 (Footless Flanged)
37 (50)	3000	230/400	200	MHD37P1Y3001	\$5,686	DS-3HDI	1.00	742	240	93.7	114.0 / 66.0	B5 (Footless Flanged)
37 (50)	1500	230/400	225	MHD37P2Y3001	\$5,224	DS-3HDI	1.00	810	300	93.9	118.0 / 68.0	B5 (Footless Flanged)
45 (60)	3000	230/400	225	MHD45P1Y3001	\$7,183	DS-3HDI	1.00	781	300	94.0	134.0 / 77.0	B5 (Footless Flanged)
45 (60)	1500	230/400	225	MHD45P2Y3001	\$7,119	DS-3HDI	1.00	810	310	94.2	141.0 / 81.0	B5 (Footless Flanged)
55 (75)	3000	230/400	250	MHD55P1Y3001	\$9,349	DS-3HDI	1.00	911	420	94.3	167.0 / 96.0	B5 (Footless Flanged)
55 (75)	1500	230/400	250	MHD55P2Y3001	\$8,707	DS-3HDI	1.00	911	420	94.6	171.0 / 98.0	B5 (Footless Flanged)
75 (100)	3000	400	280	MHD75P1T3001	\$12,330	DS-3HDI	1.00	1051	700	94.8	131.0	B5 (Footless Flanged)
75 (100)	1500	400	280	MHD75P2T3001	\$11,233	DS-3HDI	1.00	1051	700	95.0	135.0	B5 (Footless Flanged)
90 (125)	3000	400	280	MHD90P1T3001	\$15,290	DS-3HDI	1.00	1051	700	95.0	153.0	B5 (Footless Flanged)
90 (125)	1500	400	280	MHD90P2T3001	\$14,396	DS-3HDI	1.00	1051	700	95.2	158.0	B5 (Footless Flanged)

# General Purpose Three Phase Open Drip Proof (ODP) NEMA®† Premium Efficient


**NEMA**  
Premium

DE, RE

## APPLICATIONS:

For pumps, fans, compressors, material handling, and other general purpose applications where contaminants are minimal.

## FEATURES:

- Class F Insulation, Class B Rise At Service Factor
- Rolled Steel Frame 56-320, Cast Iron Frame 360-440
- Aluminum End Shields 56-250, Cast Iron End Shields 280-440
- "CE" Mark On Nameplate (140 Frame & Larger)
- 40°C Ambient, NEMA®† Design B Performance On 60 Hz Sine Wave Power
- 1.15 Service Factor
- Regreasable Bearings 210 Frame & Up
- Double Shielded Bearings 140-400, Open on 440
- Bearing Caps On 400 & 440 Frames
- F1 Assembly Position except where noted
- Lifting Provisions 180 Frame & Up
- Conversion Kits: Drip Cover Kits (140-320 Frame)

HP	RPM	Voltage	Frame	Catalog Number	List	Discount Symbol	SF	"C" Dim. (inches)	Ship Wt. (lbs.)	NEMA Nom. Eff.	Full Load Amps	Notes	
1/4	1800	208-230/460	48	D14P2B4	\$265	DS-3E	1.35	9.6	17	-	1.3-1.3/.7		
	1800	208-230/460	56H	D14P2AH	\$275	DS-3E	1.35	10.9	26	69.5	1.1-1.1/0.5		
	1200	208-230/460	56	D14P3A	\$397	DS-3E	1.35	11.9	32	67.2	1.4-1.4/0.7		
1/3	1800	208-230/460	56H	D13P2AH	\$282	DS-3E	1.35	11.4	26	73.4	1.4-1.4/0.7		
1/2	1800	208-230/460	56H	D12P2AH	\$322	DS-3E	1.25	11.4	24	78.2	1.99-1.9/0.98		
	1800	208-230/460	56	D12P2D	\$322	DS-3E	1.00	10.4	20	78.2	2.0-2.0/1.0		
	1200	208-230/460	56H	D12P3AH	\$511	DS-3E	1.25	12.4	38	75.3	2.4/1.2		
3/4	3600	230/460	48	D34P1B	\$346	DS-3E	1.25	10.1	19	-	2.4/1.2	R	
	1800	208-230/460	56	D34P2AH	\$359	DS-3E	1.25	10.0	25	81.1	2.8-2.8/1.4		
1	3600	208-230/460	56	D1P1A	\$400	DS-3E	1.25	10.4	25	77.0	2.8-2.8/1.4		
	1800	200	143T	D1P2H	\$443	DS-3E	1.15	12.8	30	85.5	3.6		
	1800	208-230/460	56H	D1P2AH	\$405	DS-3E	1.15	12.4	32	83.5	3.2-3.0/1.5		
	1800	208-230/460	56HZ	D1E2DHz	\$385	DS-3E	1.15	12.0	26	82.5	4.0-3.8/1.9	NNP,LA	
	1800	208-230/460	56HZ	D1P2DHz	\$443	DS-3E	1.15	13.8	26	83.5	3.3-3.3/1.6		
	1800	208-230/460	143T	D1P2D	\$443	DS-3E	1.15	12.8	30	85.5	3.2-3.1/1.6	03	
	1800	575	143T	D1P2G	\$443	DS-3E	1.15	12.8	30	85.5	1.3		
	1200	200	145T	D1P3H	\$595	DS-3E	1.15	14.1	35	82.5	4.5		
	1200	208-230/460	145T	D1P3D	\$595	DS-3E	1.15	14.1	35	82.5	4-4/2	03	
	1200	575	145T	D1P3G	\$595	DS-3E	1.15	14.1	35	82.5	1.6		
	900	230/460	182T	D1P4E	\$686	DS-3E	1.15	13.7	50	75.5	4.5/2.2	03	
	1 1/2	3600	200	143T	D32P1H	\$472	DS-3E	1.15	12.8	30	84.0	4.3	
		3600	208-230/460	143T	D32P1D	\$472	DS-3E	1.15	12.8	30	85.5	4.2-3.8/1.9	03
		3600	575	143T	D32P1G	\$472	DS-3E	1.15	12.8	30	85.5	1.5	
1800		200	145T	D32P2H	\$466	DS-3E	1.15	12.8	35	86.5	4.9		
1800		208-230/460	56H	D32P2AH	\$466	DS-3E	1.15	12.9	33	-	5.0-4.8/2.4		
1800		208-230/460	145T	D32P2D	\$466	DS-3E	1.15	12.8	35	86.5	4.4-4.2/2.1	03	
1800		230/460	145T	D32P2B2	\$466	DS-3E	1.15	12.8	45	86.5	4.2/2.1	05	
1800		575	145T	D32P2G	\$466	DS-3E	1.15	12.8	35	86.5	1.7		
1200		200	182T	D32P3H	\$600	DS-3E	1.15	15.0	45	86.5	6.3		
1200		208-230/460	182T	D32P3D	\$600	DS-3E	1.15	13.7	45	86.5	5.2-5.3/2.6	03	
1200		575	182T	D32P3G	\$600	DS-3E	1.15	13.7	45	86.5	2.1		
2		3600	200	145T	D2P1H	\$515	DS-3E	1.15	12.8	35	85.5	5.6	
		3600	208-230/460	56H	D2P1AH	\$462	DS-3E	1.15	11.9	32	85.5	6.0-5.4/2.7	
	3600	208-230/460	145T	D2P1D	\$515	DS-3E	1.15	12.8	35	85.5	5.5-5/2.5	03	
	3600	575	145T	D2P1G	\$515	DS-3E	1.15	12.8	35	85.5	2		
	1800	200	145T	D2P2H	\$512	DS-3E	1.15	12.8	35	86.5	6.4		
	1800	208-230/460	56H	D2P2AH	\$415	DS-3E	1.15	12.9	40	86.5	6.6-6.6/3.3		
	1800	208-230/460	56HZ	D2P2DHz	\$444	DS-3E	1.15	14.3	42	86.5	6.2-6.0/3.0		
	1800	208-230/460	145T	D2P2D	\$512	DS-3E	1.15	12.8	35	86.5	5.9-5.6/2.8	03	
	1800	230/460	145T	D2P2B2	\$512	DS-3E	1.15	12.8	35	86.5	5.6/2.8	05	

Note 03 60/50 Hz rated with no derate on HP; 230/460 volt 60 Hz ratings operate on 190/380 volt 50 Hz, 460V 60 Hz ratings operate on 380V 50 Hz; Full 60 & 50 Hz data on Nameplate

Note 05 F2 Assembly Position

Note LA Limited Availability

Note NNP Non-NEMA®† Premium Rating

Note R Reversible Rotation

# General Purpose Three Phase Open Drip Proof (ODP) NEMA<sup>®</sup> Premium Efficient



**NEMA**  
Premium

GENERAL PURPOSE  
UNIMOUNT™

GENERAL PURPOSE  
C-FACE

GENERAL PURPOSE  
HOSTILE DUTY

GENERAL PURPOSE  
CORRO-DUTY

GENERAL PURPOSE  
84 PLUS™

GENERAL PURPOSE  
OPEN DRIPPROOF

GENERAL PURPOSE  
HAZARDOUS LOCATION

GENERAL PURPOSE  
AUTOMOTIVE DUTY

COOLING TOWER  
DUTY

HAZARDOUS  
LOCATION

C-FACE  
MOTORS

VARIABLE SPEED  
MOTORS AND DRIVES

(continued)

DE, RE

HP	RPM	Voltage	Frame	Catalog Number	List	Discount Symbol	SF	"C" Dim. (inches)	Ship Wt. (lbs.)	NEMA Nom. Eff.	Full Load Amps	Notes
2	1800	575	145T	D2P2G	\$512	DS-3E	1.15	12.8	35	85.5	2.2	
	1200	200	184T	D2P3H	\$672	DS-3E	1.15	15.0	60	87.5	7.3	
	1200	208-230/460	184T	D2P3D	\$672	DS-3E	1.15	13.7	60	87.5	6.4-6.3/3.1	03
	1200	575	184T	D2P3G	\$672	DS-3E	1.15	15.0	60	87.5	2.5	
	900	230/460	213T	D2P4E	\$1,119	DS-3E	1.15	16.0	90	86.5	7.2/3.6	03
3	3600	200	145T	D3P1H	\$529	DS-3E	1.15	12.8	35	85.5	8.4	
	3600	208-230/460	145T	D3P1D	\$529	DS-3E	1.15	12.8	35	85.5	8.3-7.4/3.7	03
	3600	575	145T	D3P1G	\$529	DS-3E	1.15	12.8	35	85.5	2.9	
	1800	200	182T	D3P2H	\$544	DS-3E	1.15	13.7	50	89.5	8.8	
	1800	208-230/460	56HZ	D3P2AHZ	\$576	DS-3E	1.15	13.5	21	86.9	9.7-9.4/4.6	
	1800	208-230/460	182T	D3P2D	\$544	DS-3E	1.15	13.7	50	90.2	8.3-7.6/3.8	03
	1800	208-230/460	182T	D3PA2D	\$794	DS-3E	1.15	15.0	50	90.2	8.3-7.6/3.8	24
	1800	575	182T	D3P2G	\$544	DS-3E	1.15	13.7	50	89.5	3.1	
	1200	200	213T	D3P3H	\$855	DS-3E	1.15	16.0	90	88.5	10.5	
	1200	208-230/460	213T	D3P3D	\$855	DS-3E	1.15	16.0	94	88.5	9.4-8.9/4.4	
	1200	575	213T	D3P3G	\$855	DS-3E	1.15	16.0	90	88.5	3.6	
900	230/460	215T	D3P4E	\$1,435	DS-3E	1.15	17.5	105	87.5	10.8/5.4	03	
5	3600	200	182T	D5P1H	\$564	DS-3E	1.15	13.7	50	88.5	14.1	
	3600	208-230/460	182T	D5P1D	\$564	DS-3E	1.15	13.7	50	86.5	13.8-12.5/6.2	03
	3600	575	182T	D5P1G	\$564	DS-3E	1.15	13.7	50	87.5	5	
	1800	200	184T	D5P2H	\$586	DS-3E	1.15	13.7	70	89.5	14.2	
	1800	208-230/460	184T	D5P2D	\$586	DS-3E	1.15	13.7	70	89.5	13.7-12.4/6.2	03
	1800	208-230/460	184T	D5PA2A	\$836	DS-3E	1.15	15.0	60	89.5	13.8-12.6/6.3	24,LA
	1800	575	184T	D5P2G	\$586	DS-3E	1.15	13.7	70	89.5	4.9	
	1200	200	215T	D5P3H	\$1,122	DS-3E	1.15	17.5	105	89.5	16.1	
	1200	208-230/460	215T	D5P3D	\$1,122	DS-3E	1.15	17.5	105	89.5	15.2-14.5/7.3	LA
	1200	575	215T	D5P3G	\$1,122	DS-3E	1.15	17.5	105	89.5	5.7	
	900	208-230/460	254T	D5P4D	\$2,271	DS-3E	1.15	22.6	150	88.5	16.2-15.7/7.9	02,03
	900	575	254T	D5P4G	\$2,271	DS-3E	1.15	22.6	150	88.5	6.2	02
	7 1/2	3600	200	184T	D7P1H	\$880	DS-3E	1.15	13.7	60	88.5	20.8
3600		208-230/460	184T	D7P1D	\$880	DS-3E	1.15	13.7	60	88.5	20.3-18.1/9.1	03
3600		575	184T	D7P1G	\$880	DS-3E	1.15	13.7	60	88.5	7.3	
1800		200	213T	D7P2H	\$857	DS-3E	1.15	16.0	94	91.0	21.4	
1800		208-230/460	213T	D7P2D	\$857	DS-3E	1.15	16.0	105	91.0	20.2-18.5/9.3	
1800		208-230/460	213T	D7PA2A	\$1,207	DS-3E	1.15	16.0	90	91.0	20.5-18.5/9.2	24
1800		575	213T	D7P2G	\$857	DS-3E	1.15	16.0	94	91.0	7.3	
1200		200	254T	D7P3H	\$1,423	DS-3E	1.15	22.6	150	91.0	21.9	
1200		208-230/460	254T	D7P3D	\$1,423	DS-3E	1.15	19.1	150	91.0	20.5-18.9/9.5	02,03
1200		575	254T	D7P3G	\$1,423	DS-3E	1.15	19.1	150	91.0	7.6	02
900		208-230/460	256T	D7P4D	\$2,889	DS-3E	1.15	22.6	160	89.5	23.7-22.7/11.3	02,03
900	575	256T	D7P4G	\$2,889	DS-3E	1.15	23.2	160	89.5	9.1	02	
10	3600	200	213T	D10P1H	\$1,029	DS-3E	1.15	16.0	90	90.2	28	
	3600	208-230/460	213T	D10P1D	\$1,029	DS-3E	1.15	16.0	90	90.2	27.1-24.3/12.2	03
	3600	575	213T	D10P1G	\$1,029	DS-3E	1.15	16.0	90	90.2	9.7	
	1800	200	215T	D10P2H	\$1,043	DS-3E	1.15	17.5	100	91.7	28.1	
	1800	208-230/460	215T	D10P2D	\$1,043	DS-3E	1.15	17.5	133	92.4	26.3-23.8/11.9	
	1800	575	215T	D10P2G	\$1,043	DS-3E	1.15	17.5	104	91.7	9.8	
	1200	200	256T	D10P3H	\$1,851	DS-3E	1.15	23.2	160	91.7	29.3	
	1200	208-230/460	256T	D10P3D	\$1,851	DS-3E	1.15	21.0	160	91.7	27.2-25/12.5	02,03
	1200	575	256T	D10P3G	\$1,851	DS-3E	1.15	20.4	160	91.7	10.2	02
900	208-230/460	284T	D10P4D	\$3,266	DS-3E	1.15	24.9	225	90.2	31-29.2/14.6	02,03	

Note 02 Suitable for Wye-Delta start on voltages shown  
 Note 03 60/50 Hz rated with no derate on HP; 230/460 volt 60 Hz ratings operate on 190/380 volt 50 Hz, 460V 60 Hz ratings operate on 380V 50 Hz; Full 60 & 50 Hz data on Nameplate

Note 24 Automatic Reset Thermal Protector Overload  
 Note 26 Does not include WORLDMOTOR<sup>®</sup> features  
 Note LA Limited Availability



# General Purpose Three Phase Open Drip Proof (ODP) NEMA®† Premium Efficient


**NEMA**  
**Premium**

DE, RE

(continued)

HP	RPM	Voltage	Frame	Catalog Number	List	Discount Symbol	SF	"C" Dim. (inches)	Ship Wt. (lbs.)	NEMA Nom. Eff.	Full Load Amps	Notes
15	3600	200	215T	D15P1H	\$1,414	DS-3E	1.15	17.5	100	90.2	41	
	3600	208-230/460	215T	D15P1D	\$1,414	DS-3E	1.15	17.5	100	90.2	40-36/18	03
	3600	575	215T	D15P1G	\$1,414	DS-3E	1.15	17.5	104	90.2	14.6	
	1800	200	254T	D15P2H	\$1,426	DS-3E	1.15	19.1	150	93.0	42	02
	1800	208-230/460	254T	D15P2D	\$1,426	DS-3E	1.15	19.1	150	93.0	40-37/18.3	02,03
	1800	575	254T	D15P2G	\$1,426	DS-3E	1.15	19.1	150	93.0	14.8	02
	1200	200	284T	D15P3H	\$2,363	DS-3E	1.15	24.9	300	91.7	42	
	1200	208-230/460	284T	D15P3D	\$2,363	DS-3E	1.15	24.9	300	91.7	41-37/18.5	
	1200	575	284T	D15P3G	\$2,363	DS-3E	1.15	24.9	300	91.7	14.7	02
	900	208-230/460	286T	D15P4D	\$4,292	DS-3E	1.15	24.9	250	90.2	46/43	02,03
20	3600	200	254T	D20P1H	\$1,711	DS-3E	1.15	22.6	150	91.7	53	02
	3600	208-230/460	254T	D20P1D	\$1,711	DS-3E	1.15	22.6	150	91.7	52-46/23.1	02,03
	3600	575	254T	D20P1G	\$1,711	DS-3E	1.15	22.6	150	91.0	18.7	02
	1800	200	256T	D20P2H	\$1,829	DS-3E	1.15	23.2	160	93.0	54	02
	1800	208-230/460	256T	D20P2D	\$1,829	DS-3E	1.15	23.2	160	93.0	52-47/23.6	02,03
	1800	575	256T	D20P2G	\$1,829	DS-3E	1.15	23.2	160	93.0	18.8	02
	1200	200	286T	D20P3H	\$2,880	DS-3E	1.15	24.9	325	92.4	56	
	1200	208-230/460	286T	D20P3D	\$2,880	DS-3E	1.15	24.9	325	92.4	53-48/24	02,03
	1200	575	286T	D20P3G	\$2,880	DS-3E	1.15	24.9	325	92.4	19.3	02
	900	230/460	324T	D20P4E	\$4,316	DS-3E	1.15	27.3	385	91.0	54/27	02,03
25	3600	200	256T	D25P1H	\$2,237	DS-3E	1.15	23.2	160	91.7	67	02
	3600	208-230/460	256T	D25P1D	\$2,237	DS-3E	1.15	23.2	160	91.7	65-57/28.7	02,03
	3600	575	256T	D25P1G	\$2,237	DS-3E	1.15	23.2	160	91.7	22.9	02
	1800	200	284T	D25P2H	\$2,214	DS-3E	1.15	24.9	300	93.6	67	02,03
	1800	200	284TS	D25P2HS	\$2,214	DS-3E	1.15	23.5	300	93.6	67	
	1800	208-230/460	284T	D25P2D	\$2,214	DS-3E	1.15	24.9	300	93.6	64-58/29	02,03
	1800	208-230/460	284TS	D25P2DS	\$2,214	DS-3E	1.15	23.5	300	93.6	64-58/29	
	1800	460	284TS	D25P2CS	\$2,214	DS-3E	1.15	23.5	300	93.6	29	
	1800	575	284T	D25P2G	\$2,214	DS-3E	1.15	24.9	300	93.6	23.1	
	1800	575	284TS	D25P2GS	\$2,214	DS-3E	1.15	23.5	300	93.6	23.1	02
	1200	200	324T	D25P3H	\$3,163	DS-3E	1.15	27.3	385	93.0	67	02
	1200	208-230/460	324T	D25P3D	\$3,163	DS-3E	1.15	27.3	385	93.0	65-58/29.1	02,03
	1200	575	324T	D25P3G	\$3,163	DS-3E	1.15	27.3	385	93.0	23.5	02
	900	230/460	326T	D25P4E	\$5,113	DS-3E	1.15	27.3	460	91.0	67/33	02,03
30	3600	200	284TS	D30P1HS	\$2,637	DS-3E	1.15	23.5	225	92.4	78	02
	3600	208-230/460	284TS	D30P1DS	\$2,637	DS-3E	1.15	23.5	300	92.4	79-68/34	
	3600	575	284TS	D30P1GS	\$2,637	DS-3E	1.15	23.5	312	93.0	27.4	
	1800	200	286T	D30P2H	\$2,629	DS-3E	1.15	24.9	350	94.1	79	
	1800	200	286TS	D30P2HS	\$2,629	DS-3E	1.15	23.5	350	94.1	79	
	1800	208-230/460	286T	D30P2D	\$2,629	DS-3E	1.15	24.9	250	94.1	77-69/34	
	1800	208-230/460	286TS	D30P2DS	\$2,629	DS-3E	1.15	23.5	250	94.1	77-69/34	
	1800	575	286T	D30P2G	\$2,629	DS-3E	1.15	24.9	362	94.1	27.7	
	1800	575	286TS	D30P2GS	\$2,629	DS-3E	1.15	23.5	350	94.1	27.5	02
	1200	200	326T	D30P3H	\$3,629	DS-3E	1.15	27.3	415	93.6	81	02,14
	1200	208-230/460	326T	D30P3D	\$3,629	DS-3E	1.15	27.3	415	93.6	78-70/35	02,03,14
	1200	575	326T	D30P3G	\$3,629	DS-3E	1.15	27.3	415	93.6	28	02,14

Note 02 Suitable for Wye-Delta start on voltages shown

Note 03 60/50 Hz rated with no derate on HP; 230/460 volt 60 Hz ratings operate on 190/380 volt 50 Hz, 460V 60 Hz ratings operate on 380V 50 Hz; Full 60 &amp; 50 Hz data on Nameplate

Note 14 NEMA Design A

# General Purpose Three Phase Open Drip Proof (ODP) NEMA<sup>®</sup> Premium Efficient



**NEMA  
Premium**

(continued)

DE, RE

HP	RPM	Voltage	Frame	Catalog Number	List	Discount Symbol	SF	"C" Dim. (inches)	Ship Wt. (lbs.)	NEMA Nom. Eff.	Full Load Amps	Notes	
40	3600	200	286TS	D40P1HS	\$2,883	DS-3E	1.15	23.5	250	93.0	104	02	
	3600	208-230/460	286TS	D40P1DS	\$2,883	DS-3E	1.15	23.5	250	93.0	104-90/45	02,03	
	3600	575	286TS	D40P1GS	\$2,883	DS-3E	1.15	23.5	362	93.0	36		
	1800	200	324T	D40P2H	\$2,889	DS-3E	1.15	25.8	454	94.1	105	02	
	1800	200	324TS	D40P2HS	\$2,889	DS-3E	1.15	25.8	454	94.1	105	02	
	1800	208-230/460	324T	D40P2D	\$2,889	DS-3E	1.15	27.3	385	94.1	102-91/46	02,03	
	1800	208-230/460	324TS	D40P2DS	\$2,889	DS-3E	1.15	25.8	454	94.1	102-91/46	02,03	
	1800	575	324T	D40P2G	\$2,889	DS-3E	1.15	27.3	454	94.5	37		
	1800	575	324TS	D40P2GS	\$2,889	DS-3E	1.15	25.8	454	94.1	36	02	
	1200	230/460	364T	D40P3E	\$5,786	DS-3E	1.15	28.7	580	94.5	92/46	02,03	
	1200	575	364T	D40P3G	\$5,786	DS-3E	1.15	28.7	580	94.5	37	02	
	900	230/460	365T	D40P4E	\$7,020	DS-3E	1.15	29.7	600	92.4	106/53	02,03	
50	3600	200	324TS	D50P1HS	\$3,243	DS-3E	1.15	25.8	385	93.0	134	02	
	3600	208-230/460	324TS	D50P1DS	\$3,243	DS-3E	1.15	25.8	450	93.0	130-117/59	02,03	
	3600	575	324TS	D50P1GS	\$3,243	DS-3E	1.15	25.8	385	93.0	47	02	
	1800	200	326T	D50P2H	\$3,386	DS-3E	1.15	27.3	415	94.5	130	02	
	1800	200	326TS	D50P2HS	\$3,386	DS-3E	1.15	25.8	415	94.5	130	02	
	1800	208-230/460	326T	D50P2D	\$3,386	DS-3E	1.15	27.3	460	94.5	126-113/56	02,03	
	1800	208-230/460	326TS	D50P2DS	\$3,386	DS-3E	1.15	25.8	415	94.5	56	02,03	
	1800	460 & 380	326TS	D50P2FS	\$3,386	DS-3E	1.15	25.8	415	94.5	56	02,03	
	1800	575	326T	D50P2G	\$3,386	DS-3E	1.15	27.3	460	94.5	46		
	1800	575	326TS	D50P2GS	\$3,386	DS-3E	1.15	25.8	415	94.5	45	02	
	1200	230/460	365T	D50P3E	\$6,506	DS-3E	1.15	29.7	580	94.5	115/57		
	1200	575	365T	D50P3G	\$6,506	DS-3E	1.15	29.7	580	94.5	46	02	
	900	230/460	404T	D50P4E	\$8,364	DS-3E	1.15	32.5	750	92.4	132/66	02,03	
	60	3600	200	326TS	D60P1HS	\$4,469	DS-3E	1.15	25.8	460	93.6	155	02
3600		208-230/460	326TS	D60P1DS	\$4,469	DS-3E	1.15	25.8	460	93.6	152-134/67	02,03	
3600		575	326TS	D60P1GS	\$4,469	DS-3E	1.15	25.8	415	93.6	54	02,14	
1800		230/460	364T	D60P2E	\$4,657	DS-3E	1.15	28.7	580	95.0	138/69	02,03	
1800		230/460	364TS	D60P2ES	\$4,657	DS-3E	1.15	26.6	580	95.0	138/69		
1800		460 & 380	364TS	D60P2FS	\$4,657	DS-3E	1.15	26.6	580	95.0	69		
1800		575	364T	D60P2G	\$4,657	DS-3E	1.15	28.7	580	95.0	55		
1800		575	364TS	D60P2GS	\$4,657	DS-3E	1.15	26.6	580	95.0	55	02	
1200		230/460	404T	D60P3E	\$7,706	DS-3E	1.15	32.6	750	95.0	137/69	02,03	
1200		575	404T	D60P3G	\$7,706	DS-3E	1.15	32.6	750	94.5	55		
900		230/460	405T	D60P4E	\$9,698	DS-3E	1.15	34.0	800	93.0	157/79	02,03	
75		3600	230/460	364TS	D75P1ES	\$5,886	DS-3E	1.15	26.6	580	94.1	171/86	
		3600	575	364TS	D75P1GS	\$5,886	DS-3E	1.15	26.6	580	94.1	69	
	1800	230/460	365T	D75P2E	\$5,514	DS-3E	1.15	29.7	735	95.0	172/86	02,03	
	1800	230/460	365TS	D75P2ES	\$5,514	DS-3E	1.15	27.6	600	95.0	172/86		
	1800	460 & 380	365TS	D75P2FS	\$5,514	DS-3E	1.15	27.6	600	95.0	86		
	1800	575	365T	D75P2G	\$5,514	DS-3E	1.15	29.7	600	95.0	69		
	1800	575	365TS	D75P2GS	\$5,514	DS-3E	1.15	27.6	600	95.0	69	02	
	1200	230/460	405T	D75P3E	\$8,674	DS-3E	1.15	34.1	800	95.0	172/86	02,03	
	1200	575	405T	D75P3G	\$8,674	DS-3E	1.15	34.1	800	94.5	69	02	
	900	230/460	444T	D75P4E	\$11,665	DS-3E	1.15	39.8	1100	94.1	194/97	02,03	

Note 02 Suitable for Wye-Delta start on voltages shown  
 Note 03 60/50 Hz rated with no derate on HP; 230/460 volt 60 Hz ratings operate on 190/380 volt 50 Hz, 460V 60 Hz ratings operate on 380V 50 Hz;  
 Full 60 & 50 Hz data on Nameplate  
 Note 14 NEMA Design A

GENERAL PURPOSE UNIMOUNT™  
 GENERAL PURPOSE C-FACE  
 GENERAL PURPOSE HOSTILE DUTY  
 GENERAL PURPOSE CORRO-DUTY™  
 GENERAL PURPOSE 84 PLUS™  
 GENERAL PURPOSE OPEN DRIP PROOF  
 GENERAL PURPOSE HAZARDOUS LOCATION  
 GENERAL PURPOSE AUTOMOTIVE DUTY  
 COOLING TOWER DUTY  
 HAZARDOUS LOCATION  
 C-FACE MOTORS  
 VARIABLE SPEED MOTORS AND DRIVES

# General Purpose Three Phase Open Drip Proof (ODP) NEMA<sup>®</sup> Premium Efficient


**NEMA**  
**Premium**

DE, RE

(continued)

HP	RPM	Voltage	Frame	Catalog Number	List	Discount Symbol	SF	"C" Dim. (inches)	Ship Wt. (lbs.)	NEMA Nom. Eff.	Full Load Amps	Notes
100	3600	230/460	365TS	D100P1ES	\$6,500	DS-3E	1.15	27.6	600	94.1	224/112	
	3600	575	365TS	D100P1GS	\$6,500	DS-3E	1.15	27.6	600	94.1	90	02
	1800	230/460	404T	D100P2E	\$6,571	DS-3E	1.15	32.6	750	95.4	226/113	02,03
	1800	230/460	404TS	D100P2ES	\$6,571	DS-3E	1.15	29.6	750	95.4	226/113	02,03
	1800	460 & 380	404TS	D100P2FS	\$6,571	DS-3E	1.15	29.6	750	95.4	113	02,03
	1800	575	404T	D100P2G	\$6,571	DS-3E	1.15	32.6	750	95.4	90	02
	1800	575	404TS	D100P2GS	\$6,571	DS-3E	1.15	29.6	750	95.4	90	02
	1200	230/460	444T	D100P3E	\$10,274	DS-3E	1.15	39.8	1100	95.0	234/117	02,03
	1200	460	444T	D100P3C	\$10,274	DS-3E	1.15	37.8	1100	95.4	121	
	1200	575	444T	D100P3G	\$10,274	DS-3E	1.15	39.8	1100	95.0	94	02
	900	230/460	445T	D100P4E	\$16,450	DS-3E	1.15	39.8	1200	94.1	255/128	02,03
125	3600	460 & 380	404TS	D125P1FS	\$8,706	DS-3E	1.15	29.6	750	95.0	136	02,03
	3600	575	404TS	D125P1GS	\$8,706	DS-3E	1.15	29.6	750	94.5	109	02
	1800	460 & 380	405T	D125P2F	\$8,743	DS-3E	1.15	34.1	800	95.4	140	02,03
	1800	460 & 380	405TS	D125P2FS	\$8,743	DS-3E	1.15	31.1	800	95.4	140	02,03
	1800	575	405T	D125P2G	\$8,743	DS-3E	1.15	34.1	800	95.4	112	
	1800	575	405TS	D125P2GS	\$8,743	DS-3E	1.15	31.1	800	95.4	112	02
	1200	460 & 380	445T	D125P3F	\$11,097	DS-3E	1.15	39.8	1200	95.0	146	02,03
	1200	575	445T	D125P3G	\$11,097	DS-3E	1.15	39.8	1200	95.0	118	02
150	3600	460 & 380	405TS	D150P1FS	\$10,743	DS-3E	1.15	31.1	800	94.5	164	02,03
	3600	575	405TS	D150P1GS	\$10,743	DS-3E	1.15	31.1	813	94.1	131	
	1800	460 & 380	444T	D150P2F	\$11,431	DS-3E	1.15	39.8	1100	95.8	170	02,03
	1800	460 & 380	444TS	D150P2FS	\$11,431	DS-3E	1.15	36.1	1100	95.8	170	02,03
	1800	575	444T	D150P2G	\$11,431	DS-3E	1.15	39.8	1100	95.8	135	02
	1200	460 & 380	445T	D150P3F	\$14,949	DS-3E	1.15	39.8	1200	95.4	174	02,03
	1200	575	445T	D150P3G	\$14,949	DS-3E	1.15	39.8	1200	95.4	141	
200	3600	460 & 380	444TS	D200P1FS	\$13,917	DS-3E	1.15	36.1	1100	95.0	224	02,03
	3600	575	444TS	D200P1GS	\$13,917	DS-3E	1.15	36.1	1100	95.0	179	02
	1800	460 & 380	445T	D200P2F	\$14,286	DS-3E	1.15	39.8	1200	95.8	225	02,03
	1800	460 & 380	445TS	D200P2FS	\$14,286	DS-3E	1.15	36.1	1200	95.8	225	02,03
	1800	575	445T	D200P2G	\$14,286	DS-3E	1.15	39.8	1200	95.8	179	02
	1200	460 & 380	447T	D200P3F	\$19,649	DS-3E	1.15	43.3	1700	95.4	250	02,03
	1200	575	447T	D200P3G	\$19,649	DS-3E	1.15	43.3	1700	95.4	205	02
250	3600	460 & 380	445TS	D250P1FS	\$18,343	DS-3E	1.15	36.1	1200	95.0	276	02,03
	3600	575	445TS	D250P1GS	\$18,343	DS-3E	1.15	36.1	1200	95.0	222	02
	1800	460 & 380	445T	D250P2FF	\$16,151	DS-3E	1.15	39.8	1200	95.8	280	02,03
	1800	460 & 380	445TS	D250P2FFS	\$16,151	DS-3E	1.15	36.1	1200	95.8	280	02,03
	1800	575	445T	D250P2GF	\$16,151	DS-3E	1.15	39.8	1200	95.8	224	02
	1200	575	447T	D250P3G	\$22,343	DS-3E	1.15	43.3	1700	95.4	228	02

Note 02 Suitable for Wye-Delta start on voltages shown  
 Note 03 60/50 Hz rated with no derate on HP; 230/460 volt 60 Hz ratings operate on 190/380 volt 50 Hz, 460V 60 Hz ratings operate on 380V 50 Hz;  
 Full 60 & 50 Hz data on Nameplate

# General Purpose Three Phase Open Drip Proof (ODP) NEMA<sup>®</sup> Premium Efficient



**NEMA  
Premium**

(continued)

DE, RE

HP	RPM	Voltage	Frame	Catalog Number	List	Discount Symbol	SF	"C" Dim. (inches)	Ship Wt. (lbs.)	NEMA Nom. Eff.	Full Load Amps	Notes
300	3600	460 & 380	445TS	D300P1FS	\$25,362	DS-3E	1.15	36.1	1200	95.4	325	02,03
	1800	460 & 380	447T	D300P2F	\$21,169	DS-3E	1.15	43.3	1700	95.8	328	
	1800	460 & 380	447TS	D300P2FS	\$21,169	DS-3E	1.15	39.5	1700	95.8	328	
	1800	575	447TS	D300P2GS	\$21,169	DS-3E	1.15	39.5	1700	95.8	262	03
350	3600	460 & 380	447TS	D350P1FS	\$29,028	DS-3E	1.15	39.5	1723	95.8	379	
	1800	460 & 380	447T	D350P2F	\$28,679	DS-3E	1.15	43.3	1700	95.8	383	
	1800	460 & 380	447TS	D350P2FS	\$28,679	DS-3E	1.15	39.5	1723	95.8	383	
400	3600	460 & 380	449TS	D400P1FS	\$34,056	DS-3E	1.15	44.5	2000	95.8	432	
	1800	460 & 380	449T	D400P2F	\$33,647	DS-3E	1.15	48.3	2000	95.8	442	

Note 02 Suitable for Wye-Delta start on voltages shown  
 Note 03 60/50 Hz rated with no derate on HP; 230/460 volt 60 Hz ratings operate on 190/380 volt 50 Hz, 460V 60 Hz ratings operate on 380V 50 Hz; Full 60 & 50 Hz data on Nameplate

GENERAL PURPOSE UNIMOUNT<sup>™</sup>  
 GENERAL PURPOSE C-FACE  
 GENERAL PURPOSE HOSTILE DUTY  
 GENERAL PURPOSE CORRO-DUTY<sup>™</sup>  
 GENERAL PURPOSE 84 PLUS<sup>™</sup>  
 GENERAL PURPOSE OPEN DRIPPROOF  
 GENERAL PURPOSE HAZARDOUS LOCATION  
 GENERAL PURPOSE AUTOMOTIVE DUTY  
 COOLING TOWER DUTY  
 HAZARDOUS LOCATION  
 C-FACE MOTORS  
 VARIABLE SPEED MOTORS AND DRIVES

## General Purpose Three Phase, Open Drip Proof (ODP) Resilient Base NEMA®† Premium Efficient

### APPLICATIONS:

For use on pumps, fans, compressors, material handling and other general purpose applications where contaminants are minimal.

### FEATURES:

- Rolled Steel Frame
- Aluminum End Shields
- 40°C Ambient
- F1 Assembly Position
- Resilient Base

HP	RPM	Voltage	Frame	Catalog Number	List	Discount Symbol	SF	"C" Dim. (inches)	Ship Wt. (lbs)	NEMA Nom. Eff.	Full Load Amps	Notes
1/3	1800	208-230/460	56H	D13P2AH9	\$365	DS-3F	1.35	11.8	24	73.4	1.4-1.4/0.7	
1/2	1800	208-230/460	56H	D12P2AH9	\$373	DS-3F	1.25	11.8	25	78.2	1.98-1.9/1.98	
3/4	1800	208-230/460	56H	D34P2AH9	\$396	DS-3F	1.25	12.3	26	82.2	2.8-2.7/1.4	
1	1800	208-230/460	56H	D1P2DH9	\$453	DS-3F	1.15	12.8	32	83.5	3.2-3.0/1.5	
1 1/2	3600	208-230/460	56H	D32PA1AH9	\$622	DS-3F	1.15	12.3	32	84.0	4.7-4.4/2.2	LA
	3600	208-230/460	56H	D32SA1AH9	\$541	DS-3F	1.15	12.8	32	82.0	4.7-4.4/ 2.2	NNP,LA
	1800	208-230/460	56H	D32P2AH9	\$473	DS-3F	1.15	13.3	33	86.5	5.0- 4.8/2.4	

Note LA Limited Availability  
Note NNP Non-NEMA®† Premium Rating



# General Purpose Three Phase, Open Drip Proof (ODP) NEMA® Premium Efficient, C-Face



**NEMA**  
Premium

DE, RE

## APPLICATIONS:

For use on pumps, fans, compressors, material handling and other general purpose applications where contaminants are minimal.

## FEATURES:

- Class F Insulation, Class B Rise At Service Factor On 60 Hertz Sine Wave Power
- Rolled Steel Frame
- Aluminum End Shields 56-250, Cast Iron End Shields 280-440
- "CE" Mark On Nameplate (140 Frame & Larger)
- Full 50 & 60 Hertz Operating Data On Nameplate (03)
- 40°C Ambient, NEMA® Design B Performance On 60 Hz Sine Wave Power
- Full HP @ 50 Hz
- Regreasable Bearings 210 Frame & Up
- Double Shielded Bearings 48-400
- Suitable For Wye-Delta Start 250 Frame & Larger
- F1 Assembly Position
- Lifting Provisions 210 Frame & Up
- Conversion Kits: Drip Cover Kits (140-320 Frame)

## Footed

HP	RPM	Voltage	Frame	Catalog Number	List	Discount Symbol	SF	"C" Dim. (inches)	Ship Wt (lbs)	NEMA Nom. Eff.	Full Load Amps	Notes
1	1800	208-230/460	56HC	D1P2AHC	\$433	DS-3E	1.15	12.4	26	83.5	3.2-3.0/1.5	
	1800	208-230/460	143TC	D1P2DC	\$474	DS-3E	1.15	13.3	30	85.5	3.2-3.1/1.5	
1 1/2	3600	208-230/460	56HC	D32P1AHC	\$500	DS-3E	1.15	11.9	32	84.0	4.7-4.4/ 2.2	
	3600	208-230/460	143TC	D32P1DC	\$505	DS-3E	1.15	13.3	30	84.0	4.2-3.8/1.9	
	1800	208-230/460	145TC	D32P2DC	\$499	DS-3E	1.15	13.3	35	86.5	4.4-4.2/2.1	
2	3600	208-230/460	56HC	D2P1AHC	\$494	DS-3E	1.15	11.9	32	85.5	6.0-5.4/2.7	
	3600	208-230/460	145TC	D2P1DC	\$551	DS-3E	1.15	12.8	35	85.5	5.5-5/2.5	
	1800	208-230/460	145TC	D2P2DC	\$548	DS-3E	1.15	12.8	35	86.5	5.9-5.6/2.8	
3	3600	208-230/460	145TC	D3P1DC	\$566	DS-3E	1.15	13.3	35	85.5	8.3-7.4/3.7	
	1800	208-230/460	182TC	D3P2DC	\$582	DS-3E	1.15	14.3	50	90.2	8.3-7.6/3.8	
5	3600	208-230/460	182TC	D5P1DC	\$603	DS-3E	1.15	14.3	50	86.5	13.9-12.9/6.5	
	1800	208-230/460	184TC	D5P2DC	\$627	DS-3E	1.15	15.8	60	89.5	13.7-12.4/6.2	
7 1/2	3600	208-230/460	184TC	D7P1DC	\$942	DS-3E	1.15	15.8	60	88.5	20.3-18.1/9	
	1800	208-230/460	213TC	D7P2DC	\$917	DS-3E	1.15	16.8	100	91.0	20.2-18.5/9.3	
10	3600	208-230/460	213TC	D10P1DC	\$1,101	DS-3E	1.15	16.8	100	90.2	27.1-24.3/12.2	
	1800	208-230/460	215TC	D10P2DC	\$1,116	DS-3E	1.15	18.3	110	92.4	26.3-23.8/11.9	
15	3600	208-230/460	215TC	D15P1DC	\$1,513	DS-3E	1.15	18.3	100	90.2	40-36/18	
	1800	230/460	254TC	D15P2EC	\$1,526	DS-3E	1.15	19.6	150	93.0	37/18.3	02,03
20	3600	230/460	254TC	D20P1EC	\$1,831	DS-3E	1.15	19.6	150	91.7	46/23.1	02,03
	1800	230/460	256TC	D20P2EC	\$1,957	DS-3E	1.15	20.8	160	93.0	47/23.6	
25	3600	230/460	256TC	D25P1EC	\$2,394	DS-3E	1.15	20.8	160	91.7	57/28.7	02,03
	1800	208-230/460	284TC	D25P2DC	\$2,446	DS-3E	1.15	24.9	300	93.6	64-58/29	02,03
30	3600	208-230/460	284TSC	D30P1DSC	\$2,869	DS-3E	1.15	23.5	300	92.4	79-68/34	02,03
	1800	208-230/460	286TC	D30P2DC	\$2,861	DS-3E	1.15	24.9	350	94.1	77-69/34	02,03
40	3600	208-230/460	286TSC	D40P1DSC	\$3,115	DS-3E	1.15	23.5	250	93.0	104-90/45	02,03
	1800	208-230/460	324TC	D40P2DC	\$3,424	DS-3E	1.15	27.3	385	94.1	102-91/46	02,03
50	3600	208-230/460	324TSC	D50P1DSC	\$3,778	DS-3E	1.15	25.8	385	93.0	130-117/59	02,03
	1800	208-230/460	326TC	D50P2DC	\$3,921	DS-3E	1.15	27.3	460	94.5	126-113/56	02,03
60	3600	208-230/460	326TSC	D60P1DSC	\$5,004	DS-3E	1.15	25.8	460	93.6	152-134/67	02,03

## Footless

HP	RPM	Voltage	Frame	Catalog Number	List	Discount Symbol	SF	"C" Dim. (inches)	Ship Wt (lbs)	NEMA Nom. Eff.	Full Load Amps	Notes
1/4	1800	208-230/460	56C	D14P2ACR	\$281	DS-3E	1.35	10.9	26	69.5	1.1-1.2/0.6	
1/3	1800	208-230/460	56C	D13P2ACR	\$299	DS-3E	1.35	10.9	26	73.4	1.4-1.4/0.7	
1/2	1800	208-230/460	56C	D12P2ACR	\$342	DS-3E	1.25	11.4	26	78.2	1.98-1.9/98	
3/4	1800	208-230/460	56C	D34P2ACR	\$381	DS-3E	1.25	11.9	26	81.1	2.8-2.7/1.4	
1 1/2	3600	208-230/460	56C	D32P1ACR	\$502	DS-3E	1.15	11.9	32	84.0	4.7-4.4/2.2	
	1800	208-230/460	56C	D32P2ACR	\$499	DS-3E	1.15	13.9	36	86.5	4.2-4.0/2.0	
2	3600	208-230/460	56C	D2P1ACR	\$548	DS-3E	1.15	11.9	32	85.5	6.0-5.4/2.7	
	1800	208-230/460	56C	D2P2ACR	\$545	DS-3E	1.15	12.9	26	86.5	6.1-6.2/3.1	

Note 02 Suitable for Wye-Delta start on voltages shown  
 Note 03 60/50 Hz rated with no derate on HP;  
 230/460 volt 60 Hz ratings operate on 190/380 volt 50 Hz,  
 460V 60 Hz ratings operate on 380V 50 Hz; Full 60 & 50 Hz data on Nameplate

GENERAL PURPOSE UNIMOUNT™  
 GENERAL PURPOSE C-FACE  
 GENERAL PURPOSE HOSTILE DUTY  
 GENERAL PURPOSE CORRO-DUTY™  
 GENERAL PURPOSE 84 PLUS™  
 GENERAL PURPOSE OPEN DRIPPROOF  
 GENERAL PURPOSE HAZARDOUS LOCATION  
 GENERAL PURPOSE AUTOMOTIVE DUTY  
 COOLING TOWER DUTY  
 HAZARDOUS LOCATION  
 C-FACE MOTORS  
 VARIABLE SPEED MOTORS AND DRIVES

# General Purpose Three Phase, Totally Enclosed Fan Cooled (TEFC) Div. 1 Hazardous Location NEMA<sup>®</sup> Premium Efficient – Dual Label



## APPLICATIONS:

For pumps, fans, compressors, conveyors and tools located in hazardous locations as defined by Class and Group.



LE, FL

## FEATURES:

### For all Products Listed in this Section:

- UL<sup>®</sup> Listed & CSA<sup>®</sup> Certified
- Cast Iron Inner Bearing Caps (180 Frame and Larger)
- 40°C Ambient, NEMA<sup>®</sup> Design B Performance
- Regreasable Bearings 180 Frame & Up
- Lifting Provisions, 180 Frame & Up
- Conversion Kits: Cast Iron Fan Cover (180 Frame & Up)
- Sealed Bearings 56-140, Shielded 180 Frame & Up
- Class, Group & Temp Code as Noted Below

### For Catalog Numbers Beginning with "XS":

- Cast Iron Frame Except Where Noted
- Cast Iron End Brackets & Conduit Box
- Class F Insulation
- 1.00 Service Factor on 60 Hertz Sinewave Power
- Stainless Steel Nameplate & Zinc Plated Hardware
- Shaft Slinger on Pulley End for IP54 Protection

### For Catalog Numbers Beginning with "X":

- Cast Iron Frame Except Where Noted
- Cast Iron End Brackets & Conduit Box
- Class F Insulation
- 1.00 Service Factor on 60 Hertz Sinewave Power
- Stainless Steel Nameplate & Zinc Plated Hardware
- Shaft Slinger on Pulley End for IP54 Protection

HP	RPM	Voltage	Frame	Catalog Number	Class I Group	Class II Group	Temp Code	List	Discount Symbol	"C" Dim. (inches)	Ship Wt. (lbs)	NEMA Nom. Eff.	Full Load Amps	Notes
1/2	1800	208-230/460	56	XS12SA2D	CD	EFG	T3C	\$505	DS-3CXD	12.4	26	-	2.0-1.9/1.0	13,24,NNP
	1200	208-230/460	56	XS12SA3A	CD	EFG	T3C	\$615	DS-3CXD	13.2	32	-	2.2-2.3/1.1	13,24,NNP
3/4	1800	208-230/460	56	XS34SA2A	CD	EFG	T3C	\$576	DS-3CXD	13.7	32	-	2.8-2.9/1.4	13,24,NNP
	1200	208-230/460	143T	XS34S3A14	CD	EFG	T3C	\$700	DS-3CXD	15.0	32	-	3.1-3.2/1.6	13,NNP
1	1800	230/460	143T	X1P2B	D	FG	T3B	\$729	DS-3CXD	12.9	60	85.5	3/1.5	51
	1800	575	143T	X1P2G	D	FG	T3B	\$729	DS-3CXD	12.9	60	85.5	1.2	
	1200	230/460	145T	X1P3B	D	FG	T3B	\$991	DS-3CXD	12.9	80	82.5	3.8/1.9	
	900	230/460	182T	X1P4B	D	FG	T3B	\$1,526	DS-3CXD	15.5	90	75.5	4.8/2.4	
1 1/2	3600	230/460	143T	X32P1B	D	FG	T3B	\$840	DS-3CXD	12.9	70	84.0	3.9/1.9	
	1800	208-230/460	145T	XS32P2A14	CD	EFG	T3C	\$808	DS-3CXD	15.5	32	86.5	4.7-4.6/2.3	13,24
	1800	230/460	145T	X32P2B	D	FG	T3B	\$808	DS-3CXD	12.9	80	86.5	4.3/2.1	
	1800	575	145T	X32P2G	D	FG	T3B	\$808	DS-3CXD	12.9	65	86.5	1.7	
	1200	230/460	182T	X32P3B	D	FG	T3B	\$1,093	DS-3CXD	15.5	90	87.5	4.6/2.3	
	900	230/460	184T	X32P4B	D	FG	T3B	\$1,694	DS-3CXD	15.5	110	78.5	6.1/3	
2	3600	230/460	145T	X2P1B	D	FG	T3B	\$998	DS-3CXD	12.9	75	85.5	4.9/2.4	
	1800	208-230/460	56H	XS2PA2AH	CD	EFG	T3C	\$886	DS-3CXD	16.7	32	86.5	6.7-6.4/3.2	13,24
	1800	230/460	145T	X2P2B	D	FG	T3B	\$886	DS-3CXD	12.9	80	86.5	5.2/2.6	
	1800	575	145T	X2P2G	D	FG	T3B	\$886	DS-3CXD	12.9	65	86.5	2.1	
	1200	230/460	184T	X2P3B	D	FG	T3B	\$1,216	DS-3CXD	16.0	110	88.5	5.8/2.9	
	900	230/460	213T	X2P4B	D	FG	T3B	\$1,880	DS-3CXD	19.1	145	84.0	8.1/4	
3	3600	230/460	182T	X3P1B	D	FG	T3B	\$1,116	DS-3CXD	16.0	90	86.5	7.8/3.9	
	1800	230/460	182T	X3P2B	D	FG	T3B	\$986	DS-3CXD	16.0	90	89.5	7.7/3.8	
	1800	575	182T	X3P2G	D	FG	T3B	\$986	DS-3CXD	16.0	90	89.5	3.1	
	1200	230/460	213T	X3P3B	D	FG	T3B	\$1,503	DS-3CXD	19.1	145	89.5	8.8/4.4	
	900	230/460	215T	X3P4B	D	FG	T3B	\$2,330	DS-3CXD	19.1	170	85.5	11.9/5.9	
	5	3600	230/460	184T	X5P1B	D	FG	T3B	\$1,400	DS-3CXD	16.0	110	88.5	12.2/6.1
1800		230/460	184T	X5P2B	D	FG	T3B	\$1,147	DS-3CXD	16.0	110	89.5	12.5/6.2	
1800		575	184T	X5P2G	D	FG	T3B	\$1,147	DS-3CXD	16.0	110	89.5	5	
1200		230/460	215T	X5P3B	D	FG	T3B	\$2,152	DS-3CXD	19.1	170	89.5	13.9/7	
900		230/460	254T	X5P4B	CD	FG	T3C	\$3,239	DS-3CXD	25.6	300	86.5	18/9	
7 1/2	3600	230/460	213T	X7P1B	D	FG	T3B	\$1,730	DS-3CXD	19.1	145	89.5	18.6/9.3	
	1800	230/460	213T	X7P2B	D	FG	T3B	\$1,564	DS-3CXD	19.1	145	91.7	18.5/9.3	
	1800	575	213T	X7P2G	D	FG	T3B	\$1,564	DS-3CXD	19.1	145	91.7	7.4	
	1200	230/460	254T	X7P3B	CD	FG	T3C	\$2,788	DS-3CXD	25.3	300	91.0	18.8/9.4	

Note 13 Steel Frame Construction  
Note 24 Automatic Reset Thermal Protector Overload

Note 51 Equipped with Winding Thermostat  
Note NNP Non-NEMA<sup>®</sup> Premium

# General Purpose Three Phase, Totally Enclosed Fan Cooled (TEFC) Div. 1 Hazardous Location NEMA<sup>®</sup> Premium Efficient – Dual Label



GENERAL PURPOSE  
UNIMOUNT™

GENERAL PURPOSE  
C-FACE

GENERAL PURPOSE  
HOSTILE DUTY

GENERAL PURPOSE  
CORRO-DUTY™

GENERAL PURPOSE  
84 PLUS™

GENERAL PURPOSE  
OPEN DRIPPROOF

GENERAL PURPOSE  
HAZARDOUS LOCATION

GENERAL PURPOSE  
AUTOMOTIVE DUTY

COOLING TOWER  
DUTY

HAZARDOUS  
LOCATION

C-FACE  
MOTORS

VARIABLE SPEED  
MOTORS AND DRIVES

(continued)



LE, FL

HP	RPM	Voltage	Frame	Catalog Number	Class I Group	Class II Group	Temp Code	List	Discount Symbol	"C" Dim. (inches)	Ship Wt. (lbs)	NEMA Nom. Eff.	Full Load Amps	Notes
10	3600	230/460	215T	X10P1B	D	FG	T3B	\$2,027	DS-3CXD	19.1	170	90.2	23.6/11.8	
	1800	230/460	215T	X10P2B	D	FG	T3B	\$1,889	DS-3CXD	19.1	170	91.7	23.9/12	
	1800	575	215T	X10P2G	D	FG	T3B	\$1,889	DS-3CXD	19.1	170	91.7	9.6	
	1200	230/460	256T	X10P3B	CD	FG	T3C	\$3,368	DS-3CXD	25.3	320	91.0	24.8/12.4	
15	3600	230/460	254T	X15P1B	CD	FG	T3C	\$2,817	DS-3CXD	25.3	320	91.0	35/17.5	
	1800	230/460	254T	X15P2B	CD	FG	T3C	\$2,533	DS-3CXD	25.3	316	92.4	37/18.3	
	1800	575	254T	X15P2G	CD	FG	T3C	\$2,533	DS-3CXD	25.3	300	92.4	14.6	
	1200	230/460	284T	X15P3B	CD	FG	T3C	\$4,617	DS-3CXD	27.0	390	91.7	37/18.2	
20	3600	230/460	256T	X20P1B	CD	FG	T3C	\$3,487	DS-3CXD	25.3	375	91.0	46/23	
	1800	230/460	256T	X20P2B	CD	FG	T3C	\$3,122	DS-3CXD	25.3	375	93.0	48/23.8	
	1800	575	256T	X20P2G	CD	FG	T3C	\$3,122	DS-3CXD	25.3	375	93.0	19	
	1200	230/460	286T	X20P3B	CD	FG	T3C	\$5,593	DS-3CXD	27.0	458	91.7	49/24.4	
25	3600	230/460	284TS	X25P1BS	CD	FG	T3C	\$4,208	DS-3CXD	25.6	350	91.7	57/28.7	
	1800	230/460	284T	X25P2B	CD	FG	T3C	\$3,685	DS-3CXD	27.0	286	93.6	58/28.9	
	1800	575	284T	X25P2G	CD	FG	T3C	\$3,685	DS-3CXD	27.0	390	93.6	23	
	1200	230/460	324T	X25P3B	CD	FG	T3C	\$6,707	DS-3CXD	30.7	575	93.0	61/31	
30	3600	230/460	286TS	X30P1BS	CD	FG	T3C	\$4,934	DS-3CXD	25.6	410	91.7	69/34	
	1800	230/460	286T	X30P2B	CD	FG	T3C	\$4,298	DS-3CXD	27.0	433	93.6	69/34	
	1800	575	286T	X30P2G	CD	FG	T3C	\$4,298	DS-3CXD	27.0	460	93.6	27.6	
	1200	230/460	326T	X30P3B	CD	FG	T3C	\$7,914	DS-3CXD	30.7	685	93.0	74/37	
40	3600	230/460	324TS	X40P1BS	CD	FG	T3C	\$6,426	DS-3CXD	29.2	564	92.4	90/45	
	1800	230/460	324T	X40P2B	CD	FG	T3C	\$5,656	DS-3CXD	30.7	590	94.1	90/45	
	1800	575	324T	X40P2G	CD	FG	T3C	\$5,656	DS-3CXD	30.7	575	94.1	36	
	1200	230/460	364T	X40P3B	CD	FG	T3C	\$10,476	DS-3CXD	32.3	725	94.1	92/46	
50	3600	230/460	326TS	X50P1BS	CD	FG	T3C	\$8,269	DS-3CXD	29.1	650	93.0	114/57	
	1800	230/460	326T	X50P2B	CD	FG	T3C	\$6,944	DS-3CXD	30.7	650	94.5	112/56	
	1800	460	326T	X50P2C	CD	FG	T3C	\$6,944	DS-3CXD	30.7	650	94.5	56	
	1800	575	326T	X50P2G	CD	FG	T3C	\$6,944	DS-3CXD	30.7	650	94.1	45	
	1200	230/460	365T	X50P3B	CD	FG	T3C	\$12,069	DS-3CXD	32.3	950	94.1	115/58	
60	3600	230/460	364TS	X60P1BS	CD	FG	T3C	\$10,848	DS-3CXD	30.1	750	93.6	136/68	
	1800	230/460	364T	X60P2B	CD	FG	T3C	\$9,924	DS-3CXD	32.3	810	95.0	136/68	
	1800	575	364T	X60P2G	CD	FG	T3C	\$9,924	DS-3CXD	32.3	725	95.0	54	
75	3600	230/460	365TS	X75P1BS	CD	FG	T3C	\$13,631	DS-3CXD	30.1	850	93.6	166/83	
	1800	230/460	365T	X75P2B	CD	FG	T3C	\$12,622	DS-3CXD	32.3	850	95.4	169/84	
	1800	575	365T	X75P2G	CD	FG	T3C	\$12,622	DS-3CXD	32.3	875	95.4	67	
100	1800	230/460	405T	X100P2B	CD	FG	T3C	\$14,501	DS-3CXD	36.5	1170	95.4	225/113	
	1800	575	405T	X100P2G	CD	FG	T3C	\$14,501	DS-3CXD	36.5	1225	95.4	90	
	1200	460	444T	X100P3C	D	FG	T3B	\$21,232	DS-3CXD	45.8	1485	95.0	124	
125	1800	460	444T	X125P2C	D	FG	T3B	\$17,910	DS-3CXD	45.8	1560	95.4	147	
	1800	575	444T	X125P2G	D	FG	T3B	\$17,910	DS-3CXD	45.8	1575	95.4	118	
150	1800	460	445T	X150P2C	D	FG	T3B	\$21,257	DS-3CXD	45.8	1625	95.8	171	
	1800	575	445T	X150P2G	D	FG	T3B	\$21,257	DS-3CXD	45.8	1800	95.8	137	
200	1800	460	447T	X200P2C	D	FG	T3B	\$25,899	DS-3CXD	49.4	2200	96.2	227	
	1800	575	447T	X200P2G	D	FG	T3B	\$25,899	DS-3CXD	49.4	2100	95.8	180	

# General Purpose Three Phase, Totally Enclosed Fan Cooled (TEFC) Div. 1 Hazardous Location NEMA<sup>®†</sup> Premium Efficient, Single Label, CORRO-DUTY<sup>®</sup>

## APPLICATIONS:

For pumps, fans, compressors, conveyors and tools located in hazardous locations as defined by Class and Group.



**NEMA**  
**Premium**

FLC,  
LCE

## FEATURES:

- UL<sup>®†</sup> Listed & CSA<sup>®†</sup> Certified
- All Cast Iron Construction (140 Frame Has Steel Base)
- Corrosion Resistant Mill & Chemical Duty Paint
- Stainless Steel Nameplate & Zinc Plated Hardware
- Shaft Slinger On Pulley End For IP54 Protection
- Cast Iron Inner Bearing Caps (180 Frame & Larger)
- 40°C Ambient, NEMA<sup>®†</sup> Design B Performance On 60 Hertz Sine Wave Power
- Regreasable Bearings 180 Frame & Up, Lifting Provisions 180 Frame & Up
- Sealed Bearings 56-140, Shielded 180-360, Open 400-440 Frames
- Class F Insulation, Listed For Ambients -25°C To +40°C
- Brass Breather Plug
- Suitable For Inverter Use Per Policy Statement In Introduction, 2:1 CT
- Class I (Group D), T2B Temperature Code
- 1.15 Service Factor On 60 Hertz Sinewave Power

HP	RPM	Voltage	Frame	Catalog Number	List	Discount Symbol	SF	"C" Dim. (inches)	Ship Wt. (lbs)	NEMA Nom. Eff.	Full Load Amps	Notes
1/2	1800	230/460	56	Y12S2B	\$658	DS-3F	1.00	11.6	47	77.0	1.8-1.7/0.9	13,NNP
3/4	1800	230/460	56	Y34S2B	\$694	DS-3F	1.00	11.6	49	78.5	2.7/1.3	13,NNP
1	1800	230/460	143T	YC1P2B	\$872	DS-3CX	1.15	13.1	80	85.5	3/1.5	
	1200	230/460	145T	YC1P3B	\$1,022	DS-3CX	1.15	13.1	80	82.5	3.8/1.9	
	900	230/460	182T	YC1P4B	\$1,741	DS-3CX	1.15	16.1	90	75.5	4.8/2.4	
1 1/2	3600	230/460	143T	YC32P1B	\$913	DS-3CX	1.15	13.1	70	84.0	3.9/1.9	
	1800	230/460	145T	YC32P2B	\$917	DS-3CX	1.15	13.1	80	86.5	4.3/2.1	
	1200	230/460	182T	YC32P3B	\$1,106	DS-3CX	1.15	16.1	90	87.5	4.6/2.3	
	900	230/460	184T	YC32P4B	\$2,429	DS-3CX	1.15	16.1	110	78.5	6.1/3	
2	3600	230/460	145T	YC2P1B	\$1,017	DS-3CX	1.15	13.1	75	86.5	4.9/2.4	
	1800	230/460	145T	YC2P2B	\$980	DS-3CX	1.15	13.1	80	86.5	5.2/2.6	
	1200	230/460	184T	YC2P3B	\$1,281	DS-3CX	1.15	16.1	110	88.5	5.8/2.9	
	900	230/460	213T	YC2P4B	\$2,599	DS-3CX	1.15	20.0	145	84.0	8.1/4	
3	3600	230/460	182T	YC3P1B	\$1,147	DS-3CX	1.15	16.1	90	86.5	7.8/3.9	
	1800	230/460	182T	YC3P2B	\$1,149	DS-3CX	1.15	16.1	90	89.5	7.7/3.8	
	1200	230/460	213T	YC3P3B	\$1,643	DS-3CX	1.15	20.0	145	89.5	8.8/4.4	
	900	230/460	215T	YC3P4B	\$3,227	DS-3CX	1.15	20.0	170	85.5	11.9/5.9	
5	3600	230/460	184T	YC5P1B	\$1,445	DS-3CX	1.15	16.1	110	88.5	12.2/6.1	
	1800	230/460	184T	YC5P2B	\$1,279	DS-3CX	1.15	16.1	110	89.5	12.5/6.2	
	1200	230/460	215T	YC5P3B	\$2,184	DS-3CX	1.15	20.0	170	89.5	13.9/7	
	900	230/460	254T	YC5P4B	\$4,411	DS-3CX	1.15	25.0	300	86.5	18/9	
7 1/2	3600	230/460	213T	YC7P1B	\$1,683	DS-3CX	1.15	20.0	145	89.5	18.6/9.3	
	1800	230/460	213T	YC7P2B	\$1,757	DS-3CX	1.00	20.0	145	91.7	18.6/9.3	
	1200	230/460	254T	YC7P3B	\$2,919	DS-3CX	1.15	25.0	300	91.0	18.8/9.4	
	900	230/460	256T	YC7P4B	\$5,437	DS-3CX	1.15	25.0	375	86.5	23.3/11.7	
10	3600	230/460	215T	YC10P1B	\$2,129	DS-3CX	1.15	20.0	170	90.2	23.6/11.8	
	1800	230/460	215T	YC10P2B	\$2,084	DS-3CX	1.00	20.0	170	91.0	24.1/12	
	1200	230/460	256T	YC10P3B	\$3,804	DS-3CX	1.15	25.0	375	91.0	24.8/12.4	
	900	230/460	284T	YC10P4B	\$6,630	DS-3CX	1.15	27.4	390	89.5	28/14	
15	3600	230/460	254T	YC15P1B	\$2,851	DS-3CX	1.15	25.0	300	91.0	35/17.5	
	1800	230/460	254T	YC15P2B	\$2,735	DS-3CX	1.15	25.0	300	92.4	37/18.3	
	1200	230/460	284T	YC15P3B	\$4,714	DS-3CX	1.15	27.4	390	91.7	37/18.2	
20	3600	230/460	256T	YC20P1B	\$3,656	DS-3CX	1.15	25.0	375	91.0	46/23.1	
	1800	230/460	256T	YC20P2B	\$3,323	DS-3CX	1.15	25.0	375	93.0	47/23.5	
	1200	230/460	286T	YC20P3B	\$5,563	DS-3CX	1.15	27.4	460	91.7	49/24.4	
	900	230/460	324T	YC20P4B	\$9,870	DS-3CX	1.15	30.7	575	90.2	53/26.5	

Note 13 Steel Frame Construction

Note NNP Non-NEMA<sup>®†</sup> Premium

# General Purpose Three Phase, Totally Enclosed Fan Cooled (TEFC) Div. 1 Hazardous Location NEMA<sup>®†</sup> Premium Efficient, Single Label, CORRO-DUTY<sup>®</sup>

(continued)



**NEMA**  
**Premium**

FLC,  
LCE

HP	RPM	Voltage	Frame	Catalog Number	List	Discount Symbol	SF	"C" Dim. (inches)	Ship Wt. (lbs)	NEMA Nom. Eff.	Full Load Amps	Notes
25	3600	230/460	284TS	YC25P1BS	\$4,457	DS-3CX	1.15	26.0	390	91.7	57/28.7	
	1800	230/460	284T	YC25P2B	\$3,981	DS-3CX	1.15	27.4	390	93.6	58/28.9	
	1200	230/460	324T	YC25P3B	\$6,956	DS-3CX	1.00	30.7	575	93.0	61/31	
	900	230/460	326T	YC25P4B	\$11,453	DS-3CX	1.15	30.7	650	90.2	66/33	
30	3600	230/460	286TS	YC30P1BS	\$4,835	DS-3CX	1.15	26.0	460	91.7	69/34	
	1800	230/460	286T	YC30P2B	\$4,671	DS-3CX	1.15	27.4	460	93.6	69/34	
	1200	230/460	326T	YC30P3B	\$8,236	DS-3CX	1.00	30.7	685	93.0	74/37	
40	3600	230/460	324TS	YC40P1BS	\$6,466	DS-3CX	1.15	29.2	550	92.4	90/45	
	1800	230/460	324T	YC40P2B	\$6,176	DS-3CX	1.15	30.7	590	94.1	90/45	
	1200	230/460	364T	YC40P3B	\$10,863	DS-3CX	1.15	33.1	725	94.1	92/46	
50	3600	230/460	326TS	YC50P1BS	\$8,520	DS-3CX	1.15	29.2	650	93.0	114/57	
	1800	230/460	326T	YC50P2B	\$7,639	DS-3CX	1.00	30.7	650	94.5	112/56	
	1200	230/460	365T	YC50P3B	\$12,414	DS-3CX	1.15	33.1	950	94.1	115/58	
60	3600	230/460	364TS	YC60P1BS	\$12,381	DS-3CX	1.15	30.9	750	93.6	136/68	
	1800	230/460	364T	YC60P2B	\$11,342	DS-3CX	1.15	33.1	810	95.0	136/68	
	1200	230/460	404T	YC60P3B	\$14,143	DS-3CX	1.00	38.0	1100	94.5	139/70	
75	3600	230/460	365TS	YC75P1BS	\$14,435	DS-3CX	1.15	30.9	850	93.6	166/83	
	1800	230/460	365T	YC75P2B	\$14,076	DS-3CX	1.00	33.1	850	95.4	169/84	
	1200	230/460	405T	YC75P3B	\$17,169	DS-3CX	1.00	38.0	1225	94.5	174/87	
100	1800	230/460	405T	YC100P2B	\$17,179	DS-3CX	1.15	38.0	1244	95.4	225/113	

GENERAL PURPOSE  
UNIMOUNT<sup>™</sup>

GENERAL PURPOSE  
C-FACE

GENERAL PURPOSE  
HOSTILE DUTY

GENERAL PURPOSE  
CORRO-DUTY<sup>™</sup>

GENERAL PURPOSE  
84 PLUS<sup>™</sup>

GENERAL PURPOSE  
OPEN DRIPPROOF

GENERAL PURPOSE  
HAZARDOUS LOCATION

GENERAL PURPOSE  
AUTOMOTIVE DUTY

COOLING TOWER  
DUTY

HAZARDOUS  
LOCATION

C-FACE  
MOTORS

VARIABLE SPEED  
MOTORS AND DRIVES



## Definite Purpose Automotive Duty U Frame Premium Efficient Footed



JDEN,  
JDE

### APPLICATIONS:

For use in automotive and process industries where "U" Frame sizes are specified. Built to meet GM7EH, Ford EM-1 and Chrysler NPEM-105 specifications.

### FEATURES:

- Class F Insulation, 60°C Rise At Full Load
- Cast Iron Frame & End Brackets (180 Frame & Larger)
- Corrosion Resistant Mill & Chemical Duty Paint
- Stainless Steel Nameplate (with "CE" Mark) & Zinc Plated Hardware
- Shaft Slinger On Pulley End For IP54 Protection
- 1.15 SF @ 40°C; 1.0 SF @ 65°C Ambient, NEMA®1 Design B On 60 Hertz Sine Wave Power

- Regreasable Double Shielded Bearings w/ "Straight-Through" Lube System (180 Frame & Up), Sealed Bearings on 56 Frame
- 85 dBA Max Sound Power Level
- Precision Balance (< 0.075 In/Sec Vib.), Lifting Provisions 180 Frame & Up
- Oversized Diagonally Split Conduit Box w/Lead Positioning Gasket (180 Fr & Up)
- Steel Fan Cover

HP	RPM	Voltage	Frame	Catalog Number	List	Discount Symbol	SF	"C" Dim. (inches)	Ship Wt (lbs)	NEMA Nom. Eff.	Full Load Amps	Notes
1	1800	460	182	A1P2C	\$1,049	DS-3ADE	1.15	13.1	85	88.5	1.4	28
	1200	460	184	A1P3C	\$1,281	DS-3ADE	1.15	13.2	110	87.5	1.7	28
1 1/2	3600	460	182	A32P1C	\$896	DS-3ADE	1.15	15.8	100	84.0	2.2	
	1800	460	184	A32P2C	\$1,123	DS-3ADE	1.15	13.2	110	89.5	2.1	28
	1200	460	184	A32P3C	\$1,413	DS-3ADE	1.15	15.8	110	87.5	2.5	
2	3600	460	184	A2P1C	\$990	DS-3ADE	1.15	15.0	85	84.0	2.7	
	1800	460	184	A2P2C	\$1,184	DS-3ADE	1.15	15.0	105	90.2	2.6	
	1200	460	213	A2P3C	\$1,566	DS-3ADE	1.15	19.3	150	88.5	3.1	
3	3600	460	184	A3P1C	\$1,123	DS-3ADE	1.15	15.8	110	86.5	4	
	1800	460	213	A3P2C	\$1,361	DS-3ADE	1.15	19.6	93	91.7	3.8	
	1200	460	215	A3P3C	\$1,938	DS-3ADE	1.15	19.3	160	89.5	4.3	
	900	460	254U	A3P4C	\$2,452	DS-3ADE	1.15	24.7	300	85.5	5.5	
5	3600	460	213	A5P1C	\$1,334	DS-3ADE	1.15	19.3	160	88.5	6.3	
	1800	460	215	A5P2C	\$1,803	DS-3ADE	1.15	19.3	160	90.2	6.4	
	1200	460	254U	A5P3C	\$2,698	DS-3ADE	1.15	24.7	300	89.5	6.6	
	900	460	256U	A5P4C	\$3,314	DS-3ADE	1.15	24.7	340	86.5	8.6	
7 1/2	3600	460	215	A7P1C	\$1,622	DS-3ADE	1.15	19.3	175	89.5	9	
	1800	460	254U	A7P2C	\$2,371	DS-3ADE	1.15	25.0	300	93.0	8.9	
	1200	460	256U	A7P3C	\$3,448	DS-3ADE	1.15	24.7	340	91.0	9.4	
	900	460	284U	A7P4C	\$4,228	DS-3ADE	1.15	27.8	380	87.5	11.1	
10	3600	460	254U	A10P1C	\$1,942	DS-3ADE	1.15	24.7	300	90.2	11.7	
	1800	460	256U	A10P2C	\$2,881	DS-3ADE	1.15	24.7	340	91.7	11.9	
	1200	460	284U	A10P3C	\$4,226	DS-3ADE	1.15	27.8	380	91.0	12.4	
	900	460	286U	A10P4C	\$4,970	DS-3ADE	1.15	27.8	410	90.2	14.4	
15	3600	460	256U	A15P1C	\$2,474	DS-3ADE	1.15	24.7	340	91.0	17.3	
	1800	460	284U	A15P2C	\$3,957	DS-3ADE	1.15	27.4	380	93.6	17.4	
	1200	460	324U	A15P3C	\$5,690	DS-3ADE	1.15	30.5	600	91.7	18	
	900	460	326U	A15P4C	\$6,608	DS-3ADE	1.15	30.5	625	89.5	20	
20	3600	460	286U	A20P1C	\$3,365	DS-3ADE	1.15	27.8	410	91.0	23.1	
	1800	460	286U	A20P2C	\$4,860	DS-3ADE	1.15	27.4	362	93.6	22.7	
	1200	460	326U	A20P3C	\$6,954	DS-3ADE	1.15	30.5	625	91.7	23.6	
	900	460	364U	A20P4C	\$8,008	DS-3ADE	1.15	32.8	570	91.0	28.0	
25	3600	460	324US	A25P1CS	\$4,317	DS-3ADE	1.15	28.1	600	91.7	28.8	LA
	1800	460	324U	A25P2C	\$6,083	DS-3ADE	1.15	30.5	600	93.6	29	LA
	1200	460	364U	A25P3C	\$8,396	DS-3ADE	1.15	32.8	590	93.0	29.7	
	900	460	365U	A25P4C	\$9,387	DS-3ADE	1.15	33.1	910	91.0	32	

Note 28 TENV Enclosure

Note LA Limited Availability

# Definite Purpose Automotive Duty U Frame Premium Efficient Footed



JDEN,  
JDE

(continued)

HP	RPM (Max Speed)	Voltage	Frame	Catalog Number	List	Discount Symbol	SF	"C" Dim. (inches)	Ship Wt (lbs)	NEMA Nom. Eff.	Full Load Amps	Notes
30	3600	460	326US	A30P1CS	\$5,207	DS-3ADE	1.15	28.1	625	91.7	34	LA
	1800	460	326U	A30P2C	\$7,107	DS-3ADE	1.15	30.5	625	93.6	35	LA
	1200	460	365U	A30P3C	\$9,501	DS-3ADE	1.15	32.8	590	93.0	36	
40	3600	460	364US	A40P1CS	\$6,796	DS-3ADE	1.15	30.2	600	92.4	45	
	1800	460	364U	A40P2C	\$9,370	DS-3ADE	1.15	32.8	590	94.5	46	
	1200	460	404U	A40P3C	\$12,237	DS-3ADE	1.15	37.5	1160	94.1	47	
50	3600	460	365US	A50P1CS	\$8,579	DS-3ADE	1.15	30.2	600	93.6	56	
	1800	460	365U	A50P2C	\$10,992	DS-3ADE	1.15	32.8	670	94.5	57	
	1200	460	405U	A50P3C	\$14,137	DS-3ADE	1.15	37.5	1250	94.1	59	
60	1800	460	405U	A60P2C	\$13,649	DS-3ADE	1.15	37.5	1180	95.0	68	
	1200	460	444U	A60P3C	\$16,597	DS-3ADE	1.15	45.9	1450	95.4	72	
75	1800	460	444U	A75P2C	\$16,834	DS-3ADE	1.15	45.9	1660	95.4	84	
	1200	460	445U	A75P3C	\$19,679	DS-3ADE	1.15	44.5	1650	95.0	90	
100	1800	460	445U	A100P2C	\$20,925	DS-3ADE	1.15	44.5	1650	95.8	109	

Note LA Limited Availability

GENERAL PURPOSE UNIMOUNT™  
GENERAL PURPOSE C-FACE  
GENERAL PURPOSE HOSTILE DUTY  
GENERAL PURPOSE CORRO-DUTY™  
GENERAL PURPOSE 84 PLUS™  
GENERAL PURPOSE OPEN DRIPPROOF  
GENERAL PURPOSE HAZARDOUS LOCATION  
GENERAL PURPOSE AUTOMOTIVE DUTY  
COOLING TOWER DUTY  
HAZARDOUS LOCATION  
C-FACE MOTORS  
VARIABLE SPEED MOTORS AND DRIVES

## Definite Purpose Direct Current Permanent Magnet



PM, SWD

### APPLICATIONS:

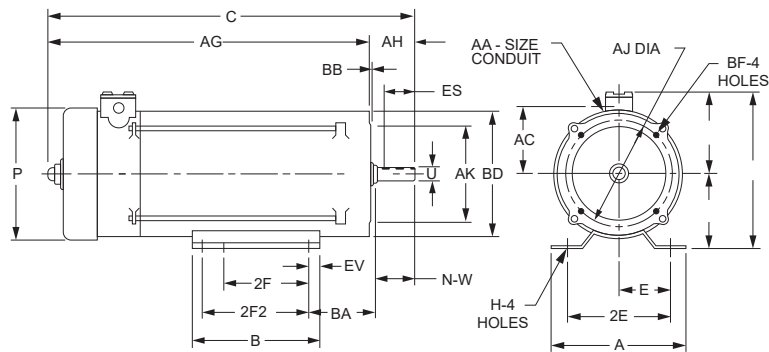
For general industrial equipment including fans, blowers, compressors, pumps and direct connected equipment.

### FEATURES:

- Totally Enclosed Fan Cooled
- NEMA® C-Face
- Removable Feet On Rigid Base Units
- 20:1 Constant Torque Speed Range
- 40°C Ambient
- Two Armature Leads & No Field Connections Are Required

HP	Base Speed	Top Speed	Frame	Armature Volts	Catalog Number	Type	List	Discount Symbol	Ship Wt. (lbs.)	Notes
1/4	1750	2050	56C	90	G636	PM	\$691	DS-4A	19	
1/3	1750	2050	56C	90	G637	PM	\$732	DS-4A	24	
1/2	1750	2050	56C	180	G641	PM	\$818	DS-4A	24	
	1750	2050	56C	90	G638	PM	\$818	DS-4A	23	
3/4	1750	2050	56C	180	G642	PM	\$992	DS-4A	27	
	1750	2050	56C	90	G639	PM	\$992	DS-4A	28	

## DC Motor Dimensions - Permanent Magnet Motor, Totally Enclosed Fan



A	D	E	2E	2F	H	N-W	U-0.0005	AA	AJ	AK	BA	BD	BF	ES MIN	SQ KEY
6-1/2	3-1/2	2-7/16	4-7/8	3	11/32	1-7/8	5/8	1/2	5-7/8	4-1/2	2-3/4	6-1/2	3-8/16	3/16	3/16

M/N	HP	ENCLOSURE	B	C	O	P*	AB	AC	AG	AH	BB	EV
G636	1/4	TEFC	3-15/16	10-15/16	7-1/2	5-1/2	4	3	8-7/8	2-3/32	5/32	15/32
G637	1/3	TEFC	3-15/16	11-29/32	7-1/2	5-1/2	4	3	9-27/32	2-3/32	5/32	15/32
G638	1/2	TEFC	3-15/16	11-29/32	7-1/2	5-1/2	4	3	9-27/32	2-3/32	5/32	15/32
G641	1/2	TEFC	3-15/16	11-29/32	7-1/2	5-1/2	4	3	9-27/32	2-3/32	5/32	15/32
G639	3/4	TEFC	3-15/16	13-3/32	7-1/2	5-1/2	4	3	11-1/32	2-3/32	5/32	15/32
G642	3/4	TEFC	3-15/16	13-3/32	7-1/2	5-1/2	4	3	11-1/32	2-3/32	5/32	15/32

Dimension "D" will never be exceeded, but may vary from values shown. When exact dimensions are required, shims up to 1/32" may be necessary. All rough casting dimensions may vary by 1/4" due to casting variations.

\*Largest motor width. All dimensions in inches.

forecyte

POWERED BY **Nidec**

Asset Condition Monitoring Solution to visualize\* health and performance data  
Refer to Page 109

# Cooling Tower Duty Motors

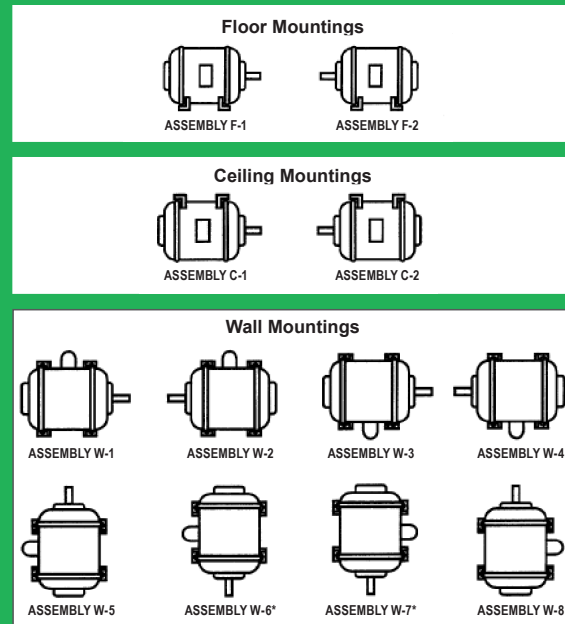
Many of Nidec Motor Corporation's Premium Efficient Cooling Tower motors are stocked for you. Refer to pages 69 to 73.

Stocked motors have the following conversion options: Space Heaters, Thermistors, Shaft Grounding, and Assembly Positions. Stock motors can ship immediately! Conversion orders can ship within 3 days!

## Features & Benefits:

- All single speed Premium Efficient models meet NEMA<sup>®†</sup> Premium efficiency levels
- Thousands of configurations to choose from
- VBXX seal installed on "wet" end for Premium Efficient motors
- Rotor balance better than .08 in/sec on Premium Efficient motors
- Meets IEC 34-5 Classification IP55
- Inverter Duty & Two-speed models help customers meet ASHRAE Standard 90.1

## Motor Mounting Assembly Guide:



\* W6 and W7 available on Totally Enclosed, Air Over Only (TEAO)



# Stock World Motor Cooling Tower Duty Three Phase, TEAO & TEFC Premium Efficient, Inverter Duty 10:1 (6-60 Hz) Speed Range Variable Torque, Internal SGR

## APPLICATIONS:

For use in Cooling Tower, Evaporative Condenser and other commercial and industrial applications requiring protection from harsh operating conditions with high humidity.

## FEATURES:

- INVERTER GRADE® Motors with Insulation that Exceeds the NEMA®† MG-1 Part 31 Standard
- Double Dip & Bake, 100% Solids, Polyester Insulation on Windings
- Class F Insulation, 40°C Ambient
- Cast Iron Frame & Outlet Box
- Cast Iron Bearing Caps
- Double Sealed bearings
- Double Drilled Feet to Accommodate Mounting Flexibility
- Sealed Bracket-to-Frame Registers & Leads
- Stainless Steel Nameplate & Zinc Plated Hardware
- 1.15 Service Factor
- Rotor Balance better than 0.08 in/sec Inverter Compatible: Exceeds NEMA®† MG-1 Part 31 (10:1 Variable Torque)
- NEMA®† Design B Performance on 60 Hertz Sine Wave Power
- Meets IEC 34-5 Classification IP55
- Space Heater (115v)
- Includes CORRO-DUTY® Motor Paint and Rotor Treatment
- Internal Shaft Grounding Ring
- Refer to Page vii for Suitability of IHP Motors on Variable Frequency Drives
- Refer to Page 73 for Minimum Air Velocity Requirements

## ORDERING INFORMATION:

Options below available from Southaven Distribution Center ONLY

**Option List Prices: Add motor & required options list prices, then use applicable multiplier to calculate net price.**

Options	Frame Size								
	140	180	210	250	280	320	360	400	440
Thermistor	\$725	\$725	\$725	\$725	\$725	\$725	\$725	\$725	\$725
TEFC W5 or W8 Mounting	\$89	\$125	\$137	\$174	\$221	\$281	\$310	\$419	\$478

## Totally Enclosed Air Over (TEAO)

HP	RPM	Volts	Frame	New Stock Cat#	List Price	Assembly Position	Discount Symbol	SF	"C" Dim. (inches)	Ship Wt. (lbs)	NEMA Nom. Eff.	Full Load Amps	Notes
3	1800	230/460	182T	CWG3V2B2	\$1,375	F2	DS-3CTSW	1.15	16.3	110	89.5	7.8/3.9	SGR
5	1800	230/460	184T	CWG5V2B2	\$1,420	F2	DS-3CTSW	1.15	16.3	120	89.5	12.7/6.3	SGR
7 1/2	1800	230/460	213T	CWG7V2B2	\$1,834	F2	DS-3CTSW	1.15	19.6	170	91.7	19.1/9.6	SGR
10	1800	230/460	215T	CWG10V2B2	\$2,111	F2	DS-3CTSW	1.15	19.6	180	91.7	25.7/12.8	SGR
15	1800	230/460	254T	CWG15V2B2	\$2,913	F2	DS-3CTSW	1.15	24.9	285	92.4	36/18	SGR
20	1800	230/460	256T	CWG20V2B2	\$3,282	F2	DS-3CTSW	1.15	24.9	315	93	47/23.7	SGR
25	1800	230/460	284T	CWG25V2B2	\$4,346	F2	DS-3CTSW	1.15	27.5	375	93.6	58/29.2	SGR
30	1800	230/460	286T	CWG30V2B2	\$4,568	F2	DS-3CTSW	1.15	27.5	385	93.6	70/35	SGR
40	1800	230/460	324T	CWG40V2B2	\$5,685	F2	DS-3CTSW	1.15	30.1	515	94.1	92/46	SGR
50	1800	230/460	326T	CWG50V2B2	\$6,571	F2	DS-3CTSW	1.15	30.1	615	94.5	112/56	SGR
60	1800	230/460	364T	CWG60V2B2	\$8,717	F2	DS-3CTSW	1.15	32.3	715	95	137/68	SGR

HP	RPM	Volts	Frame	New Stock Cat#	List Price	Assembly Position	Discount Symbol	SF	"C" Dim. (inches)	Ship Wt. (lbs)	NEMA Nom. Eff.	Full Load Amps	Notes
5	1800	230/460	184T	CVWG5V2B6	\$1,579	W6	DS-3CTSW	1.15	13.6	110	89.5	12.7/6.3	SGR
7 1/2	1800	230/460	213T	CVWG7V2B6	\$2,016	W6	DS-3CTSW	1.15	17.1	170	91.7	19.2/9.6	SGR
10	1800	230/460	215T	CVWG10V2B6	\$2,301	W6	DS-3CTSW	1.15	17.1	180	91.7	25.7/12.8	SGR
15	1800	230/460	254T	CVWG15V2B6	\$3,164	W6	DS-3CTSW	1.15	22.3	275	92.4	36/18	SGR
20	1800	230/460	256T	CVWG20V2B6	\$3,545	W6	DS-3CTSW	1.15	22.3	305	93	47/23.7	SGR
25	1800	230/460	284T	CVWG25V2B6	\$4,687	W6	DS-3CTSW	1.15	24.8	365	93.6	58/29.2	SGR
30	1800	230/460	286T	CVWG30V2B6	\$4,916	W6	DS-3CTSW	1.15	24.8	395	93.6	69/34	SGR
40	1800	230/460	324T	CVWG40V2B6	\$6,125	W6	DS-3CTSW	1.15	27.5	505	94.1	92/46	SGR
50	1800	230/460	326T	CVWG50V2B6	\$7,039	W6	DS-3CTSW	1.15	27.5	615	94.5	112/56	SGR
60	1800	230/460	364T	CVWG60V2B6	\$9,275	W6	DS-3CTSW	1.15	29.6	705	95	137/68	SGR
75	1800	230/460	365T	CVWG75V2B6	\$10,647	W6	DS-3CTSW	1.15	29.6	765	95	170/85	SGR



# Stock World Motor Cooling Tower Duty Three Phase, TEAO & TEFC Premium Efficient, Inverter Duty 10:1 (6-60 Hz) Speed Range Variable Torque

## APPLICATIONS:

For use in Cooling Tower, Evaporative Condenser and other commercial and industrial applications requiring protection from harsh operating conditions with high humidity.

## FEATURES:

- INVERTER GRADE® Motors with Insulation that Exceeds the NEMA® MG-1 Part 31 Standard
- Double Dip & Bake, 100% Solids, Polyester Insulation on Windings
- Class F Insulation, 40°C Ambient
- Cast Iron Frame & Outlet Box
- Cast Iron Bearing Caps
- Double Sealed bearings
- Double Drilled Feet to Accommodate Mounting Flexibility
- Sealed Bracket-to-Frame Registers & Leads
- Stainless Steel Nameplate & Zinc Plated Hardware
- 1.15 Service Factor
- Rotor Balance better than 0.08 in/sec Inverter Compatible: Exceeds NEMA® MG-1 Part 31 (10:1 Variable Torque)
- NEMA® Design B Performance on 60 Hertz Sine Wave Power
- Meets IEC 34-5 Classification IP55
- Space Heater (115v)
- Includes CORRO-DUTY® Motor Paint and Rotor Treatment
- Refer to Page vii for Suitability of IHP Motors on Variable Frequency Drives
- Refer to Page 73 for Minimum Air Velocity Requirements

## ORDERING INFORMATION:

Options below available from Southaven Distribution Center ONLY

Option List Prices: Add motor & required options list prices, then use applicable multiplier to calculate net price.

Options	Frame Size								
	140	180	210	250	280	320	360	400	440
Thermistor	\$725	\$725	\$725	\$725	\$725	\$725	\$725	\$725	\$725
TEFC W5 or W8 Mounting	\$89	\$125	\$137	\$174	\$221	\$281	\$310	\$419	\$478

## Totally Enclosed Air Over (TEAO)

HP	RPM	Volts	Frame	New Stock Cat#	List Price	Assembly Position	Discount Symbol	SF	"C" Dim. (inches)	Ship Wt. (lbs)	NEMA Nom. Eff.	Full Load Amps	Notes
2	1200	230/460	184T	CVW2V3B6	\$1,454	W6	DS-3CTSW	1.15	13.6	130	88.5	6.2/3.1	
3	1800	230/460	182T	CVW3V2B6	\$1,206	W6	DS-3CTSW	1.15	13.6	130	89.5	7.7/3.9	
	1200	230/460	213T	CVW3V3B6	\$2,138	W6	DS-3CTSW	1.15	17.1	200	90.2	8.6/4.3	
5	1800	200	184T	CVW5V2H6	\$1,254	W6	DS-3CTSW	1.15	13.6	130	89.5	14.5	
	1800	230/460	184T	CVW5V2B6	\$1,254	W6	DS-3CTSW	1.15	13.6	130	89.5	12.7/6.3	
	1200	230/460	215T	CVW5V3B6	\$2,224	W6	DS-3CTSW	1.15	17.1	200	90.2	14.2/7.1	
7 1/2	1800	200	213T	CVW7V2H6	\$1,691	W6	DS-3CTSW	1.15	17.1	200	91.7	21.9	
	1800	230/460	213T	CVW7V2B6	\$1,691	W6	DS-3CTSW	1.15	17.1	200	91.7	19.2/9.6	
	1200	230/460	254T	CVW7V3B6	\$3,049	W6	DS-3CTSW	1.15	22.3	325	91.0	18.8/9.4	
10	1800	200	215T	CVW10V2H6	\$1,976	W6	DS-3CTSW	1.15	17.1	200	91.7	29.3	
	1800	230/460	215T	CVW10V2B6	\$1,976	W6	DS-3CTSW	1.15	17.1	200	91.7	25.7/12.8	
	1200	230/460	256T	CVW10V3B6	\$3,577	W6	DS-3CTSW	1.15	22.3	325	91.7	25.1/12.5	
15	1800	200	254T	CVW15V2H6	\$2,814	W6	DS-3CTSW	1.15	22.3	325	92.4	41	
	1800	230/460	254T	CVW15V2B6	\$2,814	W6	DS-3CTSW	1.15	22.3	325	92.4	36/18	
	1200	230/460	284T	CVW15V3B6	\$5,105	W6	DS-3CTSW	1.15	24.8	380	91.7	36/18.2	
20	1800	200	256T	CVW20V2H6	\$3,195	W6	DS-3CTSW	1.15	22.3	325	93.0	54	
	1800	230/460	256T	CVW20V2B6	\$3,195	W6	DS-3CTSW	1.15	22.3	325	93.0	47/23.7	
	1200	230/460	286T	CVW20V3B6	\$5,809	W6	DS-3CTSW	1.15	24.8	410	91.7	48/24	
25	1800	230/460	284T	CVW25V2B6	\$4,322	W6	DS-3CTSW	1.15	24.8	380	93.6	58/29.2	
	1200	230/460	324T	CVW25V3B6	\$7,867	W6	DS-3CTSW	1.15	27.5	605	93.0	59/29.3	
30	1800	230/460	286T	CVW30V2B6	\$4,551	W6	DS-3CTSW	1.15	24.8	410	93.6	69/34	
	1200	230/460	326T	CVW30V3B6	\$8,290	W6	DS-3CTSW	1.15	27.5	605	93.0	70/35	
40	1800	230/460	324T	CVW40V2B6	\$5,747	W6	DS-3CTSW	1.15	27.5	605	94.1	92/46	
	1200	230/460	364T	CVW40V3B6	\$10,422	W6	DS-3CTSW	1.15	29.6	740	94.1	94/47	
50	1800	230/460	326T	CVW50V2B6	\$6,661	W6	DS-3CTSW	1.15	27.5	605	94.5	112/56	
	1200	230/460	365T	CVW50V3B6	\$12,111	W6	DS-3CTSW	1.15	29.6	910	94.1	117/59	
60	1800	230/460	364T	CVW60V2B6	\$8,855	W6	DS-3CTSW	1.15	29.6	740	95.0	137/68	
	1200	230/460	404T	CVW60V3B6	\$16,229	W6	DS-3CTSW	1.15	33.8	960	94.5	140/70	
75	1800	230/460	365T	CVW75V2B6	\$10,227	W6	DS-3CTSW	1.15	29.6	910	95.4	170/85	
	1200	230/460	405T	CVW75V3B6	\$18,766	W6	DS-3CTSW	1.15	33.8	990	94.5	178/89	
100	1800	230/460	405T	CVW100V2B6	\$15,250	W6	DS-3CTSW	1.15	33.8	1000	95.4	229/115	

GENERAL PURPOSE UNIMOUNT™  
 GENERAL PURPOSE STEEL EDGE™  
 GENERAL PURPOSE HOSTILE DUTY  
 GENERAL PURPOSE CORRO-DUTY™  
 GENERAL PURPOSE 84 PLUS™  
 GENERAL PURPOSE OPEN DRIPPROOF™  
 GENERAL PURPOSE HAZARDOUS LOCATION™  
 GENERAL PURPOSE AUTOMOTIVE DUTY™  
 COOLING TOWER DUTY™  
 HAZARDOUS LOCATION™  
 C-FACE MOTORS™  
 VARIABLE SPEED MOTORS AND DRIVES™

# Stock World Motor Cooling Tower Duty Three Phase, TEAO & TEFC Premium Efficient, Inverter Duty 10:1 (6-60 Hz) Speed Range Variable Torque

(continued)

## Totally Enclosed Fan Cooled (TEFC)

\* W6 &amp; W7 mounting not available on Totally Enclosed Fan Cooled (TEFC) Motors.

HP	RPM	Volts	Frame	New Stock Cat#	List Price	Assembly Position	Discount Symbol	SF	"C" Dim. (inches)	Ship Wt. (lbs)	NEMA Nom. Eff.	Full Load Amps	Notes
2	1800	230/460	145T	CW2V2E2	\$698	F2	DS-3CTSW	1.15	13.5	80	86.5	5.3/2.7	
	1200	230/460	184T	CW2V3E2	\$1,290	F2	DS-3CTSW	1.15	16.3	100	88.5	6.2/3.1	
3	1800	200	182T	CW3V2H2	\$1,050	F2	DS-3CTSW	1.15	16.3	100	89.5	8.8	
	1800	230/460	182T	CW3V2E2	\$1,050	F2	DS-3CTSW	1.15	16.3	100	89.5	7.8/3.9	
	1800	575	182T	CW3V2G2	\$1,050	F2	DS-3CTSW	1.15	16.3	100	89.5	3.1	
	1200	230/460	213T	CW3V3E2	\$1,942	F2	DS-3CTSW	1.15	19.6	170	90.2	8.6/4.3	
5	1800	200	184T	CW5V2H2	\$1,095	F2	DS-3CTSW	1.15	16.3	110	89.5	14.5	
	1800	230/460	184T	CW5V2E2	\$1,095	F2	DS-3CTSW	1.15	16.3	110	89.5	12.7/6.3	
	1800	575	184T	CW5V2G2	\$1,095	F2	DS-3CTSW	1.15	16.3	110	89.5	5.1	
	1200	230/460	215T	CW5V3E2	\$2,026	F2	DS-3CTSW	1.15	19.6	180	90.2	14.2/7.1	
7 1/2	1800	200	213T	CW7V2H2	\$1,509	F2	DS-3CTSW	1.15	19.6	170	91.7	22	
	1800	230/460	213T	CW7V2E2	\$1,509	F2	DS-3CTSW	1.15	19.6	170	91.0	19.1/9.6	
	1800	575	213T	CW7V2G2	\$1,509	F2	DS-3CTSW	1.15	19.6	170	91.7	7.8	
	1200	230/460	254T	CW7V3E2	\$2,791	F2	DS-3CTSW	1.15	24.9	250	91.0	18.8/9.4	
10	1800	200	215T	CW10V2H2	\$1,786	F2	DS-3CTSW	1.15	19.6	180	91.7	29.3	
	1800	230/460	215T	CW10V2E2	\$1,786	F2	DS-3CTSW	1.15	19.6	180	91.7	25.7/12.8	
	1800	575	215T	CW10V2G2	\$1,786	F2	DS-3CTSW	1.15	19.6	180	91.7	10.3	
	1200	230/460	256T	CW10V3E2	\$3,304	F2	DS-3CTSW	1.15	24.9	280	91.7	24.9/12.4	
15	1800	200	254T	CW15V2H2	\$2,563	F2	DS-3CTSW	1.15	24.9	270	92.4	41	
	1800	230/460	254T	CW15V2E2	\$2,563	F2	DS-3CTSW	1.15	24.9	270	92.4	36/18	
	1800	575	254T	CW15V2G2	\$2,563	F2	DS-3CTSW	1.15	24.9	270	92.4	14.5	
20	1800	200	256T	CW20V2H2	\$2,932	F2	DS-3CTSW	1.15	24.9	300	93.0	55	
	1800	230/460	256T	CW20V2E2	\$2,932	F2	DS-3CTSW	1.15	24.9	300	93.0	47/23.7	
	1800	575	256T	CW20V2G2	\$2,932	F2	DS-3CTSW	1.15	24.9	300	93.0	18.9	
25	1800	200	284T	CW25V2H2	\$3,981	F2	DS-3CTSW	1.15	27.5	385	93.6	67	
	1800	230/460	284T	CW25V2E2	\$3,981	F2	DS-3CTSW	1.15	27.5	380	93.6	58/29.2	
	1800	575	284T	CW25V2G2	\$3,981	F2	DS-3CTSW	1.15	27.5	380	93.6	23.3	
30	1800	230/460	286T	CW30V2E2	\$4,203	F2	DS-3CTSW	1.15	27.5	410	93.6	70/35	
	1800	575	286T	CW30V2G2	\$4,203	F2	DS-3CTSW	1.15	27.5	410	93.6	28.1	
40	1800	230/460	324T	CW40V2E2	\$5,307	F2	DS-3CTSW	1.15	30.1	600	94.1	92/46	
	1800	575	324T	CW40V2G2	\$5,307	F2	DS-3CTSW	1.15	30.1	600	94.1	37	
50	1800	230/460	326T	CW50V2E2	\$6,193	F2	DS-3CTSW	1.15	30.1	625	94.5	112/56	
	1800	575	326T	CW50V2G2	\$6,193	F2	DS-3CTSW	1.15	30.1	625	94.5	45	
60	1800	230/460	364T	CW60V2E2	\$8,297	F2	DS-3CTSW	1.15	32.3	740	95.0	137/68	
	1800	575	364T	CW60V2G2	\$8,297	F2	DS-3CTSW	1.15	32.3	910	95.0	55	
75	1800	230/460	365T	CW75V2E2	\$9,628	F2	DS-3CTSW	1.15	32.3	910	95.4	170/85	

## Minimum Air Velocity Required for TEAO Models

Horsepower	Velocity (FPM) 4 Pole	Velocity (FPM) 6 Pole	Horsepower	Velocity (FPM) 4 Pole	Velocity (FPM) 6 Pole
2	1000	580	25	1500	950
3	1000	600	30	1600	1000
5	1054	700	40	1700	1100
7.5	1023	650	50	1800	1150
10	975	600	60	1800	1150
15	1500	650	75	2000	1300
20	1700	850	100	2000	1300

\*Note: Use 1/2 of these velocities for 8 Pole (900 RPM). Use the above velocities for 50 Hz motors (Customer to make adjustments for lower motor speed in order to maintain fan speed).

forecyte

POWERED BY **Nidec**

Asset Condition Monitoring Solution to visualize\* health and performance data  
Refer to Page 109

# Stock Cooling Tower Duty Three Phase, TEAO & TEFC Premium Efficient, Inverter Duty 10:1 (6-60 Hz) Speed Range Variable Torque

## APPLICATIONS:

For use in Cooling Tower, Evaporative Condenser and other commercial and industrial applications requiring protection from harsh operating conditions with high humidity.

## FEATURES:

- INVERTER GRADE® Motors with Insulation that Exceeds the NEMA®† MG-1 Part 31 Standard
- Double Dip & Bake, 100% Solids, Polyester Insulation on Windings
- Class F Insulation, 40°C Ambient
- Cast Iron Frame
- Bearing Isolators on "wet" end for vertical mounting positions
- Double Sealed, same size bearings both ends
- Double Drilled Feet to Accommodate Mounting Flexibility
- Sealed Bracket-to-Frame Registers & Leads
- Stainless Steel Nameplate & Zinc Plated Hardware
- 1.15 Service Factor
- Rotor Balance better than 0.08 in/sec Inverter Compatible: Exceeds NEMA®† MG-1 Part 31 (10:1 Variable Torque)
- NEMA®† Design B Performance on 60 Hertz Sine Wave Power
- Meets IEC 34-5 Classification IP55
- Includes CORRO-DUTY® Motor Paint and Rotor Treatment
- Refer to Page vii for Suitability of IHP Motors on Variable Frequency Drives
- Refer to Page 73 for Minimum Air Velocity Requirements

## ORDERING INFORMATION:

Options below available from Southaven Distribution Center ONLY

Option List Prices: Add motor & required options list prices, then use applicable multiplier to calculate net price.

Options	Frame Size								
	140	180	210	250	280	320	360	400	440
Space Heater	\$210	\$250	\$250	\$320	\$380	\$420	\$420	\$480	\$480
Thermistor	\$725	\$725	\$725	\$725	\$725	\$725	\$725	\$725	\$725
Inpro Motor Grounding Seal	\$375	\$433	\$466	\$492	\$517	\$584	\$609	\$650	\$775
TEFC W5 or W8 Mounting	\$89	\$125	\$137	\$174	\$221	\$281	\$310	\$419	\$478

## Totally Enclosed Air Over (TEAO)

HP	RPM	Volts	Frame	New Stock Cat#	List Price	Assembly Position	Discount Symbol	SF	"C" Dim. (inches)	Ship Wt. (lbs)	NEMA Nom. Eff.	Full Load Amps	Notes
5	1800	230/460	184T	HVV5V2E8	\$1,254	W8	DS-3HTS	1.15	13.7	110	89.5	12.5/6.3	
	1200	230/460	215T	HVV5V3E6	\$2,224	W6	DS-3HTS	1.15	17.0	175	90.2	14/7	
7 1/2	1800	200	213T	HVV7V2H6	\$1,691	W6	DS-3HTS	1.15	17.0	160	91.7	21.1	
	1800	230/460	213T	HVV7V2E6	\$1,691	W6	DS-3HTS	1.15	17.0	160	91.7	18.5/9.2	
	1800	230/460	213T	HVV7V2E8	\$1,691	W8	DS-3HTS	1.15	17.0	160	91.7	18.5/9.2	
10	1800	230/460	215T	HVV10V2E8	\$1,976	W8	DS-3HTS	1.15	17.0	175	91.7	23.8/11.9	
	1200	230/460	256T	HVV10V3E6	\$3,577	W6	DS-3HTS	1.15	22.1	340	91.7	24.5/12.3	
15	1800	230/460	254T	HVV15V2E6	\$2,814	W6	DS-3HTS	1.15	22.1	300	92.4	37/18.4	
20	1800	230/460	256T	HVV20V2E6	\$3,195	W6	DS-3HTS	1.15	22.1	340	93.0	47/23.7	
	1200	230/460	286T	HVV20V3E6	\$5,809	W6	DS-3HTS	1.15	24.8	410	91.7	49/24.4	
25	1200	230/460	324T	HVV25V3E6	\$7,867	W6	DS-3HTS	1.15	27.3	600	93.0	59/29.5	
30	1200	230/460	326T	HVV30V3B6	\$8,290	W6	DS-3HTS	1.15	27.3	625	93.0	70/35	
40	1200	230/460	364T	HVV40V3E6	\$10,422	W6	DS-3HTS	1.15	29.4	740	94.1	93/46	

## Stock Cooling Tower Duty Three Phase, TEAO & TEFC Premium Efficient, Inverter Duty 10:1 (6-60 Hz) Speed Range Variable Torque

(continued)

### Totally Enclosed Air Over (TEAO)

HP	RPM	Volts	Frame	New Stock Cat#	List Price	Assembly Position	Discount Symbol	SF	"C" Dim. (inches)	Ship Wt. (lbs)	NEMA Nom. Eff.	Full Load Amps	Notes
50	1800	230/460	326T	HVV50V2B6	\$6,661	W6	DS-3HTS	1.15	27.3	625	94.5	112/56	
100	1800	230/460	405T	HVV100V2E6	\$15,250	W6	DS-3HTS	1.15	33.9	1180	95.4	225/113	

### Totally Enclosed Fan Cooled (TEFC)

HP	RPM	Volts	Frame	New Stock Cat#	List Price	Assembly Position	Discount Symbol	SF	"C" Dim. (inches)	Ship Wt. (lbs)	NEMA Nom. Eff.	Full Load Amps	Notes
2	1200	230/460	184T	HW2V3E2	\$1,290	F2	DS-3HTS	1.15	15.5	110	88.5	6.2/3.1	
3	1800	200	182T	HW3V2H2	\$1,050	F2	DS-3HTS	1.15	15.5	100	89.5	9.2	
	1800	230/460	182T	HW3V2E2	\$1,050	F2	DS-3HTS	1.15	15.5	100	89.5	7.9/3.9	
	1800	575	182T	HW3V2G2	\$1,050	F2	DS-3HTS	1.15	15.5	100	89.5	3.2	
	1200	230/460	213T	HW3V3E2	\$1,942	F2	DS-3HTS	1.15	19.2	160	90.2	8.7/4.4	
5	1800	200	184T	HW5V2H2	\$1,095	F2	DS-3HTS	1.15	15.5	110	89.5	14.4	
	1800	230/460	184T	HW5V2E2	\$1,095	F2	DS-3HTS	1.15	15.5	110	89.5	12.5/6.3	
	1800	575	184T	HW5V2G2	\$1,095	F2	DS-3HTS	1.15	15.5	110	89.5	5	
7 1/2	1800	575	213T	HW7V2G2	\$1,509	F2	DS-3HTS	1.15	19.2	160	91.7	7.5	
	1200	230/460	254T	HW7V3E2	\$2,791	F2	DS-3HTS	1.15	19.2	300	91.0	18.6/9.3	
	1200	230/460	254T	HW7V3E2	\$2,791	F2	DS-3HTS	1.15	25.3	300	91.0	18.6/9.3	
10	1800	575	215T	HW10V2G2	\$1,786	F2	DS-3HTS	1.15	19.2	175	91.7	9.6	
	1200	230/460	256T	HW10V3E2	\$3,304	F2	DS-3HTS	1.15	25.3	340	91.7	24.5/12.3	
20	1800	200	256T	HW20V2H2	\$2,932	F2	DS-3HTS	1.15	25.3	340	93.0	54	
25	1800	200	284T	HW25V2H2	\$3,981	F2	DS-3HTS	1.15	27.0	380	93.6	67	
40	1800	230/460	324T	HW40V2E2	\$5,307	F2	DS-3HTS	1.15	30.6	600	94.1	92/46	
	1800	575	324T	HW40V2G2	\$5,307	F2	DS-3HTS	1.15	30.6	600	94.1	37	
75	1800	230/460	365T	HW75V2E2	\$9,628	F2	DS-3HTS	1.15	33.0	910	95.4	169/84	

\* W6 &amp; W7 mounting not available on Totally Enclosed Fan Cooled (TEFC) Motors.

# Stock Cooling Tower Duty Three Phase, TEAO & TEFC Premium Efficient, Inverter Duty 10:1 (6-60 Hz) Speed Range Variable Torque

(continued)

## Minimum Air Velocity Required for TEAO Models

Horsepower	Velocity (FPM) 4 Pole	Velocity (FPM) 6 Pole
2	1000	580
3	1000	600
5	1054	700
7.5	1023	650
10	975	600
15	1500	650
20	1700	850

Horsepower	Velocity (FPM) 4 Pole	Velocity (FPM) 6 Pole
25	1500	950
30	1600	1000
40	1700	1100
50	1800	1150
60	1800	1150
75	2000	1300
100	2000	1300

\*Note: Use 1/2 of these velocities for 8 Pole (900 RPM). Use the above velocities for 50 Hz motors (Customer to make adjustments for lower motor speed in order to maintain fan speed).



# Hazardous Location

---

**Horsepower:** 1/4 through 200 HP, Single and Dual Label

**Phase:** Single and Three Phase

**RPM:** 1200, 1800 and 3600

**Voltage:** 115/208 - 230, 115/230, 230/460, 208-230/460 and 460

**Efficiency:** NEMA Premium

**Mounting:** Footed, Footless C-Face

**Agency:** UL<sup>®</sup>+ Recognized and CSA<sup>®</sup>+ Certified

# General Purpose Three Phase, Totally Enclosed Fan Cooled (TEFC) Div. 1 Hazardous Location NEMA<sup>®</sup> Premium Efficient, Dual Label

## APPLICATIONS:

For pumps, fans, compressors, conveyors and tools located in hazardous locations as defined by Class and Group.



**NEMA  
Premium**

LE, FL

## FEATURES:

### For all Products Listed in this Section:

- UL<sup>®</sup> Listed & CSA<sup>®</sup> Certified
- Cast Iron Inner Bearing Caps (180 Frame and Larger)
- 40°C Ambient, NEMA<sup>®</sup> Design B Performance
- Regreasable Bearings 180 Frame & Up
- Lifting Provisions, 180 Frame & Up
- Conversion Kits: Cast Iron Fan Cover (180 Frame & Up)
- Sealed Bearings 56-140, Shielded 180 Frame & Up
- Class, Group & Temp Code as Noted Below

### For Catalog Numbers Beginning with "XS":

- Cast Iron Frame Except Where Noted
- Cast Iron End Brackets & Conduit Box
- Class F Insulation
- 1.00 Service Factor on 60 Hertz Sinewave Power
- Stainless Steel Nameplate & Zinc Plated Hardware
- Shaft Slinger on Pulley End for IP54 Protection

### For Catalog Numbers Beginning with "X":

- Cast Iron Frame Except Where Noted
- Cast Iron End Brackets & Conduit Box
- Class F Insulation
- 1.00 Service Factor on 60 Hertz Sinewave Power
- Stainless Steel Nameplate & Zinc Plated Hardware
- Shaft Slinger on Pulley End for IP54 Protection

HP	RPM	Voltage	Frame	Catalog Number	Class I Group	Class II Group	Temp Code	List	Discount Symbol	"C" Dim. (inches)	Ship Wt. (lbs)	NEMA Nom. Eff.	Full Load Amps	Notes
1/2	1800	208-230/460	56	XS12SA2D	CD	EFG	T3C	\$505	DS-3CXD	12.4	26	-	2.0-1.9/1.0	13,24,NNP
	1200	208-230/460	56	XS12SA3A	CD	EFG	T3C	\$615	DS-3CXD	13.2	32	-	2.2-2.3/1.1	13,24,NNP
3/4	1800	208-230/460	56	XS34SA2A	CD	EFG	T3C	\$576	DS-3CXD	13.7	32	-	2.8-2.9/1.4	13,24,NNP
	1200	208-230/460	143T	XS34S3A14	CD	EFG	T3C	\$700	DS-3CXD	15.0	32	-	3.1-3.2/1.6	13,NNP
1	1800	230/460	143T	X1P2B	D	FG	T3B	\$729	DS-3CXD	12.9	60	85.5	3/1.5	51
	1800	575	143T	X1P2G	D	FG	T3B	\$729	DS-3CXD	12.9	60	85.5	1.2	
	1200	230/460	145T	X1P3B	D	FG	T3B	\$991	DS-3CXD	12.9	80	82.5	3.8/1.9	
	900	230/460	182T	X1P4B	D	FG	T3B	\$1,526	DS-3CXD	15.5	90	75.5	4.8/2.4	
1 1/2	3600	230/460	143T	X32P1B	D	FG	T3B	\$840	DS-3CXD	12.9	70	84.0	3.9/1.9	
	1800	208-230/460	145T	XS32P2A14	CD	EFG	T3C	\$808	DS-3CXD	15.5	32	86.5	4.7-4.6/2.3	13,24
	1800	230/460	145T	X32P2B	D	FG	T3B	\$808	DS-3CXD	12.9	80	86.5	4.3/2.1	
	1800	575	145T	X32P2G	D	FG	T3B	\$808	DS-3CXD	12.9	65	86.5	1.7	
	1200	230/460	182T	X32P3B	D	FG	T3B	\$1,093	DS-3CXD	15.5	90	87.5	4.6/2.3	
2	900	230/460	184T	X32P4B	D	FG	T3B	\$1,694	DS-3CXD	15.5	110	78.5	6.1/3	
	3600	230/460	145T	X2P1B	D	FG	T3B	\$998	DS-3CXD	12.9	75	85.5	4.9/2.4	
	1800	208-230/460	56H	XS2PA2AH	CD	EFG	T3C	\$886	DS-3CXD	16.7	32	86.5	6.7-6.4/3.2	13,24
	1800	230/460	145T	X2P2B	D	FG	T3B	\$886	DS-3CXD	12.9	80	86.5	5.2/2.6	
	1800	575	145T	X2P2G	D	FG	T3B	\$886	DS-3CXD	12.9	65	86.5	2.1	
	1200	230/460	184T	X2P3B	D	FG	T3B	\$1,216	DS-3CXD	16.0	110	88.5	5.8/2.9	
3	900	230/460	213T	X2P4B	D	FG	T3B	\$1,880	DS-3CXD	19.1	145	84.0	8.1/4	
	3600	230/460	182T	X3P1B	D	FG	T3B	\$1,116	DS-3CXD	16.0	90	86.5	7.8/3.9	
	1800	230/460	182T	X3P2B	D	FG	T3B	\$986	DS-3CXD	16.0	90	89.5	7.7/3.8	
	1800	575	182T	X3P2G	D	FG	T3B	\$986	DS-3CXD	16.0	90	89.5	3.1	
	1200	230/460	213T	X3P3B	D	FG	T3B	\$1,503	DS-3CXD	19.1	145	89.5	8.8/4.4	
5	900	230/460	215T	X3P4B	D	FG	T3B	\$2,330	DS-3CXD	19.1	170	85.5	11.9/5.9	
	3600	230/460	184T	X5P1B	D	FG	T3B	\$1,400	DS-3CXD	16.0	110	88.5	12.2/6.1	
	1800	230/460	184T	X5P2B	D	FG	T3B	\$1,147	DS-3CXD	16.0	110	89.5	12.5/6.2	
	1800	575	184T	X5P2G	D	FG	T3B	\$1,147	DS-3CXD	16.0	110	89.5	5	
	1200	230/460	215T	X5P3B	D	FG	T3B	\$2,152	DS-3CXD	19.1	170	89.5	13.9/7	
7 1/2	900	230/460	254T	X5P4B	CD	FG	T3C	\$3,239	DS-3CXD	25.6	300	86.5	18/9	
	3600	230/460	213T	X7P1B	D	FG	T3B	\$1,730	DS-3CXD	19.1	145	89.5	18.6/9.3	
	1800	230/460	213T	X7P2B	D	FG	T3B	\$1,564	DS-3CXD	19.1	145	91.7	18.5/9.3	
	1800	575	213T	X7P2G	D	FG	T3B	\$1,564	DS-3CXD	19.1	145	91.7	7.4	
1200	230/460	254T	X7P3B	CD	FG	T3C	\$2,788	DS-3CXD	25.3	300	91.0	18.8/9.4		

Note 13 Steel Frame Construction  
Note 24 Automatic Reset Thermal Protector Overload

Note 51 Equipped with Winding Thermostat  
Note NNP Non-NEMA<sup>®</sup> Premium

GENERAL PURPOSE  
UNIMOUNT®GENERAL PURPOSE  
STEEL EDGE™GENERAL PURPOSE  
HOSTILE DUTYGENERAL PURPOSE  
CORRO-DUTY™GENERAL PURPOSE  
841 PLUS®GENERAL PURPOSE  
OPEN DRIPPROOFGENERAL PURPOSE  
HAZARDOUS LOCATIONGENERAL PURPOSE  
AUTOMOTIVE DUTYCOOLING TOWER  
DUTYHAZARDOUS  
LOCATIONC-FACE  
MOTORSVARIABLE SPEED  
MOTORS AND DRIVES

## General Purpose Three Phase, Totally Enclosed Fan Cooled (TEFC) Div. 1 Hazardous Location NEMA® Premium Efficient, Dual Label

(continued)


**NEMA**  
**Premium**

LE, FL

HP	RPM	Voltage	Frame	Catalog Number	Class I Group	Class II Group	Temp Code	List	Discount Symbol	"C" Dim. (inches)	Ship Wt. (lbs)	NEMA Nom. Eff.	Full Load Amps	Notes
10	3600	230/460	215T	X10P1B	D	FG	T3B	\$2,027	DS-3CXD	19.1	170	90.2	23.6/11.8	
	1800	230/460	215T	X10P2B	D	FG	T3B	\$1,889	DS-3CXD	19.1	170	91.7	23.9/12	
	1800	575	215T	X10P2G	D	FG	T3B	\$1,889	DS-3CXD	19.1	170	91.7	9.6	
	1200	230/460	256T	X10P3B	CD	FG	T3C	\$3,368	DS-3CXD	25.3	320	91.0	24.8/12.4	
15	3600	230/460	254T	X15P1B	CD	FG	T3C	\$2,817	DS-3CXD	25.3	320	91.0	35/17.5	
	1800	230/460	254T	X15P2B	CD	FG	T3C	\$2,533	DS-3CXD	25.3	316	92.4	37/18.3	
	1800	575	254T	X15P2G	CD	FG	T3C	\$2,533	DS-3CXD	25.3	300	92.4	14.6	
	1200	230/460	284T	X15P3B	CD	FG	T3C	\$4,617	DS-3CXD	27.0	390	91.7	37/18.2	
20	3600	230/460	256T	X20P1B	CD	FG	T3C	\$3,487	DS-3CXD	25.3	375	91.0	46/23	
	1800	230/460	256T	X20P2B	CD	FG	T3C	\$3,122	DS-3CXD	25.3	375	93.0	48/23.8	
	1800	575	256T	X20P2G	CD	FG	T3C	\$3,122	DS-3CXD	25.3	375	93.0	19	
	1200	230/460	286T	X20P3B	CD	FG	T3C	\$5,593	DS-3CXD	27.0	458	91.7	49/24.4	
25	3600	230/460	284TS	X25P1BS	CD	FG	T3C	\$4,208	DS-3CXD	25.6	350	91.7	57/28.7	
	1800	230/460	284T	X25P2B	CD	FG	T3C	\$3,685	DS-3CXD	27.0	286	93.6	58/28.9	
	1800	575	284T	X25P2G	CD	FG	T3C	\$3,685	DS-3CXD	27.0	390	93.6	23	
	1200	230/460	324T	X25P3B	CD	FG	T3C	\$6,707	DS-3CXD	30.7	575	93.0	61/31	
30	3600	230/460	286TS	X30P1BS	CD	FG	T3C	\$4,934	DS-3CXD	25.6	410	91.7	69/34	
	1800	230/460	286T	X30P2B	CD	FG	T3C	\$4,298	DS-3CXD	27.0	433	93.6	69/34	
	1800	575	286T	X30P2G	CD	FG	T3C	\$4,298	DS-3CXD	27.0	460	93.6	27.6	
	1200	230/460	326T	X30P3B	CD	FG	T3C	\$7,914	DS-3CXD	30.7	685	93.0	74/37	
40	3600	230/460	324TS	X40P1BS	CD	FG	T3C	\$6,426	DS-3CXD	29.2	564	92.4	90/45	
	1800	230/460	324T	X40P2B	CD	FG	T3C	\$5,656	DS-3CXD	30.7	590	94.1	90/45	
	1800	575	324T	X40P2G	CD	FG	T3C	\$5,656	DS-3CXD	30.7	575	94.1	36	
	1200	230/460	364T	X40P3B	CD	FG	T3C	\$10,476	DS-3CXD	32.3	725	94.1	92/46	
50	3600	230/460	326TS	X50P1BS	CD	FG	T3C	\$8,269	DS-3CXD	29.1	650	93.0	114/57	
	1800	230/460	326T	X50P2B	CD	FG	T3C	\$6,944	DS-3CXD	30.7	650	94.5	112/56	
	1800	460	326T	X50P2C	CD	FG	T3C	\$6,944	DS-3CXD	30.7	650	94.5	56	
	1800	575	326T	X50P2G	CD	FG	T3C	\$6,944	DS-3CXD	30.7	650	94.1	45	
	1200	230/460	365T	X50P3B	CD	FG	T3C	\$12,069	DS-3CXD	32.3	950	94.1	115/58	
60	3600	230/460	364TS	X60P1BS	CD	FG	T3C	\$10,848	DS-3CXD	30.1	750	93.6	136/68	
	1800	230/460	364T	X60P2B	CD	FG	T3C	\$9,924	DS-3CXD	32.3	810	95.0	136/68	
	1800	575	364T	X60P2G	CD	FG	T3C	\$9,924	DS-3CXD	32.3	725	95.0	54	
75	3600	230/460	365TS	X75P1BS	CD	FG	T3C	\$13,631	DS-3CXD	30.1	850	93.6	166/83	
	1800	230/460	365T	X75P2B	CD	FG	T3C	\$12,622	DS-3CXD	32.3	850	95.4	169/84	
	1800	575	365T	X75P2G	CD	FG	T3C	\$12,622	DS-3CXD	32.3	875	95.4	67	
100	1800	230/460	405T	X100P2B	CD	FG	T3C	\$14,501	DS-3CXD	36.5	1170	95.4	225/113	
	1800	575	405T	X100P2G	CD	FG	T3C	\$14,501	DS-3CXD	36.5	1225	95.4	90	
	1200	460	444T	X100P3C	D	FG	T3B	\$21,232	DS-3CXD	45.8	1485	95.0	124	
125	1800	460	444T	X125P2C	D	FG	T3B	\$17,910	DS-3CXD	45.8	1560	95.4	147	
	1800	575	444T	X125P2G	D	FG	T3B	\$17,910	DS-3CXD	45.8	1575	95.4	118	
150	1800	460	445T	X150P2C	D	FG	T3B	\$21,257	DS-3CXD	45.8	1625	95.8	171	
	1800	575	445T	X150P2G	D	FG	T3B	\$21,257	DS-3CXD	45.8	1800	95.8	137	
200	1800	460	447T	X200P2C	D	FG	T3B	\$25,899	DS-3CXD	49.4	2200	96.2	227	
	1800	575	447T	X200P2G	D	FG	T3B	\$25,899	DS-3CXD	49.4	2100	95.8	180	



# General Purpose Three Phase, Totally Enclosed Fan Cooled (TEFC) Div. 1 Hazardous Location NEMA<sup>®†</sup> Premium Efficient, Single Label, CORRO-DUTY<sup>®</sup>

## APPLICATIONS:

For pumps, fans, compressors, conveyors and tools located in hazardous locations as defined by Class and Group.



**NEMA**  
**Premium**

FLC,  
LCE

## FEATURES:

- UL<sup>®†</sup> Listed & CSA<sup>®†</sup> Certified
- All Cast Iron Construction (140 Frame Has Steel Base)
- Corrosion Resistant Mill & Chemical Duty Paint
- Stainless Steel Nameplate & Zinc Plated Hardware
- Shaft Slinger On Pulley End For IP54 Protection
- Cast Iron Inner Bearing Caps (180 Frame & Larger)
- 40°C Ambient, NEMA<sup>®†</sup> Design B Performance On 60 Hertz Sine Wave Power
- Regreasable Bearings 180 Frame & Up, Lifting Provisions 180 Frame & Up
- Sealed Bearings 56-140, Shielded 180-360, Open 400-440 Frames
- Class F Insulation, Listed For Ambients -25°C To +40°C
- Brass Breather Plug
- Suitable For Inverter Use Per Policy Statement In Introduction, 2:1 CT
- Class I (Group D), T2B Temperature Code
- 1.15 Service Factor On 60 Hertz Sinewave Power

HP	RPM	Voltage	Frame	Catalog Number	List	Discount Symbol	SF	"C" Dim. (inches)	Ship Wt. (lbs)	NEMA Nom. Eff.	Full Load Amps	Notes
1/2	1800	230/460	56	Y12S2B	\$658	DS-3F	1.00	11.6	47	77.0	1.8-1.7/0.9	13,NNP
3/4	1800	230/460	56	Y34S2B	\$694	DS-3F	1.00	11.6	49	78.5	2.7/1.3	13,NNP
1	1800	230/460	143T	YC1P2B	\$872	DS-3CX	1.15	13.1	80	85.5	3/1.5	
	1200	230/460	145T	YC1P3B	\$1,022	DS-3CX	1.15	13.1	80	82.5	3.8/1.9	
	900	230/460	182T	YC1P4B	\$1,741	DS-3CX	1.15	16.1	90	75.5	4.8/2.4	
1 1/2	3600	230/460	143T	YC32P1B	\$913	DS-3CX	1.15	13.1	70	84.0	3.9/1.9	
	1800	230/460	145T	YC32P2B	\$917	DS-3CX	1.15	13.1	80	86.5	4.3/2.1	
	1200	230/460	182T	YC32P3B	\$1,106	DS-3CX	1.15	16.1	90	87.5	4.6/2.3	
	900	230/460	184T	YC32P4B	\$2,429	DS-3CX	1.15	16.1	110	78.5	6.1/3	
2	3600	230/460	145T	YC2P1B	\$1,017	DS-3CX	1.15	13.1	75	86.5	4.9/2.4	
	1800	230/460	145T	YC2P2B	\$980	DS-3CX	1.15	13.1	80	86.5	5.2/2.6	
	1200	230/460	184T	YC2P3B	\$1,281	DS-3CX	1.15	16.1	110	88.5	5.8/2.9	
	900	230/460	213T	YC2P4B	\$2,599	DS-3CX	1.15	20.0	145	84.0	8.1/4	
3	3600	230/460	182T	YC3P1B	\$1,147	DS-3CX	1.15	16.1	90	86.5	7.8/3.9	
	1800	230/460	182T	YC3P2B	\$1,149	DS-3CX	1.15	16.1	90	89.5	7.7/3.8	
	1200	230/460	213T	YC3P3B	\$1,643	DS-3CX	1.15	20.0	145	89.5	8.8/4.4	
	900	230/460	215T	YC3P4B	\$3,227	DS-3CX	1.15	20.0	170	85.5	11.9/5.9	
5	3600	230/460	184T	YC5P1B	\$1,445	DS-3CX	1.15	16.1	110	88.5	12.2/6.1	
	1800	230/460	184T	YC5P2B	\$1,279	DS-3CX	1.15	16.1	110	89.5	12.5/6.2	
	1200	230/460	215T	YC5P3B	\$2,184	DS-3CX	1.15	20.0	170	89.5	13.9/7	
	900	230/460	254T	YC5P4B	\$4,411	DS-3CX	1.15	25.0	300	86.5	18/9	
7 1/2	3600	230/460	213T	YC7P1B	\$1,683	DS-3CX	1.15	20.0	145	89.5	18.6/9.3	
	1800	230/460	213T	YC7P2B	\$1,757	DS-3CX	1.00	20.0	145	91.7	18.6/9.3	
	1200	230/460	254T	YC7P3B	\$2,919	DS-3CX	1.15	25.0	300	91.0	18.8/9.4	
	900	230/460	256T	YC7P4B	\$5,437	DS-3CX	1.15	25.0	375	86.5	23.3/11.7	
10	3600	230/460	215T	YC10P1B	\$2,129	DS-3CX	1.15	20.0	170	90.2	23.6/11.8	
	1800	230/460	215T	YC10P2B	\$2,084	DS-3CX	1.00	20.0	170	91.0	24.1/12	
	1200	230/460	256T	YC10P3B	\$3,804	DS-3CX	1.15	25.0	375	91.0	24.8/12.4	
	900	230/460	284T	YC10P4B	\$6,630	DS-3CX	1.15	27.4	390	89.5	28/14	
15	3600	230/460	254T	YC15P1B	\$2,851	DS-3CX	1.15	25.0	300	91.0	35/17.5	
	1800	230/460	254T	YC15P2B	\$2,735	DS-3CX	1.15	25.0	300	92.4	37/18.3	
	1200	230/460	284T	YC15P3B	\$4,714	DS-3CX	1.15	27.4	390	91.7	37/18.2	
20	3600	230/460	256T	YC20P1B	\$3,656	DS-3CX	1.15	25.0	375	91.0	46/23.1	
	1800	230/460	256T	YC20P2B	\$3,323	DS-3CX	1.15	25.0	375	93.0	47/23.5	
	1200	230/460	286T	YC20P3B	\$5,563	DS-3CX	1.15	27.4	460	91.7	49/24.4	
	900	230/460	324T	YC20P4B	\$9,870	DS-3CX	1.15	30.7	575	90.2	53/26.5	

Note 13 Steel Frame Construction  
Note NNP Non-NEMA<sup>®†</sup> Premium

GENERAL PURPOSE  
UNIMOUNT®GENERAL PURPOSE  
STEEL EDGE™GENERAL PURPOSE  
HOSTILE DUTYGENERAL PURPOSE  
CORRO-DUTY™GENERAL PURPOSE  
841 PLUS®GENERAL PURPOSE  
OPEN DRIPPROOFGENERAL PURPOSE  
HAZARDOUS LOCATIONGENERAL PURPOSE  
AUTOMOTIVE DUTYCOOLING TOWER  
DUTYHAZARDOUS  
LOCATIONC-FACE  
MOTORSVARIABLE SPEED  
MOTORS AND DRIVES

## General Purpose Three Phase, Totally Enclosed Fan Cooled (TEFC) Div. 1 Hazardous Location NEMA<sup>®†</sup> Premium Efficient – IE3, Single Label, CORRO-DUTY<sup>®</sup>

(continued)


**NEMA**  
**Premium**

 FLC,  
 LCE

HP	RPM	Voltage	Frame	Catalog Number	List	Discount Symbol	SF	"C" Dim. (inches)	Ship Wt. (lbs)	NEMA Nom. Eff.	Full Load Amps	Notes
25	3600	230/460	284TS	YC25P1BS	\$4,457	DS-3CX	1.15	26.0	390	91.7	57/28.7	
	1800	230/460	284T	YC25P2B	\$3,981	DS-3CX	1.15	27.4	390	93.6	58/28.9	
	1200	230/460	324T	YC25P3B	\$6,956	DS-3CX	1.00	30.7	575	93.0	61/31	
	900	230/460	326T	YC25P4B	\$11,453	DS-3CX	1.15	30.7	650	90.2	66/33	
30	3600	230/460	286TS	YC30P1BS	\$4,835	DS-3CX	1.15	26.0	460	91.7	69/34	
	1800	230/460	286T	YC30P2B	\$4,671	DS-3CX	1.15	27.4	460	93.6	69/34	
	1200	230/460	326T	YC30P3B	\$8,236	DS-3CX	1.00	30.7	685	93.0	74/37	
40	3600	230/460	324TS	YC40P1BS	\$6,466	DS-3CX	1.15	29.2	550	92.4	90/45	
	1800	230/460	324T	YC40P2B	\$6,176	DS-3CX	1.15	30.7	590	94.1	90/45	
	1200	230/460	364T	YC40P3B	\$10,863	DS-3CX	1.15	33.1	725	94.1	92/46	
50	3600	230/460	326TS	YC50P1BS	\$8,520	DS-3CX	1.15	29.2	650	93.0	114/57	
	1800	230/460	326T	YC50P2B	\$7,639	DS-3CX	1.00	30.7	650	94.5	112/56	
	1200	230/460	365T	YC50P3B	\$12,414	DS-3CX	1.15	33.1	950	94.1	115/58	
60	3600	230/460	364TS	YC60P1BS	\$12,381	DS-3CX	1.15	30.9	750	93.6	136/68	
	1800	230/460	364T	YC60P2B	\$11,342	DS-3CX	1.15	33.1	810	95.0	136/68	
	1200	230/460	404T	YC60P3B	\$14,143	DS-3CX	1.00	38.0	1100	94.5	139/70	
75	3600	230/460	365TS	YC75P1BS	\$14,435	DS-3CX	1.15	30.9	850	93.6	166/83	
	1800	230/460	365T	YC75P2B	\$14,076	DS-3CX	1.00	33.1	850	95.4	169/84	
	1200	230/460	405T	YC75P3B	\$17,169	DS-3CX	1.00	38.0	1225	94.5	174/87	
100	1800	230/460	405T	YC100P2B	\$17,179	DS-3CX	1.15	38.0	1244	95.4	225/113	



# General Purpose Three Phase, Totally Enclosed Fan Cooled (TEFC) Div. 1 Hazardous Location Dual & Single Label, C-Face



EF, LF

## APPLICATIONS:

For pumps, fans, compressors, conveyors and tools located in hazardous locations as defined by Class and Group.

## FEATURES:

### For all Products Listed in this Section:

- UL® Listed & CSA® Certified
- Cast Iron Inner Bearing Caps (180 Frame and Larger)
- 40°C Ambient, NEMA® Design B Performance On 60 Hertz Sine Wave Power
- Regreasable Bearings 180 Frame & Up
- Lifting Provisions, 180 Frame & Up
- Conversion Kits: Cast Iron Fan Cover (180 Frame & Up)
- Sealed Bearings 56-140, Shielded 180 Frame & Up
- Class, Group & Temp Code as Noted Below

### For Catalog Numbers Beginning with "X" or "Y":

- Cast Iron Frame Except Where Noted
- Cast Iron End Brackets & Conduit Box
- Class F Insulation
- 1.00 Service Factor on 60 Hertz Sine Wave Power
- Stainless Steel Nameplate & Zinc Plated Hardware
- Shaft Slinger on Pulley End for IP54 Protection

### For Catalog Numbers Beginning with "XS":

- Aluminum End Brackets & Conduit Box
- Class B Insulation
- Steel Frame

## Footless

HP	RPM	Voltage	Frame	Catalog Number	Class I Group	Class II Group	Temp Code	List	Discount Symbol	"C" Dim. (inches)	Ship Wt. (lbs)	NEMA Nom. Eff.	Full Load Amps	Notes
1/3	1800	208-230/460 & 190/380	56C	XS13SA2DCR	CD	EFG	T3C	\$490	DS-3CXD	13.3	29	-	1.4-1.3/ 0.65&1.4/ 0.7	13,24
	1800	230/460	56C	Y13S2BCR	D	-	T2B	\$638	DS-3F	11.6	49	74.0	1.5/0.7	
1/2	1800	208-230/460	56C	XS12SA2DCR	CD	EFG	T3C	\$530	DS-3CXD	13.3	30	-	2.0-1.9/1.0	
	1800	230/460	56C	Y12S2BCR	D	-	T2B	\$672	DS-3F	11.6	48	77.0	1.7/0.9	
3/4	3600	208-230/460	56C	XS34S1ACR	CD	EFG	T3C	\$630	DS-3CXD	13.3	32	-	2.7-2.6/1.3	
	1800	208-230/460	56C	XS34SA2ACR	CD	EFG	T3C	\$601	DS-3CXD	14.3	32	-	2.8-2.9/1.4	13,24
	1800	230/460	56C	Y34S2BCR	D	-	T2B	\$708	DS-3F	11.6	55	78.5	2.7/1.3	
1	1800	208-230/460	143TC	XS1P2ACR	CD	EFG	T3C	\$760	DS-3CXD	15.3	42	85.5	3.3-3.3/1.6	
	1800	208-230/460	56C	XS1PA2ACR	CD	EFG	T3C	\$800	DS-3CXD	14.8	40	85.5	3.2-3.1/1.5	13,24
	1800	230/460	143TC	X1P2BCR	D	FG	T3B	\$779	DS-3CXD	13.3	60	85.5	3/1.5	
1 1/2	1800	208-230/460	143TC	XS32P2ACR	CD	EFG	T3C	\$838	DS-3CXD	15.8	50	86.5	4.9-4.8/2.4	
	1800	230/460	145TC	X32P2BCR	D	FG	T3B	\$852	DS-3CXD	13.3	75	86.5	4.3/2.1	
2	1800	208-230/460	145TC	XS2P2ACR	CD	EFG	T3C	\$910	DS-3CXD	15.8	45	86.5	6.2-6.0/3.0	
	1800	230/460	145TC	X2P2BCR	D	FG	T3B	\$925	DS-3CXD	13.3	75	86.5	5.2/2.6	
3	1800	230/460	182TC	X3P2BCR	D	FG	T3B	\$1,066	DS-3CXD	16.3	105	89.5	7.7/3.8	
5	1800	230/460	184TC	X5P2BCR	D	FG	T3B	\$1,216	DS-3CXD	16.3	118	89.5	12.5/6.2	
7 1/2	1800	230/460	213TC	X7P2BCR	D	FG	T3B	\$1,604	DS-3CXD	20.0	160	91.7	18.6/9.3	
10	1800	230/460	215TC	X10P2BCR	D	FG	T3B	\$1,906	DS-3CXD	20.0	190	91.7	23.9/12	
15	1800	230/460	254TC	X15P2BCR	D	FG	T3B	\$2,557	DS-3CXD	25.6	316	92.4	37/18.3	

Note 13 Steel Frame Construction

Note 24 Automatic Reset Thermal Protector Overload

GENERAL PURPOSE UNIMOUNT™  
GENERAL PURPOSE STEEL EDGE™  
GENERAL PURPOSE HOSTILE DUTY  
GENERAL PURPOSE CORRO-DUTY™  
GENERAL PURPOSE 84 PLUS™  
GENERAL PURPOSE OPEN DRI-PROOF™  
GENERAL PURPOSE HAZARDOUS LOCATION  
GENERAL PURPOSE AUTOMOTIVE DUTY  
COOLING TOWER DUTY  
HAZARDOUS LOCATION  
C-FACE MOTORS  
VARIABLE SPEED MOTORS AND DRIVES

## Special Application Close Coupled Pump Three Phase Div. 1 Hazardous Duty, Dual Label



### APPLICATIONS:

For the specific requirements of centrifugal pumps located in hazardous locations as defined by Class and Group.

### FEATURES:

- UL® Listed & CSA® Certified
- Cast Iron Frame, End Brackets & Conduit Box
- Stainless Steel Nameplate & Zinc Plated Hardware
- Cast Iron Inner Bearing Caps
- 40°C Ambient, NEMA® Design B Performance On 60 Hertz Sine Wave Power
- Class I Group D, Class II Group F&G, T3B
- Regreasable Bearings, Lifting Provisions
- Double Shielded Bearings
- 1.0 Service Factor at 60 Hertz
- Class F Insulation
- "JM" Shaft for Mechanical Seal
- Conversion Kits: Cast Iron Fan Cover

HP	RPM	Voltage	Frame	Catalog Number	List	Discount Symbol	SF	"C" Dim. (inches)	Ship Wt. (lbs)	NEMA Nom. Eff.	Full Load Amps	Notes
3	3600	230/460	182JM	XJ3P1BM	\$1,255	DS-3PT	1.00	18.4	90	86.5	7.8/3.9	
	1800	230/460	182JM	XJ3P2BM	\$1,122	DS-3PT	1.00	18.4	90	89.5	7.7/3.8	
5	3600	230/460	184JM	XJ5P1BM	\$1,546	DS-3PT	1.00	18.4	110	88.5	12.2/6.1	
	1800	230/460	184JM	XJ5P2BM	\$1,285	DS-3PT	1.00	18.4	110	89.5	12.5/6.2	
7 1/2	3600	230/460	213JM	XJ7P1BM	\$1,912	DS-3PT	1.00	21.0	145	89.5	18.6/9.3	
10	3600	230/460	215JM	XJ10P1BM	\$2,215	DS-3PT	1.00	21.0	170	90.2	23.6/11.8	

# General Purpose Single Phase, Div.1 Hazardous Location Class I (Group C&D), Class II (Group E, F, & G)



## APPLICATIONS:

For use on air compressors, pumps, conveyors, blowers and general industrial equipment located in hazardous areas.

## FEATURES:

- UL®<sup>†</sup> Listed & CSA®<sup>†</sup> Certified
- Temperature Code T3C
- Class B Insulation
- Continuous Duty
- Totally Enclosed Fan Cooled Except Where Noted
- 40°C Ambient Rated
- F1 Assembly
- Automatic Reset Thermal Protector Overload

## C-Face Footless

HP	RPM	Voltage	Frame	Catalog Number	List	Discount Symbol	SF	"C" Dim. (inches)	Ship Wt. (lbs)	Full Load Amps	Notes
1/4	1800	115/208-230&110/220	56C	XS14CA2JCR	\$482	DS-3FMP	1.00	11.9	32	5.1/2.5-2.5 & 5.6/2.8	28
1/3	3600	115/208-230	56C	XS13CA1JCR	\$614	DS-3FMP	1.00	13.3	29	8.0 / 3.6 - 4.0	
	1800	115/208-230	56C	XS13CA2JCR	\$537	DS-3FMP	1.00	12.8	32	6.8/3.3-3.4	
1/2	3600	115/208-230	56C	XS12CA1JCR	\$681	DS-3FMP	1.00	13.3	29	8.8/4.1-4.4	
	1800	115/208-230	56C	XS12CA2JCR	\$563	DS-3FMP	1.00	13.8	32	9.8/4.9-4.9	
3/4	3600	115/208-230	56C	XS34CA1JCR	\$728	DS-3FMP	1.00	13.3	32	10.4 / 5.3-5.2	
	1800	115/208-230	56C	XS34CA2JCR	\$630	DS-3FMP	1.00	14.3	32	12.6/6.3-6.3	
1	3600	115/208-230	56C	XS1CA1JCR	\$784	DS-3FMP	1.00	14.3	42	12.0/6.3-6.0	
	1800	115/208-230	56C	XS1CA2JCR	\$675	DS-3FMP	1.00	14.8	44	14.0/6.9-7.0	

## Footed

HP	RPM	Voltage	Frame	Catalog Number	List	Discount Symbol	SF	"C" Dim. (inches)	Ship Wt. (lbs)	Full Load Amps	Notes
1/4	1800	115/208-230&110/220	56	XS14CA2J	\$482	DS-3FMP	1.00	12.5	32	5.1/2.5-2.5&5.6/2.8	28
	1200	115/230	56	XS14CA3P	\$706	DS-3FMP	1.00	13.0	32	6.8/3.4	
1/3	3600	115/208-230	56	XS13CA1J	\$560	DS-3FMP	1.00	13.2	29	8.0/3.6-4.0	
	1800	115/208-230	56	XS13CA2J	\$512	DS-3FMP	1.00	12.7	32	6.8/3.3-3.4	
	1200	115/230	56	XS13CA3P	\$912	DS-3FMP	1.00	12.7	32	7.2/3.6	
1/2	3600	115/208-230	56	XS12CA1J	\$608	DS-3FMP	1.00	13.2	29	8.8/4.1-4.4	
	1800	115/208-230	56	XS12CA2J	\$563	DS-3FMP	1.00	13.2	32	9.8/4.9-4.9	
	1200	115/230	56H	XS12CA3P	\$1,053	DS-3FMP	1.00	14.2	32	10.0/5.0	
3/4	3600	115/208-230	56	XS34CA1J	\$686	DS-3FMP	1.00	13.2	32	10.4/5.3-5.2	
	1800	115/208-230	56	XS34CA2J	\$630	DS-3FMP	1.00	13.7	32	12.6/6.3-6.3	
1	3600	115/208-230	56	XS1CA1J	\$608	DS-3FMP	1.00	14.2	41	12.0/6.3-6.0	
	1800	115/208-230	56H	XS1CA2JH	\$714	DS-3FMP	1.00	14.2	32	14.0/6.9-7.0	

Note 28 TENV Enclosure

**forecyte**

POWERED BY **Nidec**

Asset Condition Monitoring Solution to visualize\* health and performance data  
Refer to Page 109

GENERAL PURPOSE UNIMOUNT™  
GENERAL PURPOSE STEEL EDGE™  
GENERAL PURPOSE HOSTILE DUTY  
GENERAL PURPOSE CORRO-DUTY™  
GENERAL PURPOSE 84 PLUS™  
GENERAL PURPOSE OPEN DRI-PROOF™  
GENERAL PURPOSE HAZARDOUS LOCATION  
GENERAL PURPOSE AUTOMOTIVE DUTY  
COOLING-TOWER DUTY  
HAZARDOUS LOCATION  
C-FACE MOTORS  
VARIABLE SPEED MOTORS AND DRIVES

# C-Face Motors

---

**Horsepower:** 1/4 – 60 HP

**Phase:** Single and Three Phase

**RPM:** 1200, 1800, 3600 RPM

**Voltage:**


- 115
- 115/230
- 115/208-230
- 208-230/460
- 230/460
- 200
- 575

**Efficiency:**

- Footed
- Footless

**Types:**

- Split Phase ODP
- Capacitor Start ODP
- Capacitor Start TEFC
- Single and Three Phase Hazardous Location
- ODP NEMA Premium
- UNIMOUNT® TEFC NEMA Premium Efficient
- Totally Enclosed, Fan Cooled (TEFC)
- 841 PLUS® Premium Efficient TEFC





# General Purpose Three Phase, Totally Enclosed Fan Cooled (TEFC), C-Face Footed



## APPLICATIONS:

For use on pumps, fans, compressors, material handling, and other general purpose applications in damp, dusty or dirty environments.

## FEATURES:

### UNIMOUNT® NEMA®† Premium Efficient (Discount Symbol DS-3AL)

- Class F Insulation, Class B Rise At Full Load On 60 Hertz Sine Wave Power
- "CE" Mark On Nameplate
- Shaft Slinger On Pulley End
- Full 50 & 60 Hertz Operating Data On Nameplate (03)
- Full HP @ 50 Hertz
- 40°C Ambient, NEMA®† Design B Performance On 60 Hertz Sine Wave Power
- Sealed Bearings (140 Frame); Double Shielded Bearings (180 Frame and Up)
- Dual Voltage Ratings Suitable For Part Winding Start (PWS) On Low Voltage
- Suitable For Wye-Delta Start 250 Frame & Larger
- Conversion Kits: C&D Flanges, Drip Cover and Brakes

Refer to Page vii for Suitability of IHP Motors on Variable Frequency Drives

### STEEL EDGE™ (Discount Symbol DS-3RST)

- Rolled Steel Frame
- Class F Insulation, Class B Rise At Full Load On 60 Hertz Sine Wave Power
- "CE" Mark On Nameplate (140 Frames and Ratings with Note 03)
- Shaft Slinger On Pulley End
- 40°C Ambient, NEMA®† Design B Performance On 60 Hertz Sine Wave Power
- Sealed Bearings (140 Frame); Double Shielded Bearings (180 Frame and Up)
- Dual Voltage Ratings Suitable For Part Winding Start (PWS) On Low Voltage

HP	RPM	Voltage	Frame	Catalog Number	List	Discount Symbol	SF	"C" Dim. (inches)	Ship Wt. (lbs)	NEMA Nom. Eff.	Full Load Amps	Notes
1/4	1800	208-230/460	56C	U14S2AC	\$246	DS-3RST	1.25	10.8	20	70.0	1.3-1.4/0.7	
	1800	575	56C	U14P2GC	\$319	DS-3RST	1.25	10.8	30	74.0	0.4	
	1200	208-230/460	56C	U14S3AC	\$323	DS-3RST	1.25	10.8	22	72.0	1.1-1.2/0.6	
	1200	575	56C	U14P3GC	\$407	DS-3RST	1.25	10.8	30	72.0	0.6	
1/3	1800	208-230/460	56C	U13S2AC	\$281	DS-3RST	1.25	10.8	22	72.0	1.4-1.5/0.7	
	1800	575	56C	U13P2GC	\$365	DS-3RST	1.25	10.8	30	74.0	0.5	
	1200	208-230/460	56C	U13S3AC	\$361	DS-3RST	1.25	10.8	23	75.5	1.3-1.3/0.6	
	1200	575	56C	U13P3GC	\$455	DS-3RST	1.25	10.8	30	72.0	0.7	
1/2	3600	208-230/460	56C	U12S1AC	\$306	DS-3RST	1.25	10.8	25	70.0	1.7-1.6/0.8	
	3600	575	56C	U12P1GC	\$386	DS-3RST	1.25	12.1	30	74.0	0.6	
	1800	208-230/460	56C	U12S2AC	\$306	DS-3RST	1.25	10.8	26	74.0	1.8-1.8/0.9	
	1800	575	56C	U12P2GC	\$397	DS-3RST	1.25	10.8	30	78.5	0.8	
	1200	208-230/460	56C	U12S3AC	\$393	DS-3RST	1.25	11.5	26	72.0	2.2-2.2/1.1	103
	1200	575	56C	U12P3GC	\$495	DS-3RST	1.25	12.1	30	75.5	0.8	
3/4	3600	208-230/460	56C	U34S1AC	\$319	DS-3RST	1.25	10.8	26	75.5	2.4-2.2/1.1	
	3600	575	56C	U34P1GC	\$402	DS-3RST	1.25	12.1	30	77.0	0.8	
	1800	208-230/460	56C	U34S2AC	\$329	DS-3RST	1.25	10.8	32	77.0	2.7-2.7/1.4	
	1800	575	56C	U34P2GC	\$427	DS-3RST	1.25	10.8	30	81.5	1	
	1200	208-230/460	56C	U34S3AC	\$464	DS-3RST	1.25	12.9	34	-	3.1-3.2/1.6	103
	1200	208-230/460	143TC	U34S3DC	\$464	DS-3RST	1.25	12.1	30	72.0	3-3.1/1.6	
	1200	575	56C	U34P3GC	\$585	DS-3RST	1.25	12.1	30	82.5	1.2	
	1200	575	143TC	U34P3G14C	\$585	DS-3RST	1.25	12.1	30	82.5	1.2	
1	3600	208-230/460	56C	U1P1DC	\$503	DS-3RST	1.25	13.1	30	81.5	2.9-2.7/1.4	03
	3600	575	56C	U1P1GC	\$503	DS-3RST	1.25	13.1	50	81.5	1.1	
	1800	208-230/460	56C	U1P2DFC	\$440	DS-3RST	1.25	13.1	30	85.5	3.1-3/1.5	03
	1800	208-230/460	143TC	U1P2DC	\$503	DS-3RST	1.25	13.1	30	85.5	3.1-3/1.5	03
	1800	575	56C	U1P2GFC	\$440	DS-3RST	1.25	13.1	30	85.5	1.1	03
	1800	575	143TC	U1P2GC	\$503	DS-3RST	1.25	13.1	30	85.5	1.1	
	1200	208-230/460	56C	U1P3DFC	\$655	DS-3RST	1.25	13.1	30	82.5	3.6-3.5/1.8	03
	1200	208-230/460	145TC	U1P3DC	\$655	DS-3RST	1.25	13.1	35	82.5	3.6-3.5/1.8	03
	1200	575	56C	U1P3GFC	\$655	DS-3RST	1.25	13.1	30	82.5	1.4	
	1200	575	145TC	U1P3GC	\$655	DS-3RST	1.25	13.1	35	82.5	1.4	
1 1/2	3600	200	143TC	U32P1HC	\$567	DS-3RST	1.25	13.1	30	84.0	4.4	
	3600	208-230/460	56C	U32P1DFC	\$500	DS-3RST	1.25	13.1	30	84.0	4.2-3.9/1.9	03

Note 03 60/50 Hz rated with no derate on HP; 230/460 volt 60 Hz ratings operate on 190/380 volt 50 Hz, 460V 60 Hz ratings operate on 380V 50 Hz; Full 60 & 50 Hz data on Nameplate.

Note 103 Does not accept brake kit.



## General Purpose Three Phase, Totally Enclosed Fan Cooled (TEFC), C-Face Footed



(continued)

HP	RPM	Voltage	Frame	Catalog Number	List	Discount Symbol	SF	"C" Dim. (inches)	Ship Wt. (lbs)	NEMA Nom. Eff.	Full Load Amps	Notes	
1 1/2	3600	208-230/460	143TC	U32P1DC	\$567	DS-3RST	1.25	13.1	30	84.0	4.2-3.9/1.9	03	
	3600	575	56C	U32P1GFC	\$567	DS-3RST	1.25	13.1	30	84.0	1.6		
	3600	575	143TC	U32P1GC	\$567	DS-3RST	1.25	13.1	30	84.0	1.6		
	1800	200	145TC	U32P2HC	\$549	DS-3RST	1.25	13.1	35	86.5	4.7		
	1800	208-230/460	56C	U32P2DFC	\$442	DS-3RST	1.25	13.1	30	86.5	4.5-4.3/2.1	03	
	1800	208-230/460	145TC	U32P2DC	\$549	DS-3RST	1.15	13.1	35	86.5	4.5-4.3/2.1	03	
	1800	575	56C	U32P2GFC	\$442	DS-3RST	1.25	13.1	30	86.5	1.7	03	
	1800	575	145TC	U32P2GC	\$549	DS-3RST	1.25	13.1	35	86.5	1.7		
	1200	208-230/460	182TC	U32P3DC	\$845	DS-3AL	1.25	16.2	60	87.5	4.8-4.7/2.3	03	
	1200	575	182TC	U32P3GC	\$845	DS-3AL	1.25	16.2	60	87.5	1.8		
2	3600	208-230/460	56C	U2P1DFC	\$491	DS-3RST	1.25	13.1	30	86.5	5.4-4.9/2.5	03	
	3600	208-230/460	145TC	U2P1DC	\$604	DS-3RST	1.25	13.1	35	86.5	5.4-4.9/2.5	03	
	3600	575	56C	U2P1GFC	\$496	DS-3RST	1.25	13.1	30	86.5	2		
	3600	575	145TC	U2P1GC	\$604	DS-3RST	1.25	13.1	35	86.5	2		
	1800	208-230/460	56C	U2P2DFC	\$484	DS-3RST	1.25	13.1	30	86.5	5.9-5.7/2.8	03	
	1800	208-230/460	145TC	U2P2DC	\$593	DS-3RST	1.15	13.1	35	86.5	5.9-5.7/2.9	03	
	1800	575	56C	U2P2GFC	\$484	DS-3RST	1.25	13.9	50	85.5	2.5	04,16	
	1800	575	145TC	U2P2GC	\$593	DS-3RST	1.25	13.1	35	86.5	2.3		
	1200	208-230/460	184TC	U2P3DC	\$930	DS-3AL	1.25	16.9	70	88.5	6.4-6.2/3.1	03	
	1200	575	184TC	U2P3GC	\$930	DS-3AL	1.25	16.2	70	88.5	2.5		
3	3600	208-230/460	56C	U3P1DFC	\$568	DS-3RST	1.25	13.1	30	86.5	8.1-7.2/3.6	03	
	3600	208-230/460	145TC	U3P1AFC	\$600	DS-3RST	1.25	13.1	35	86.5	8.1-7.2/3.6	03,14	
	3600	208-230/460	182TC	U3P1DC	\$860	DS-3AL	1.25	16.2	50	87.5	8.4-7.8/3.9	03	
	3600	208-230/460	182TCH	U3P1DK	\$860	DS-3AL	1.25	16.2	50	87.5	8.4-7.8/3.9	03	
	3600	575	56C	U3P1GFC	\$568	DS-3RST	1.25	13.1	30	86.5	2.8		
	3600	575	145TC	U3P1G14C	\$600	DS-3RST	1.25	13.1	35	86.5	2.8		
	3600	575	182TC	U3P1GC	\$860	DS-3AL	1.25	16.2	60	87.5	3.1		
	1800	208-230/460	182TC	S3P2AC	\$637	DS-3RST	1.15	15.9	85	89.5	8.4-7.8/3.9	04,16	
	1800	208-230/460	182TC	U3P2DC	\$772	DS-3AL	1.25	16.2	70	89.5	8.4-7.8/3.9	03	
	1800	208-230/460	182TCH	U3P2DK	\$772	DS-3AL	1.25	16.2	60	89.5	8.4-7.8/3.9	03	
	1800	575	182TC	S3P2GC	\$637	DS-3RST	1.15	15.9	60	89.5	3.2	04	
	1800	575	182TC	U3P2GC	\$772	DS-3AL	1.25	16.2	60	89.5	3.2		
	1200	208-230/460	213TC	U3P3DC	\$1,150	DS-3AL	1.15	18.8	110	89.5	9.3-8.6/4.3	03	
	5	3600	208-230/460	184TC	S5P1AC	\$752	DS-3RST	1.15	15.9	65	88.5	13.6-12.1/6.1	04,16
		3600	208-230/460	184TC	U5P1DC	\$1,056	DS-3AL	1.15	16.2	75	88.5	13.4-12.2/6.1	03
3600		208-230/460	184TCH	U5P1DK	\$1,056	DS-3AL	1.15	16.2	75	88.5	13.4-12.2/6.1	03	
3600		575	184TC	S5P1GC	\$752	DS-3RST	1.15	15.9	70	88.5	4.9	04	
3600		575	184TC	U5P1GC	\$1,056	DS-3AL	1.25	16.2	70	88.5	4.9		
1800		200	184TCH	U5P2HK	\$882	DS-3AL	1.25	16.9	80	89.5	14.2		
1800		208-230/460	184TC	S5P2AC	\$752	DS-3RST	1.15	15.9	110	89.5	13.5-12.5/6.2	04,16	
1800		208-230/460	184TC	U5P2DC	\$882	DS-3AL	1.25	16.9	80	90.2	13.6-12.3/6.2	03	
1800		208-230/460	184TCH	U5P2DK	\$882	DS-3AL	1.25	16.9	80	90.2	13.6-12.3/6.2	03	
1800		575	184TC	S5P2GC	\$752	DS-3RST	1.15	15.9	70	89.5	4.9	04	
1800		575	184TC	U5P2GC	\$882	DS-3AL	1.25	16.9	70	89.5	5		
1200		208-230/460	215TC	U5P3DC	\$1,597	DS-3AL	1.25	20.3	135	90.2	15-14/7	03	
1200		575	215TC	U5P3GC	\$1,597	DS-3AL	1.25	20.3	135	89.5	5.6		

Note 03 60/50 Hz rated with no derate on HP; 230/460 volt 60 Hz ratings operate on 190/380 volt 50 Hz, 460V 60 Hz ratings operate on 380V 50 Hz; Full 60 & 50 Hz data on Nameplate.

Note 04 On 60 Hertz Sine Wave power.

Note 14 NEMA® Design A.

Note 16 Motors marked 208-230/460 volts may not meet all NEMA (MG-1) performance standards when operated at 208 volts.

# General Purpose Three Phase, Totally Enclosed Fan Cooled (TEFC), C-Face Footed



(continued)

HP	RPM	Voltage	Frame	Catalog Number	List	Discount Symbol	SF	"C" Dim. (inches)	Ship Wt. (lbs)	NEMA Nom. Eff.	Full Load Amps	Notes
7 1/2	3600	208-230/460	213TC	S7P1AC	\$996	DS-3RST	1.15	19.4	116	89.5	19.9-17.9/9	04,16
	3600	208-230/460	213TC	U7P1DC	\$1,306	DS-3AL	1.25	18.8	105	91.0	19.9-17.8/8.9	03
	3600	575	213TC	S7P1GC	\$996	DS-3RST	1.15	19.4	105	89.5	7.2	04,16
	3600	575	213TC	U7P1GC	\$1,306	DS-3AL	1.25	18.8	105	89.5	7.5	
	1800	208-230/460	213TC	S7P2AC	\$956	DS-3RST	1.15	19.4	90	91.7	20-18.1/9.1	04,16
	1800	208-230/460	213TC	U7P2DC	\$1,192	DS-3AL	1.25	19.1	105	91.7	20-18.2/9.1	03
	1800	575	213TC	S7P2GC	\$956	DS-3RST	1.15	19.4	105	91.7	7.2	04,16
	1800	575	213TC	U7P2GC	\$1,192	DS-3AL	1.25	18.8	105	91.7	7.2	
	1200	208-230/460	254TC	U7P3DC	\$2,147	DS-3AL	1.25	23.9	180	91.0	20.6-19/9.5	03
1200	575	254TC	U7P3GC	\$2,147	DS-3AL	1.25	24.0	180	91.0	7.6		
10	3600	208-230/460	215TC	S10P1AC	\$1,142	DS-3RST	1.15	19.4	131	90.2	26.5-23.5/11.7	04,16
	3600	208-230/460	215TC	U10P1DC	\$1,511	DS-3AL	1.25	20.3	125	91.0	26.4-23.5/11.8	03
	3600	575	215TC	S10P1GC	\$1,142	DS-3RST	1.15	19.4	120	90.2	9.4	04,16
	3600	575	215TC	U10P1GC	\$1,511	DS-3AL	1.25	20.1	125	91.7	9.4	
	1800	208-230/460	215TC	S10P2AC	\$1,176	DS-3RST	1.15	19.4	120	91.7	26.6-24/12	04,16
	1800	208-230/460	215TC	U10P2DC	\$1,416	DS-3AL	1.25	20.3	133	91.7	26.5-23.9/12	03
	1800	575	215TC	S10P2GC	\$1,176	DS-3RST	1.15	19.4	120	91.7	9.5	04,16
	1800	575	215TC	U10P2GC	\$1,416	DS-3AL	1.25	20.3	133	91.7	9.6	
	1200	208-230/460	256TC	U10P3DC	\$2,558	DS-3AL	1.25	25.8	230	91.7	27.1-24.6/12.3	03
15	3600	208-230/460	215TC	U15P1DFC	\$1,812	DS-3AL	1.25	20.3	120	91.0	40-35/17.4	03
	3600	208-230/460	254TC	U15P1DC	\$2,174	DS-3AL	1.25	24.0	180	91.0	39-35/17.5	03
	3600	575	254TC	U15P1GC	\$2,174	DS-3AL	1.25	24.0	185	91.0	14.1	
	1800	208-230/460	254TC	U15P2DC	\$1,973	DS-3AL	1.15	23.9	180	92.4	40-37/18.4	03
20	3600	208-230/460	256TC	U20P1DC	\$2,650	DS-3AL	1.25	25.6	230	91.0	53-46/23.1	03
	3600	575	256TC	U20P1GC	\$2,650	DS-3AL	1.25	25.8	230	91.0	18.5	
	1800	208-230/460	256TC	U20P2DC	\$2,391	DS-3AL	1.25	25.8	230	93.0	53-47/23.5	03
25	3600	208-230/460	284TC	U25P1DC	\$3,268	DS-3AL	1.25	28.3	250	91.7	65-57/28.4	03
	1800	208-230/460	284TC	U25P2DC	\$2,890	DS-3AL	1.25	28.3	280	93.6	65-59/29.3	03
30	1800	208-230/460	286TC	U30P2DC	\$3,333	DS-3AL	1.25	28.4	325	93.6	78-73/36	03

Note 03 60/50 Hz rated with no derate on HP; 230/460 volt 60 Hz ratings operate on 190/380 volt 50 Hz, 460V 60 Hz ratings operate on 380V 50 Hz; Full 60 & 50 Hz data on Nameplate.

Note 04 On 60 Hertz Sine Wave power.

Note 14 NEMA Design A

Note 16 Motors marked 208-230/460 volts may not meet all NEMA (MG-1) performance standards when operated at 208 volts.

# General Purpose Three Phase, Totally Enclosed Fan Cooled (TEFC) UNIMOUNT® NEMA® Premium Efficient, C-Face Footed


**NEMA  
Premium**
**UT, FUT  
UTE**

## APPLICATIONS:

For general industrial equipment including fans, blowers, compressors, pumps and direct connected equipment.

## FEATURES:

- Class F Insulation, Class B Rise At Full Load On 60 Hertz Sine Wave Power
- "CE" Mark On Nameplate
- Shaft Slinger On Pulley End
- Full 50 & 60 Hertz Operating Data On Nameplate (03)
- Full HP @ 50 Hertz
- 40°C Ambient, NEMA® Design B Performance On 60 Hertz Sine Wave Power
- Sealed Bearings (140 Frame); Double Shielded Bearings (180 Frame and Up)
- Dual Voltage Ratings Suitable For Part Winding Start (PWS) On Low Voltage
- Suitable For Wye-Delta Start 250 Frame & Larger
- Conversion Kits: C&D Flanges, Drip Cover and Brakes
- Refer to Page vii for Suitability of IHP Motors on Variable Frequency Drives

HP	RPM	Voltage	Frame	Catalog Number	List	Discount Symbol	SF	"C" Dim. (inches)	Ship Wt. (lbs)	Full Load Eff.	Full Load Amps	Notes
1 1/2	1200	208-230/460	182TC	U32P3DC	\$845	DS-3AL	1.25	16.2	60	87.5	4.8-4.7/2.3	03
	1200	575	182TC	U32P3GC	\$845	DS-3AL	1.25	16.2	60	87.5	1.8	
2	1200	208-230/460	184TC	U2P3DC	\$930	DS-3AL	1.25	16.9	70	88.5	6.4-6.2/3.1	03
	1200	575	184TC	U2P3GC	\$930	DS-3AL	1.25	16.2	70	88.5	2.5	
3	3600	208-230/460	182TC	U3P1DC	\$860	DS-3AL	1.25	16.2	50	87.5	8.4-7.8/3.9	03
	3600	208-230/460	182TCH	U3P1DK	\$860	DS-3AL	1.25	16.2	50	87.5	8.4-7.8/3.9	03
	3600	575	182TC	U3P1GC	\$860	DS-3AL	1.25	16.2	60	87.5	3.1	
	1800	208-230/460	182TC	U3P2DC	\$772	DS-3AL	1.25	16.2	70	89.5	8.4-7.8/3.9	03
	1800	208-230/460	182TCH	U3P2DK	\$772	DS-3AL	1.25	16.2	60	89.5	8.4-7.8/3.9	03
	1800	575	182TC	U3P2GC	\$772	DS-3AL	1.25	16.2	60	89.5	3.2	
	1200	208-230/460	213TC	U3P3DC	\$1,150	DS-3AL	1.15	18.8	110	89.5	9.3-8.6/4.3	03
	5	3600	208-230/460	184TC	U5P1DC	\$1,056	DS-3AL	1.15	16.2	75	88.5	13.4-12.2/6.1
5	3600	208-230/460	184TCH	U5P1DK	\$1,056	DS-3AL	1.15	16.2	75	88.5	13.4-12.2/6.1	03
5	3600	575	184TC	U5P1GC	\$1,056	DS-3AL	1.25	16.2	70	88.5	4.9	
5	1800	200	184TCH	U5P2HK	\$882	DS-3AL	1.25	16.9	80	89.5	14.2	03
5	1800	208-230/460	184TC	U5P2DC	\$882	DS-3AL	1.25	16.9	80	90.2	13.6-12.3/6.2	03
5	1800	208-230/460	184TCH	U5P2DK	\$882	DS-3AL	1.25	16.9	80	90.2	13.6-12.3/6.2	03
5	1800	575	184TC	U5P2GC	\$882	DS-3AL	1.25	16.9	70	89.5	5	
5	1200	208-230/460	215TC	U5P3DC	\$1,597	DS-3AL	1.25	20.3	135	90.2	15-14/7	03
5	1200	575	215TC	U5P3GC	\$1,597	DS-3AL	1.25	20.3	135	89.5	5.6	
7 1/2	3600	208-230/460	213TC	U7P1DC	\$1,306	DS-3AL	1.25	18.8	105	91.0	19.9-17.8/8.9	03
	3600	575	213TC	U7P1GC	\$1,306	DS-3AL	1.25	18.8	105	89.5	7.5	
	1800	208-230/460	213TC	U7P2DC	\$1,192	DS-3AL	1.25	19.1	105	91.7	20-18.2/9.1	03
	1800	575	213TC	U7P2GC	\$1,192	DS-3AL	1.25	18.8	105	91.7	7.2	
	1200	208-230/460	254TC	U7P3DC	\$2,147	DS-3AL	1.25	23.9	180	91.0	20.6-19/9.5	03
	1200	575	254TC	U7P3GC	\$2,147	DS-3AL	1.25	24.0	180	91.0	7.6	
10	3600	208-230/460	215TC	U10P1DC	\$1,511	DS-3AL	1.25	20.3	125	91.0	26.4-23.5/11.8	03
	3600	575	215TC	U10P1GC	\$1,511	DS-3AL	1.25	20.1	125	91.7	9.4	
	1800	208-230/460	215TC	U10P2DC	\$1,416	DS-3AL	1.25	20.3	133	91.7	26.5-23.9/12	03
	1800	575	215TC	U10P2GC	\$1,416	DS-3AL	1.25	20.3	133	91.7	9.6	
	1200	208-230/460	256TC	U10P3DC	\$2,558	DS-3AL	1.25	25.8	230	91.7	27.1-24.6/12.3	03
15	3600	208-230/460	215TC	U15P1DFC	\$1,812	DS-3AL	1.25	20.3	120	91.0	40-35/17.4	03
	3600	208-230/460	254TC	U15P1DC	\$2,174	DS-3AL	1.25	24.0	180	91.0	39-35/17.5	02,03
	3600	575	254TC	U15P1GC	\$2,174	DS-3AL	1.25	24.0	185	91.0	14.1	
	1800	208-230/460	254TC	U15P2DC	\$1,973	DS-3AL	1.15	23.9	180	92.4	40-37/18.4	03
20	3600	208-230/460	256TC	U20P1DC	\$2,650	DS-3AL	1.25	25.6	230	91.0	53-46/23.1	02,03
	3600	575	256TC	U20P1GC	\$2,650	DS-3AL	1.25	25.8	230	91.0	18.5	02
	1800	208-230/460	256TC	U20P2DC	\$2,391	DS-3AL	1.25	25.8	230	93.0	53-47/23.5	03
25	3600	208-230/460	284TC	U25P1DC	\$3,268	DS-3AL	1.25	28.3	250	91.7	65-57/28.4	03
	1800	208-230/460	284TC	U25P2DC	\$2,890	DS-3AL	1.25	28.3	280	93.6	65-59/29.3	03
30	1800	208-230/460	286TC	U30P2DC	\$3,333	DS-3AL	1.25	28.4	325	93.6	78-73/36	03

Note 02 Suitable for Wye-Delta start on voltages shown  
 Note 03 60/50 Hz rated with no derate on HP; 230/460 volt 60 Hz ratings operate on 190/380 volt 50 Hz; 460V 60 Hz ratings operate on 380V 50 Hz; Full 60 & 50 Hz data on Nameplate

# General Purpose Three Phase, Totally Enclosed Fan Cooled (TEFC) STEEL EDGE™ C-Face Footed



## APPLICATIONS:

For general industrial equipment including fans, blowers, compressors, pumps and direct connected equipment.

## FEATURES:

- Rolled Steel Frame
- Class F Insulation, Class B Rise At Full Load On 60 Hertz Sine Wave Power
- "CE" Mark On Nameplate (140 Frames and Ratings with Note 03)
- Shaft Slinger On Pulley End
- 40°C Ambient, NEMA®1 Design B Performance On 60 Hertz Sine Wave Power
- Sealed Bearings (140 Frame); Double Shielded Bearings (180 Frame and Up)
- Dual Voltage Ratings Suitable For Part Winding Start (PWS) On Low Voltage

HP	RPM	Voltage	Frame	Catalog Number	List	Discount Symbol	SF	"C" Dim. (inches)	Ship Wt. (lbs)	Full Load Eff.	Full Load Amps	Notes
1/4	1800	208-230/460	56C	U14S2AC	\$246	DS-3RST	1.25	10.8	20	70.0	1.3-1.4/0.7	
	1800	575	56C	U14P2GC	\$319	DS-3RST	1.25	10.8	30	74.0	0.4	
	1200	208-230/460	56C	U14S3AC	\$323	DS-3RST	1.25	10.8	22	72.0	1.1-1.2/0.6	
	1200	575	56C	U14P3GC	\$407	DS-3RST	1.25	10.8	30	72.0	0.6	
1/3	1800	208-230/460	56C	U13S2AC	\$281	DS-3RST	1.25	10.8	22	72.0	1.4-1.5/0.7	
	1800	575	56C	U13P2GC	\$365	DS-3RST	1.25	10.8	30	74.0	0.5	
	1200	208-230/460	56C	U13S3AC	\$361	DS-3RST	1.25	10.8	23	75.5	1.3-1.3/0.6	
	1200	575	56C	U13P3GC	\$455	DS-3RST	1.25	10.8	30	72.0	0.7	
1/2	3600	208-230/460	56C	U12S1AC	\$306	DS-3RST	1.25	10.8	25	70.0	1.7-1.6/0.8	
	1800	208-230/460	56C	U12S2AC	\$306	DS-3RST	1.25	10.8	26	74.0	1.8-1.8/0.9	
	1800	575	56C	U12P2GC	\$397	DS-3RST	1.25	10.8	30	78.5	0.8	
	1200	208-230/460	56C	U12S3AC	\$393	DS-3RST	1.25	11.5	26	72.0	2.2-2.2/1.1	103
	1200	575	56C	U12P3GC	\$495	DS-3RST	1.25	12.1	30	75.5	0.8	
	3600	575	56C	U12P1GC	\$386	DS-3RST	1.25	12.1	30	74.0	0.6	
3/4	3600	208-230/460	56C	U34S1AC	\$319	DS-3RST	1.25	10.8	26	75.5	2.4-2.2/1.1	
	3600	575	56C	U34P1GC	\$402	DS-3RST	1.25	12.1	30	77.0	0.8	
	1800	208-230/460	56C	U34S2AC	\$329	DS-3RST	1.25	10.8	32	77.0	2.7-2.7/1.4	
	1800	575	56C	U34P2GC	\$427	DS-3RST	1.25	10.8	30	81.5	1	
	1200	208-230/460	56C	U34S3AC	\$464	DS-3RST	1.25	12.9	34	-	3.1-3.2/1.6	103
	1200	208-230/460	143TC	U34S3DC	\$464	DS-3RST	1.25	12.1	30	72.0	3-3.1/1.6	
	1200	575	56C	U34P3GC	\$585	DS-3RST	1.25	13.1	30	82.5	1.2	
	1200	575	143TC	U34P3G14C	\$585	DS-3RST	1.25	13.1	30	82.5	1.2	
1	3600	208-230/460	56C	U1P1DC	\$503	DS-3RST	1.25	13.1	30	81.5	2.9-2.7/1.4	03
	3600	575	56C	U1P1GC	\$503	DS-3RST	1.25	13.1	50	81.5	1.1	
	1800	208-230/460	56C	U1P2DFC	\$440	DS-3RST	1.25	13.1	30	85.5	3.1-3/1.5	03
	1800	208-230/460	143TC	U1P2DC	\$503	DS-3RST	1.25	13.1	30	85.5	3.1-3/1.5	03
	1800	575	56C	U1P2GFC	\$440	DS-3RST	1.25	13.1	30	85.5	1.1	03
	1800	575	143TC	U1P2GC	\$503	DS-3RST	1.25	13.1	30	85.5	1.1	
	1200	208-230/460	56C	U1P3DFC	\$655	DS-3RST	1.25	13.1	30	82.5	3.6-3.5/1.8	03
	1200	208-230/460	145TC	U1P3DC	\$655	DS-3RST	1.25	13.1	35	82.5	3.6-3.5/1.8	03
	1200	575	56C	U1P3GFC	\$655	DS-3RST	1.25	13.1	30	82.5	1.4	
	1200	575	145TC	U1P3GC	\$655	DS-3RST	1.25	13.1	35	82.5	1.4	

Note 03 60/50 Hz rated with no derate on HP; 230/460 volt 60 Hz ratings operate on 190/380 volt 50 Hz, 460V 60 Hz ratings operate on 380V 50 Hz; Full 60 & 50 Hz data on Nameplate

Note 103 Does not accept brake kit

## General Purpose Three Phase, Totally Enclosed Fan Cooled (TEFC) STEEL EDGE™ C-Face Footed



(continued)

HP	RPM	Voltage	Frame	Catalog Number	List	Discount Symbol	SF	"C" Dim. (inches)	Ship Wt. (lbs)	Full Load Eff.	Full Load Amps	Notes
1 1/2	3600	200	143TC	U32P1HC	\$567	DS-3RST	1.25	13.1	30	84.0	4.4	
	3600	208-230/460	56C	U32P1DFC	\$500	DS-3RST	1.25	13.1	30	84.0	4.2-3.9/1.9	03
	3600	208-230/460	143TC	U32P1DC	\$567	DS-3RST	1.25	13.1	30	84.0	4.2-3.9/1.9	03
	3600	575	56C	U32P1GFC	\$567	DS-3RST	1.25	13.1	30	84.0	1.6	
	3600	575	143TC	U32P1GC	\$567	DS-3RST	1.25	13.1	30	84.0	1.6	
	1800	200	145TC	U32P2HC	\$549	DS-3RST	1.25	13.1	35	86.5	4.7	
	1800	208-230/460	56C	U32P2DFC	\$442	DS-3RST	1.25	13.1	30	86.5	4.5-4.3/2.1	03
	1800	208-230/460	145TC	U32P2DC	\$549	DS-3RST	1.15	13.1	35	86.5	4.5-4.3/2.1	03
	1800	575	56C	U32P2GFC	\$442	DS-3RST	1.25	13.1	30	86.5	1.7	03
	1800	575	145TC	U32P2GC	\$549	DS-3RST	1.25	13.1	35	86.5	1.7	
2	3600	208-230/460	56C	U2P1DFC	\$491	DS-3RST	1.25	13.1	30	86.5	5.4-4.9/2.5	03
	3600	208-230/460	145TC	U2P1DC	\$604	DS-3RST	1.25	13.1	35	86.5	5.4-4.9/2.5	03
	3600	575	56C	U2P1GFC	\$496	DS-3RST	1.25	13.1	30	86.5	2	
	3600	575	145TC	U2P1GC	\$604	DS-3RST	1.25	13.1	35	86.5	2	
	1800	208-230/460	56C	U2P2DFC	\$484	DS-3RST	1.25	13.1	30	86.5	5.9-5.7/2.8	03
	1800	208-230/460	145TC	U2P2DC	\$593	DS-3RST	1.15	13.1	35	86.5	5.9-5.7/2.9	03
	1800	575	56C	U2P2GFC	\$484	DS-3RST	1.25	13.9	50	85.5	2.5	04,16
	1800	575	145TC	U2P2GC	\$593	DS-3RST	1.25	13.1	35	86.5	2.3	
3	3600	208-230/460	56C	U3P1DFC	\$568	DS-3RST	1.25	13.1	30	86.5	8.1-7.2/3.6	03
	3600	208-230/460	145TC	U3P1AFC	\$600	DS-3RST	1.25	13.1	35	86.5	8.1-7.2/3.6	03,14
	3600	575	56C	U3P1GFC	\$568	DS-3RST	1.25	13.1	30	86.5	2.8	
	3600	575	145TC	U3P1G14C	\$600	DS-3RST	1.25	13.1	35	86.5	2.8	
	1800	208-230/460	182TC	S3P2AC	\$637	DS-3RST	1.15	15.9	85	89.5	8.4-7.8/3.9	04,16
	1800	575	182TC	S3P2GC	\$637	DS-3RST	1.15	15.9	60	89.5	3.2	04
5	3600	208-230/460	184TC	S5P1AC	\$752	DS-3RST	1.15	15.9	65	88.5	13.6-12.1/6.1	04,16
	3600	575	184TC	S5P1GC	\$752	DS-3RST	1.15	15.9	70	88.5	4.9	04
	1800	208-230/460	184TC	S5P2AC	\$752	DS-3RST	1.15	15.9	110	89.5	13.5-12.5/6.2	04,16
	1800	575	184TC	S5P2GC	\$752	DS-3RST	1.15	15.9	70	89.5	4.9	04
7 1/2	3600	208-230/460	213TC	S7P1AC	\$996	DS-3RST	1.15	19.4	116	89.5	19.9-17.9/9	04,16
	3600	575	213TC	S7P1GC	\$996	DS-3RST	1.15	19.4	105	89.5	7.2	04,16
	1800	208-230/460	213TC	S7P2AC	\$956	DS-3RST	1.15	19.4	90	91.7	20-18.1/9.1	04,16
	1800	575	213TC	S7P2GC	\$956	DS-3RST	1.15	19.4	105	91.7	7.2	04,16
10	3600	208-230/460	215TC	S10P1AC	\$1,142	DS-3RST	1.15	19.4	131	90.2	26.5-23.5/11.7	04,16
	3600	575	215TC	S10P1GC	\$1,142	DS-3RST	1.15	19.4	120	90.2	9.4	04,16
	1800	208-230/460	215TC	S10P2AC	\$1,176	DS-3RST	1.15	19.4	120	91.7	26.6-24/12	04,16
	1800	575	215TC	S10P2GC	\$1,176	DS-3RST	1.15	19.4	120	91.7	9.5	04,16

Note 03 60/50 Hz rated with no derate on HP; 230/460 volt 60 Hz ratings operate on 190/380 volt 50 Hz, 460V 60 Hz ratings operate on 380V 50 Hz;  
Full 60 & 50 Hz data on Nameplate

Note 04 On 60 Hertz Sine Wave power

Note 14 NEMA Design A

Note 16 Motors marked 208-230/460 volts may not meet all NEMA (MG-1) performance standards when operated at 208 volts



# General Purpose Three Phase, Totally Enclosed Fan Cooled (TEFC) C-Face Footless

## APPLICATIONS:

For general industrial equipment including fans, blowers, compressors, pumps and direct connected equipment.

## FEATURES:

### UNIMOUNT® NEMA®† Premium Efficient (Discount Symbol DS-3AL)

- Class F Insulation, Class B Rise At Full Load On 60 Hertz Sine Wave Power
- "CE" Mark On Nameplate
- Shaft Slinger On Pulley End
- Full 50 & 60 Hertz Operating Data On Nameplate (03)
- Full HP @ 50 Hertz
- 40°C Ambient, NEMA®† Design B Performance On 60 Hertz Sine Wave Power
- Sealed Bearings (140 Frame); Double Shielded Bearings (180 Frame and Up)
- Dual Voltage Ratings Suitable For Part Winding Start (PWS) On Low Voltage
- Suitable For Wye-Delta Start 250 Frame & Larger
- Conversion Kits: C&D Flanges, Drip Cover and Brakes

### Steel Edge™ (Discount Symbol DS-3RST)

- Rolled Steel Frame
- Class F Insulation, Class B Rise At Full Load On 60 Hertz Sine Wave Power
- "CE" Mark On Nameplate (140 Frames and Ratings with Note 03)
- Shaft Slinger On Pulley End
- 40°C Ambient, NEMA®† Design B Performance On 60 Hertz Sine Wave Power
- Sealed Bearings (140 Frame); Double Shielded Bearings (180 Frame and Up)
- Dual Voltage Ratings Suitable For Part Winding Start (PWS) On Low Voltage
- Conversion Kits: C&D Flanges, Drip Cover and Brakes (140 Frame and Up)

HP	RPM	Voltage	Frame	Catalog Number	List	Discount Symbol	SF	"C" Dim. (inches)	Ship Wt. (lbs)	NEMA Nom. Eff.	Full Load Amps	Notes
1/4	1800	208-230/460	56C	U14S2DCR	\$231	DS-3RST	1.25	10.8	23	70.0	1-1/0.5	16
	1200	208-230/460	56C	T14S3DCR	\$308	DS-3RST	1.15	11.3	27	75.5	1.4-1.4/0.7	103
1/3	3600	208-230/460	56C	T13S1ACR	\$279	DS-3RST	1.15	10.8	32	-	1.7-1.8/0.9	103
	1800	208-230/460	42CZ	T13S2D42ZCR	\$266	DS-3RST	1.00	10.4	9	-	1.5-1.5/0.75	
	1800	208-230/460	56C	U13S2ACR	\$266	DS-3RST	1.25	10.8	25	75.5	1.2-1.2/0.6	16
	1800	575	56C	T13S2GCR	\$266	DS-3RST	1.15	11.4	26	-	0.59	103
	1200	208-230/460	56C	T13S3DCR	\$346	DS-3RST	1.15	11.3	32	77.0	1.6-1.6/0.80	103
1/2	3600	208-230/460	56C	T12S1ACR	\$291	DS-3RST	1.15	10.9	32	64.0	2.18-2.18/1.09	103
	1800	208-230/460	56C	U12P2DCR	\$378	DS-3RST	1.25	12.1	30	82.5	1.8-1.8/0.9	03
	1800	208-230/460	56C	U12S2ACR	\$291	DS-3RST	1.25	10.8	25	75.5	1.8-1.7/0.9	16
	1800	575	56C	U12P2GCR	\$378	DS-3RST	1.25	10.8	30	78.5	0.8	
	1200	208-230/460	56C	U12S3ACR	\$378	DS-3RST	1.25	10.8	25	72.0	2.1-2.1/1	16
3/4	3600	208-230/460	56C	U34S1ACR	\$304	DS-3RST	1.25	10.8	27	75.5	2.4-2.2/1.1	16
	1800	208-230/460	56C	U34P2DCR	\$408	DS-3RST	1.25	12.1	30	84.0	2.3-2.3/1.1	03
	1800	208-230/460	56C	U34S2ACR	\$314	DS-3RST	1.25	10.8	28	78.5	2.6-2.7/1.3	16
	1800	575	56C	U34P2GCR	\$408	DS-3RST	1.25	10.8	30	81.5	1	
	1200	208-230/460	56C	U34S3ACR	\$449	DS-3RST	1.15	12.8	32	-	3.1-3.2/1.6	103
	1200	575	56C	U34P3GCR	\$566	DS-3RST	1.25	13.1	30	82.5	1.2	
1	3600	208-230/460	56C	U1P1DCR	\$488	DS-3RST	1.25	13.1	30	81.5	2.9-2.7/1.4	03
	3600	575	56C	U1P1GCR	\$488	DS-3RST	1.25	10.8	30	80.0	1.1	
	1800	208-230/460	56C	U1P2DFCR	\$425	DS-3RST	1.25	13.1	30	85.5	3.1-3/1.5	03
	1800	208-230/460	143TC	U1P2DCR	\$488	DS-3RST	1.15	12.1	30	85.5	3.1-3/1.5	03
	1800	575	56C	U1P2GFCR	\$425	DS-3RST	1.25	13.1	30	85.5	1.1	
	1800	575	143TC	U1P2GCR	\$488	DS-3RST	1.25	13.1	30	85.5	1.1	
	1200	575	56C	U1P3GFCR	\$655	DS-3RST	1.25	13.4	35	82.5	1.4	
1 1/2	3600	208-230/460	56C	T32P1ACR	\$485	DS-3RST	1.15	12.3	32	84.0	4.9-5.0/2.5	
	3600	208-230/460	56C	T32S1ACR	\$385	DS-3RST	1.15	11.9	27	80.0	4.7-4.5/2.2	103,LA
	3600	208-230/460	143TC	U32P1A14CR	\$552	DS-3RST	1.15	11.9	32	84.0	4.9-5.0/2.5	103
	3600	575	56C	U32P1GFCR	\$647	DS-3RST	1.25	13.1	30	84.0	1.6	
	3600	575	143TC	U32P1GCR	\$647	DS-3RST	1.25	13.1	30	84.0	1.6	

Note 03 60/50 Hz rated with no derate on HP; 230/460 volt 60 Hz ratings operate on 190/380 volt 50 Hz, 460V 60 Hz ratings operate on 380V 50 Hz; Full 60 & 50 Hz data on Nameplate

Note 16 Motors marked 208-230/460 volts may not meet all NEMA (MG-1) performance standards when operated at 208 volts

Note 103 Does not accept brake kit

Note LA Limited Availability

## General Purpose Three Phase, Totally Enclosed Fan Cooled (TEFC) C-Face Footless

(continued)

HP	RPM	Voltage	Frame	Catalog Number	List	Discount Symbol	SF	"C" Dim. (inches)	Ship Wt. (lbs)	NEMA Nom. Eff.	Full Load Amps	Notes
1 1/2	1800	208-230/460	56C	U32P2DFCR	\$426	DS-3RST	1.25	13.1	30	86.5	4.5-4.3/2.1	03
	1800	208-230/460	145TC	U32P2DCR	\$534	DS-3RST	1.25	13.1	35	86.5	4.5-4.3/2.1	03
	1800	575	56C	U32P2GFCR	\$426	DS-3RST	1.25	13.1	30	86.5	1.7	
	1800	575	145TC	U32P2GCR	\$534	DS-3RST	1.25	13.1	35	86.5	1.7	
	1200	208-230/460	182TC	U32P3DCR	\$815	DS-3AL	1.25	16.2	60	87.5	4.8-4.7/2.3	03
2	3600	208-230/460	56C	T2P1ACR	\$529	DS-3RST	1.15	13.6	35	85.5	6.0-5.6/2.8	04,16
	3600	575	56C	U2P1GFCR	\$479	DS-3RST	1.25	13.1	30	86.5	2	
	1800	208-230/460	56C	U2P2DFCR	\$467	DS-3RST	1.25	13.1	30	86.5	5.9-5.7/2.8	03
	1800	208-230/460	145TC	U2P2DCR	\$578	DS-3RST	1.25	13.1	35	86.5	5.9-5.7/2.8	03
	1800	575	145TC	U2P2GCR	\$578	DS-3RST	1.25	13.1	35	86.5	2.3	
	1200	208-230/460	184TC	U2P3DCR	\$900	DS-3AL	1.15	16.9	70	88.5	6.4-6.2/3.1	03
3	3600	208-230/460	56C	T3P1ACR	\$583	DS-3RST	1.15	14.1	40	86.5	7.9-6.7/3.4	
	3600	208-230/460	145TC	U3P1A14CR	\$575	DS-3RST	1.25	13.9	34	86.5	7.4-7.5/3.7	04,16
	3600	208-230/460	182TC	U3P1DCR	\$830	DS-3AL	1.25	16.2	60	87.5	8.4-7.8/3.9	03
	3600	208-230/460	182TCH	U3P1DKR	\$830	DS-3AL	1.25	16.2	60	87.5	8.4-7.8/3.9	03
	3600	575	56C	U3P1GFCR	\$551	DS-3RST	1.25	13.1	30	86.5	2.8	
	3600	575	145TC	U3P1GCR	\$568	DS-3RST	1.25	13.1	35	86.5	2.8	
	1800	208-230/460	182TC	S3P2ACR	\$607	DS-3RST	1.15	15.9	60	89.5	8.4-7.8/3.9	04,16
	1800	208-230/460	182TC	U3P2DCR	\$742	DS-3AL	1.25	16.1	60	89.5	8.4-7.8/3.9	03
	1800	208-230/460	182TCH	U3P2DKR	\$742	DS-3AL	1.25	16.2	60	89.5	8.4-7.8/3.9	03
	1800	575	182TC	S3P2GCR	\$607	DS-3RST	1.15	15.9	60	89.5	3.2	04
	1800	575	182TC	U3P2GCR	\$742	DS-3AL	1.25	16.2	60	89.5	3.2	
	1200	208-230/460	213TC	U3P3DCR	\$1,105	DS-3AL	1.15	18.6	105	89.5	9.3-8.6/4.3	03
5	3600	208-230/460	184TC	S5P1ACR	\$722	DS-3RST	1.15	15.9	70	88.5	13.6-12.1/6.1	04,16
	3600	208-230/460	184TC	U5P1DCR	\$1,026	DS-3AL	1.15	16.9	70	88.5	13.4-12.2/6.1	03
	3600	208-230/460	184TCH	U5P1DKR	\$1,026	DS-3AL	1.15	16.9	70	88.5	13.4-12.2/6.1	03
	3600	575	184TC	S5P1GCR	\$722	DS-3RST	1.15	15.9	70	88.5	4.9	04
	1800	208-230/460	184TC	S5P2ACR	\$722	DS-3RST	1.15	15.9	70	89.5	13.5-12.5/6.2	04,16
	1800	208-230/460	184TC	U5P2DCR	\$852	DS-3AL	1.25	16.9	80	90.2	13.6-12.3/6.2	03
	1800	208-230/460	184TCH	U5P2DKR	\$852	DS-3AL	1.25	16.9	70	90.2	13.6-12.3/6.2	03
	1800	575	184TC	S5P2GCR	\$722	DS-3RST	1.15	15.9	70	89.5	4.9	04
	1800	575	184TC	U5P2GCR	\$852	DS-3AL	1.25	16.9	70	89.5	5	
	1200	208-230/460	215TC	U5P3DCR	\$1,552	DS-3AL	1.25	20.1	120	90.2	15-14/7	03
	7 1/2	3600	208-230/460	213TC	S7P1ACR	\$951	DS-3RST	1.15	19.4	105	89.5	19.9-17.9/9
3600		208-230/460	213TC	U7P1DCR	\$1,261	DS-3AL	1.25	18.6	105	91.0	19.9-17.8/8.9	03
3600		575	213TC	S7P1GCR	\$951	DS-3RST	1.15	19.4	105	89.5	7.2	04
1800		208-230/460	213TC	S7P2ACR	\$911	DS-3RST	1.15	19.4	105	91.7	20-18.1/9.1	04,16
1800		208-230/460	213TC	U7P2DCR	\$1,147	DS-3AL	1.25	18.6	110	91.7	20-18.2/9.1	03
1800		575	213TC	S7P2GCR	\$911	DS-3RST	1.15	19.4	105	91.7	7.2	04
1800		575	213TC	U7P2GCR	\$1,147	DS-3AL	1.25	18.6	105	91.7	7.2	
1200		208-230/460	254TC	U7P3DCR	\$2,087	DS-3AL	1.25	23.9	180	91.0	20.6-19/9.5	03

Note 03 60/50 Hz rated with no derate on HP; 230/460 volt 60 Hz ratings operate on 190/380 volt 50 Hz, 460V 60 Hz ratings operate on 380V 50 Hz; Full 60 & 50 Hz data on Nameplate

Note 04 On 60 Hertz Sine Wave power

Note 16 Motors marked 208-230/460 volts may not meet all NEMA (MG-1) performance standards when operated at 208 volts

# General Purpose Three Phase, Totally Enclosed Fan Cooled (TEFC) C-Face Footless

(continued)

HP	RPM	Voltage	Frame	Catalog Number	List	Discount Symbol	SF	"C" Dim. (inches)	Ship Wt. (lbs)	NEMA Nom. Eff.	Full Load Amps	Notes
10	3600	208-230/460	215TC	S10P1ACR	\$1,097	DS-3RST	1.15	19.4	120	90.2	26.5-23.5/11.7	04,16
	3600	208-230/460	215TC	U10P1DCR	\$1,466	DS-3AL	1.25	20.1	120	91.0	26.4-23.5/11.8	03
	3600	575	215TC	S10P1GCR	\$1,097	DS-3RST	1.15	19.4	120	90.2	9.4	04
	1800	208-230/460	215TC	S10P2ACR	\$1,131	DS-3RST	1.15	19.4	120	91.7	26.6-24/12	04,16
	1800	208-230/460	215TC	U10P2DCR	\$1,371	DS-3AL	1.25	20.1	133	91.7	26.5-23.9/12	03
	1800	575	215TC	S10P2GCR	\$1,131	DS-3RST	1.15	19.4	120	91.7	9.5	04
	1800	575	215TC	U10P2GCR	\$1,371	DS-3AL	1.25	20.1	120	91.7	9.6	
	1200	208-230/460	256TC	U10P3DCR	\$2,498	DS-3AL	1.25	25.7	230	91.7	27.1-24.6/12.3	03
15	3600	208-230/460	215TC	U15P1DFCR	\$1,767	DS-3AL	1.25	20.1	120	91.0	40-35/17.4	03
	3600	208-230/460	254TC	U15P1DCR	\$2,114	DS-3AL	1.25	23.9	180	91.0	39-35/17.5	03
	1800	208-230/460	254TC	U15P2DCR	\$1,913	DS-3AL	1.15	23.9	180	92.4	40-37/18.4	03
	1800	575	254TC	U15P2GCR	\$1,913	DS-3AL	1.25	23.9	180	92.4	14.6	
20	3600	208-230/460	256TC	U20P1DCR	\$2,590	DS-3AL	1.25	25.6	230	91.0	53-46/23.1	03
	1800	208-230/460	256TC	U20P2DCR	\$2,331	DS-3AL	1.25	25.6	230	93.0	53-47/23.5	03
25	3600	208-230/460	284TC	U25P1DCR	\$3,208	DS-3AL	1.25	28.3	280	91.7	65-57/28.4	03
	1800	208-230/460	284TC	U25P2DCR	\$2,830	DS-3AL	1.25	28.3	280	93.6	65-59/29.3	03
30	1800	208-230/460	286TC	U30P2DCR	\$3,273	DS-3AL	1.25	28.3	300	93.6	78-70/35	03

Note 03 60/50 Hz rated with no derate on HP; 230/460 volt 60 Hz ratings operate on 190/380 volt 50 Hz, 460V 60 Hz ratings operate on 380V 50 Hz; Full 60 & 50 Hz data on Nameplate

Note 04 On 60 Hertz Sine Wave power

Note 16 Motors marked 208-230/460 volts may not meet all NEMA (MG-1) performance standards when operated at 208 volts

GENERAL PURPOSE UNIMOUNT™  
GENERAL PURPOSE STEEL EDGE™  
GENERAL PURPOSE HOSTILE DUTY  
GENERAL PURPOSE CORRO-DUTY™  
GENERAL PURPOSE 84 PLUS™  
GENERAL PURPOSE OPEN DRIPPROOF™  
GENERAL PURPOSE HAZARDOUS LOCATION™  
GENERAL PURPOSE AUTOMOTIVE DUTY  
COOLING TOWER DUTY  
HAZARDOUS LOCATION™  
C-FACE MOTORS ALL TYPES  
VARIABLE SPEED MOTORS AND DRIVES

# General Purpose Three Phase, Totally Enclosed Fan Cooled (TEFC) UNIMOUNT® NEMA®† Premium Efficient, C-Face Footless



## APPLICATIONS:

For general industrial equipment including fans, blowers, compressors, pumps and direct connected equipment.

## FEATURES:

- Class F Insulation, Class B Rise At Full Load On 60 Hertz Sine Wave Power
- "CE" Mark On Nameplate
- Shaft Slinger On Pulley End
- Full 50 & 60 Hertz Operating Data On Nameplate (03)
- Full HP @ 50 Hertz
- 40°C Ambient, NEMA®† Design B Performance On 60 Hertz Sine Wave Power
- Sealed Bearings (140 Frame); Double Shielded Bearings (180 Frame and Up)
- Dual Voltage Ratings Suitable For Part Winding Start (PWS) On Low Voltage
- Suitable For Wye-Delta Start 250 Frame & Larger
- Conversion Kits: C&D Flanges, Drip Cover and Brakes

HP	RPM	Voltage	Frame	Catalog Number	List	Discount Symbol	SF	"C" Dim. (inches)	Ship Wt. (lbs)	Full Load Eff.	Full Load Amps	Notes
1 1/2	1200	208-230/460	182TC	U32P3DCR	\$815	DS-3AL	1.25	16.2	60	87.5	4.8-4.7/2.3	03
2	1200	208-230/460	184TC	U2P3DCR	\$900	DS-3AL	1.15	16.9	70	88.5	6.4-6.2/3.1	03
3	3600	208-230/460	182TC	U3P1DCR	\$830	DS-3AL	1.25	16.2	60	87.5	8.4-7.8/3.9	03
	3600	208-230/460	182TCH	U3P1DKR	\$830	DS-3AL	1.25	16.2	60	87.5	8.4-7.8/3.9	03
	1800	208-230/460	182TC	U3P2DCR	\$742	DS-3AL	1.25	16.1	60	89.5	8.4-7.8/3.9	03
	1800	208-230/460	182TCH	U3P2DKR	\$742	DS-3AL	1.25	16.2	60	89.5	8.4-7.8/3.9	03
	1800	575	182TC	U3P2GCR	\$742	DS-3AL	1.25	16.2	60	89.5	3.2	
	1200	208-230/460	213TC	U3P3DCR	\$1,105	DS-3AL	1.15	18.6	105	89.5	9.3-8.6/4.3	03
5	3600	208-230/460	184TC	U5P1DCR	\$1,026	DS-3AL	1.15	16.9	70	88.5	13.4-12.2/6.1	03
	3600	208-230/460	184TCH	U5P1DKR	\$1,026	DS-3AL	1.15	16.9	70	88.5	13.4-12.2/6.1	03
	1800	208-230/460	184TC	U5P2DCR	\$852	DS-3AL	1.25	16.9	80	90.2	13.6-12.3/6.2	03
	1800	208-230/460	184TCH	U5P2DKR	\$852	DS-3AL	1.25	16.9	70	90.2	13.6-12.3/6.2	03
	1800	575	184TC	U5P2GCR	\$852	DS-3AL	1.25	16.9	70	89.5	5	
	1200	208-230/460	215TC	U5P3DCR	\$1,552	DS-3AL	1.25	20.1	120	90.2	15-14/7	03
7 1/2	3600	208-230/460	213TC	U7P1DCR	\$1,261	DS-3AL	1.25	18.6	105	91.0	19.9-17.8/8.9	03
	1800	208-230/460	213TC	U7P2DCR	\$1,147	DS-3AL	1.25	18.6	110	91.7	20-18.2/9.1	03
	1800	575	213TC	U7P2GCR	\$1,147	DS-3AL	1.25	18.6	105	91.7	7.2	
	1200	208-230/460	254TC	U7P3DCR	\$2,087	DS-3AL	1.25	23.9	180	91.0	20.6-19/9.5	03
10	3600	208-230/460	215TC	U10P1DCR	\$1,466	DS-3AL	1.25	20.1	120	91.0	26.4-23.5/11.8	03
	1800	208-230/460	215TC	U10P2DCR	\$1,371	DS-3AL	1.25	20.1	133	91.7	26.5-23.9/12	03
	1800	575	215TC	U10P2GCR	\$1,371	DS-3AL	1.25	20.1	120	91.7	9.6	
	1200	208-230/460	256TC	U10P3DCR	\$2,498	DS-3AL	1.25	25.7	230	91.7	27.1-24.6/12.3	03
15	3600	208-230/460	215TC	U15P1DFCR	\$1,767	DS-3AL	1.25	20.1	120	91.0	40-35/17.4	03
	3600	208-230/460	254TC	U15P1DCR	\$2,114	DS-3AL	1.25	23.9	180	91.0	39-35/17.5	03
	1800	208-230/460	254TC	U15P2DCR	\$1,913	DS-3AL	1.15	23.9	180	92.4	40-37/18.4	03
	1800	575	254TC	U15P2GCR	\$1,913	DS-3AL	1.25	23.9	180	92.4	14.6	
20	3600	208-230/460	256TC	U20P1DCR	\$2,590	DS-3AL	1.25	25.6	230	91.0	53-46/23.1	03
	1800	208-230/460	256TC	U20P2DCR	\$2,331	DS-3AL	1.25	25.6	230	93.0	53-47/23.5	03
25	3600	208-230/460	284TC	U25P1DCR	\$3,208	DS-3AL	1.25	28.3	280	91.7	65-57/28.4	03
	1800	208-230/460	284TC	U25P2DCR	\$2,830	DS-3AL	1.25	28.3	280	93.6	65-59/29.3	03
30	1800	208-230/460	286TC	U30P2DCR	\$3,273	DS-3AL	1.25	28.3	300	93.6	78-70/35	03

Note 03 60/50 Hz rated with no derate on HP; 230/460 volt 60 Hz ratings operate on 190/380 volt 50 Hz, 460V 60 Hz ratings operate on 380V 50 Hz; Full 60 & 50 Hz data on Nameplate

# General Purpose Three Phase, Totally Enclosed Fan Cooled (TEFC) World Motor CORRO-DUTY® NEMA®+ Premium Efficient C-Face

## APPLICATIONS:

For pulp & paper, mill & chemical and any other severe duty environments found in the process industries.

## FEATURES:

- Class F Insulation, Class B Rise At Full Load On 60 Hertz Sine Wave Power
- All Cast Iron Construction
- Corrosion Resistant Mill & Chemical Duty Paint
- Stainless Steel Nameplate (with CE Mark) & Zinc Plated Hardware
- IP55 Protection
- Precision Balance (< 0.08 In/Sec Vibration)
- 40°C Ambient, NEMA®+ Design B Performance On 60 Hertz Sine Wave Power
- Regreasable Bearings, Lifting Provisions
- Double Shielded Bearings 140-210
- Oversized Conduit Box - 1 Size Larger Than NEMA®+ Standard
- Cast Iron Inner Bearing Caps
- Field Convertible To F2 Mounting
- Condensation Drains With Threaded Brass Breather Plugs
- Self-Certified Class I, Division 2, Groups A, B, C, & D
- Suitable for 20:1 (3-60hz) Variable Torque; 5:1 (12-60hz) Constant Torque On Inverter Power

HP	RPM	Voltage	Frame	Catalog Number	List	Discount Symbol	SF	"C" Dim. (inches)	Ship Wt. (lbs)	Full Load Eff.	Full Load Amps	Notes
1 1/2	3600	230/460	143TC	CD32P1EC	\$711	DS-3CEW	1.15	14.2	60	84.0	3.9/1.9	105,G
	1800	230/460	145TC	CD32P2EC	\$686	DS-3CEW	1.15	14.2	80	86.5	4.1/2.1	105,G
2	3600	230/460	145TC	CD2P1EC	\$735	DS-3CEW	1.15	14.2	60	85.5	5/2.5	105,G
	1800	230/460	145TC	CD2P2EC	\$744	DS-3CEW	1.15	14.2	80	86.5	5.3/2.7	105,G
3	3600	230/460	182TC	CD3P1EC	\$872	DS-3CEW	1.15	17.2	90	86.5	8.2/4.1	105,G
	1800	230/460	182TC	CD3P2EC	\$839	DS-3CEW	1.15	17.2	110	89.5	7.8/3.9	105,G
5	3600	230/460	184TC	CD5P1EC	\$1,011	DS-3CEW	1.15	17.2	110	88.5	12.3/6.1	105,G
	1800	230/460	184TC	CD5P2EC	\$938	DS-3CEW	1.15	17.2	120	89.5	12.7/6.3	105,G
7 1/2	3600	230/460	213TC	CD7P1EC	\$1,228	DS-3CEW	1.15	20.4	160	89.5	18.1/9	105,G
	1800	230/460	213TC	CD7P2EC	\$1,185	DS-3CEW	1.15	20.4	180	91.7	19.1/9.6	105,G
10	3600	230/460	215TC	CD10P1EC	\$1,411	DS-3CEW	1.15	20.4	170	90.2	23.5/11.8	105,G
	1800	230/460	215TC	CD10P2EC	\$1,444	DS-3CEW	1.15	20.4	200	91.7	25.7/12.8	105,G

Note 105 208 Volt Suitable  
 Note G 60/50 Hz rated with no derate on HP; 230/460 volt 60 Hz ratings operate on 200/400 volt 50 Hz, 460V 60 Hz ratings operate on 400V 50 Hz; Full 60 & 50 Hz data on Nameplate

GENERAL PURPOSE UNIMOUNT™  
 GENERAL PURPOSE STEEL EDGE™  
 GENERAL PURPOSE HOSTILE DUTY  
 GENERAL PURPOSE CORRO-DUTY™  
 GENERAL PURPOSE 84 PLUS™  
 GENERAL PURPOSE OPEN DRI PROOF™  
 GENERAL PURPOSE HAZARDOUS LOCATION™  
 GENERAL PURPOSE AUTOMOTIVE DUTY™  
 COOLING TOWER DUTY™  
 HAZARDOUS LOCATION™  
 C-FACE MOTORS ALL TYPES™  
 VARIABLE SPEED MOTORS AND DRIVES™



## General Purpose Three Phase, Totally Enclosed Fan Cooled (TEFC) CORRO-DUTY® Premium Efficient C-Face

### APPLICATIONS:

For pulp & paper, mill & chemical and any other severe duty environments found in the process industries.



TCE

### FEATURES:

- Class F Insulation, Class B Rise At Full Load On 60 Hertz Sine Wave Power
- All Cast Iron Construction (Steel Frame & Fan Cover On 140 Frame)
- Corrosion Resistant Mill & Chemical Duty Paint
- Stainless Steel Nameplate (with "CE" Mark) & Zinc Plated Hardware
- Shaft Slinger On Pulley End For IP54 Protection
- Precision Balance (< 0.08 In/Sec Vibration)
- 40°C Ambient, NEMA®1 Design B Performance On 60 Hertz Sine Wave Power
- Regreasable Bearings 180 Frame & Up, Lifting Provisions 180 Frame & Up
- Double Shielded Bearings 140-210
- Oversized Conduit Box - 1 Size Larger Than NEMA®1 Standard
- Cast Iron Inner Bearing Caps (180 Frame & Larger)
- Field Convertible To F2 Mounting 180 Frame & Larger
- Condensation Drains With Threaded Brass Breather Plugs

HP	RPM	Voltage	Frame	Catalog Number	List	Discount Symbol	SF	"C" Dim. (inches)	Ship Wt. (lbs)	NEMA Nom. Eff.	Full Load Amps	Notes
1 1/2	3600	230/460	143TC	C32P1BC	\$742	DS-3CE	1.15	13.5	57	84.0	3.9/1.9	
	1800	230/460	145TC	C32P2BC	\$717	DS-3CE	1.15	13.5	72	86.5	4.3/2.1	
2	3600	230/460	145TC	C2P1BC	\$864	DS-3CE	1.15	13.5	72	86.5	4.9/2.4	
	1800	230/460	145TC	C2P2BC	\$777	DS-3CE	1.15	13.5	70	86.5	5.6/2.8	
3	3600	230/460	182TC	C3P1BC	\$960	DS-3CE	1.15	17.4	70	88.5	7.8/3.9	
	1800	230/460	182TC	C3P2BC	\$859	DS-3CE	1.00	17.4	100	89.5	7.8/3.9	
5	3600	230/460	184TC	C5P1BC	\$1,180	DS-3CE	1.15	17.4	110	88.5	12.2/6.1	
	1800	230/460	184TC	C5P2BC	\$983	DS-3CE	1.15	17.4	120	89.5	12.5/6.3	
7 1/2	3600	230/460	213TC	C7P1BC	\$1,460	DS-3CE	1.15	20.8	160	91.0	17.8/8.9	
	1800	230/460	213TC	C7P2BC	\$1,331	DS-3CE	1.15	20.8	160	91.7	18.6/9.3	
10	3600	230/460	215TC	C10P1BC	\$1,691	DS-3CE	1.15	20.8	185	91.0	23.5/11.8	
	1800	230/460	215TC	C10P2BC	\$1,584	DS-3CE	1.15	20.8	200	91.7	23.9/12	

# General Purpose Three Phase, Totally Enclosed Fan Cooled (TEFC) World Motor 841 Plus® NEMA®† Premium Efficient

## APPLICATIONS:

For constant speed and inverter duty applications in petro-chemical, pulp & paper, automotive, mining and waste treatment industries.

## FEATURES:

- Inverter Grade® Insulation System (Meets NEMA®† MG-1 Part 31)
- Class F Insulation, Class B Rise At Full Load (Sine Wave Power)
- All Cast Iron Construction
- Corrosion Resistant Mill & Chem Duty Paint (500 Hour Salt Spray Test)
- Stainless Steel Nameplate (with CE Mark) & Zinc Plated Hardware
- 40°C Ambient, NEMA®† Design B Performance (Sine Wave Power)
- VBXX®† Bearing Isolators By Inpro/Seal On Both Ends For IP55 Bearing Protection
- Same Size Regreaseable Open Bearings, Brass Breathers/Drains
- 5 Year Warranty (3 Years on Inverter Power)
- External Grounding Provision, Epoxy Coated Rotor
- 20:1 (3-60hz) Variable Torque; 5:1 (12-60hz) Constant Torque On Inverter Power
- Precision Balance (< 0.05 In/Sec Vibration)
- 1.15 SF On Sine Wave / 1.0 SF On Inverter Power
- Meets or Exceeds IEEE 841 Standard 2009
- Conversion Kits: C&D Flange, Drip Cover Kit, Shaft Grounding
- Self-Certified Class I, Division 2, Groups A, B, C, & D

## C-Face Footless

HP	RPM	Voltage	Frame	Catalog Number	List	Discount Symbol	SF	"C" Dim. (inches)	Ship Wt. (lbs)	Full Load Eff.	Full Load Amps	Notes
1	1800	460	143TC	8D1P2CCR	\$778	DS-841W	1.15	14.2	70	85.5	1.5	
	1200	460	145TC	8D1P3CCR	\$961	DS-841W	1.15	14.2	80	82.5	1.8	
1 1/2	3600	460	143TC	8D32P1CCR	\$805	DS-841W	1.15	14.2	65	84.0	1.9	
	1800	460	145TC	8D32P2CCR	\$817	DS-841W	1.15	14.2	80	86.5	2.1	
2	3600	460	145TC	8D2P1CCR	\$880	DS-841W	1.15	14.2	70	85.5	2.5	
	1800	460	145TC	8D2P2CCR	\$890	DS-841W	1.15	14.2	80	86.5	2.7	
	1200	460	184TCH	8D2P3CKR	\$1,227	DS-841W	1.15	17.2	110	88.5	3.1	
3	3600	460	182TCH	8D3P1CKR	\$993	DS-841W	1.15	17.2	90	86.5	4.1	
	1800	460	182TC	8D3P2CCR	\$954	DS-841W	1.15	17.2	110	89.5	3.9	
	1200	460	213TC	8D3P3CCR	\$1,503	DS-841W	1.15	20.4	180	89.5	4.3	
5	1800	460	184TC	8D5P2CCR	\$1,196	DS-841W	1.15	17.2	120	89.5	6.3	
	1800	460	184TCH	8D5P2CKR	\$1,196	DS-841W	1.15	17.2	120	89.5	6.3	
	1200	460	215TC	8D5P3CCR	\$2,004	DS-841W	1.15	20.4	190	89.5	7.1	
7 1/2	3600	460	213TC	8D7P1CCR	\$1,392	DS-841W	1.15	20.4	150	89.5	9	
	1800	460	213TC	8D7P2CCR	\$1,342	DS-841W	1.15	20.4	180	91.7	9.6	
10	3600	460	215TC	8D10P1CCR	\$1,602	DS-841W	1.15	20.4	170	90.2	11.8	
	1800	460	215TC	8D10P2CCR	\$1,640	DS-841W	1.15	20.4	190	91.7	12.8	

# General Purpose Three Phase, Totally Enclosed Fan Cooled (TEFC) 841 PLUS® NEMA®† Premium Efficient

**NEMA**  
Premium


CEF

## APPLICATIONS:

For constant speed and inverter duty applications in petro-chemical, pulp & paper, automotive, mining and waste treatment industries.

## FEATURES:

- INVERTER GRADE® Insulation System (Meets NEMA®† MG-1 Part 31)
- Class F Insulation, Class B Rise At Full Load (Sine Wave Power)
- All Cast Iron Construction
- Corrosion Resistant Mill & Chem Duty Paint (250 Hour Salt Spray Test)
- Stainless Steel Nameplate (with "CE" Mark) & Zinc Plated Hardware
- 40°C Ambient, NEMA®† Design B Performance (Sine Wave Power)
- VBXX®† Bearing Isolators By Inpro/Seal For IP55 Protection
- Same Size Regreasable Open Bearings & Internal Bearing Caps (180 Frame & Up)
- Cast Iron Inner Bearing Caps (180 Frame & Larger)
- 5 Year Warranty (3 Years on Inverter Power)
- External Grounding Provision, Epoxy Coated Rotor
- 20:1 Variable Torque; 5:1 Constant Torque On Inverter Power
- Precision Balance (< 0.05 In/Sec Vibration)
- 1.15 SF On Sine Wave / 1.0 SF On Inverter Power
- Meets or Exceeds IEEE 841 Standard 2009

## C-Face Footless

HP	RPM	Voltage	Frame	Catalog Number	List	Discount Symbol	SF	"C" Dim. (inches)	Ship Wt. (lbs)	NEMA Nom. Eff.	Full Load Amps	Notes
1	1800	460	143TC	8P1P2CCR	\$881	DS-841	1.15	13.5	65	85.5	1.5	
	1800	460	143TC	8P1P2CCR2	\$881	DS-841	1.15	13.5	65	85.5	1.5	
	1200	460	145TC	8P1P3CCR	\$1,164	DS-841	1.15	13.5	73	82.5	1.8	
1 1/2	3600	460	143TC	8P32P1CCR	\$971	DS-841	1.15	13.5	68	84.0	1.9	
	1800	460	145TC	8P32P2CCR	\$937	DS-841	1.15	13.5	73	86.5	2.1	
2	3600	460	145TC	8P2P1CCR	\$1,119	DS-841	1.15	13.5	73	85.5	2.5	
	1800	460	145TC	8P2P2CCR	\$1,003	DS-841	1.15	13.5	70	86.5	2.8	
	1800	460	145TC	8P2P2CCR2	\$1,003	DS-841	1.15	13.5	70	86.5	2.8	
	1200	460	184TCH	8P2P3CKR	\$1,350	DS-841	1.15	17.4	115	87.5	3.1	
3	3600	460	182TCH	8P3P1CKR	\$1,192	DS-841	1.15	17.4	100	87.5	3.9	
	1800	460	182TC	8P3P2CCR	\$1,064	DS-841	1.15	17.4	115	89.5	3.9	
	1200	460	213TC	8P3P3CCR	\$1,576	DS-841	1.15	20.8	165	89.5	4.4	
5	1800	460	184TC	8P5P2CCR	\$1,212	DS-841	1.00	17.4	110	89.5	6.3	
	1800	460	184TCH	8P5P2CKR	\$1,212	DS-841	1.15	17.4	110	90.2	6.3	
	1200	460	215TC	8P5P3CCR	\$2,199	DS-841	1.15	20.8	220	89.5	7	
7 1/2	3600	460	213TC	8P7P1CCR	\$1,702	DS-841	1.15	20.8	160	89.5	9.3	
	1800	460	213TC	8P7P2CCR	\$1,550	DS-841	1.15	20.8	160	91.0	9.2	
10	3600	460	215TC	8P10P1CCR	\$1,962	DS-841	1.15	20.8	185	91.0	11.8	
	1800	460	215TC	8P10P2CCR	\$1,837	DS-841	1.15	20.8	200	91.0	12	

# General Purpose Three Phase, Totally Enclosed Fan Cooled (TEFC) Div. 1 Hazardous Location Dual & Single Label, C-Face



EF, LF

## APPLICATIONS:

For pumps, fans, compressors, conveyors and tools located in hazardous locations as defined by Class and Group.

## FEATURES:

### For all Products Listed in this Section:

- UL® Listed & CSA® Certified
- Cast Iron Inner Bearing Caps (180 Frame and Larger)
- 40°C Ambient, NEMA® Design B Performance On 60 Hertz Sine Wave Power
- Regreasable Bearings 180 Frame & Up
- Lifting Provisions, 180 Frame & Up
- Conversion Kits: Cast Iron Fan Cover (180 Frame & Up)
- Sealed Bearings 56-140, Shielded 180 Frame & Up
- Class, Group & Temp Code as Noted Below

### For Catalog Numbers Beginning with "X" or "Y":

- Cast Iron Frame Except Where Noted
- Cast Iron End Brackets & Conduit Box
- Class F Insulation
- 1.00 Service Factor on 60 Hertz Sine Wave Power
- Stainless Steel Nameplate & Zinc Plated Hardware
- Shaft Slinger on Pulley End for IP54 Protection

### For Catalog Numbers Beginning with "XS":

- Aluminum End Brackets & Conduit Box
- Class B Insulation
- Steel Frame

## Footless

HP	RPM	Voltage	Frame	Catalog Number	Class I Group	Class II Group	Temp Code	List	Discount Symbol	"C" Dim. (inches)	Ship Wt. (lbs)	NEMA Nom. Eff.	Full Load Amps	Notes
1/3	1800	208-230/460 & 190/380	56C	XS13SA2DCR	CD	EFG	T3C	\$490	DS-3CXD	13.3	29	-	1.4-1.3/ 0.65&1.4/ 0.7	13,24
	1800	230/460	56C	Y13S2BCR	D	-	T2B	\$638	DS-3F	11.6	49	74.0	1.5/0.7	
1/2	1800	208-230/460	56C	XS12SA2DCR	CD	EFG	T3C	\$530	DS-3CXD	13.3	30	-	2.0-1.9/1.0	
	1800	230/460	56C	Y12S2BCR	D	-	T2B	\$672	DS-3F	11.6	48	77.0	1.7/0.9	
3/4	3600	208-230/460	56C	XS34S1ACR	CD	EFG	T3C	\$630	DS-3CXD	13.3	32	-	2.7-2.6/1.3	
	1800	208-230/460	56C	XS34SA2ACR	CD	EFG	T3C	\$601	DS-3CXD	14.3	32	-	2.8-2.9/1.4	13,24
	1800	230/460	56C	Y34S2BCR	D	-	T2B	\$708	DS-3F	11.6	55	78.5	2.7/1.3	
1	1800	208-230/460	143TC	XS1P2ACR	CD	EFG	T3C	\$760	DS-3CXD	15.3	42	85.5	3.3-3.3/1.6	
	1800	208-230/460	56C	XS1PA2ACR	CD	EFG	T3C	\$800	DS-3CXD	14.8	40	85.5	3.2-3.1/1.5	13,24
	1800	230/460	143TC	X1P2BCR	D	FG	T3B	\$779	DS-3CXD	13.3	60	85.5	3/1.5	
1 1/2	1800	208-230/460	143TC	XS32P2ACR	CD	EFG	T3C	\$838	DS-3CXD	15.8	50	86.5	4.9-4.8/2.4	
	1800	230/460	145TC	X32P2BCR	D	FG	T3B	\$852	DS-3CXD	13.3	75	86.5	4.3/2.1	
2	1800	208-230/460	145TC	XS2P2ACR	CD	EFG	T3C	\$910	DS-3CXD	15.8	45	86.5	6.2-6.0/3.0	
	1800	230/460	145TC	X2P2BCR	D	FG	T3B	\$925	DS-3CXD	13.3	75	86.5	5.2/2.6	
3	1800	230/460	182TC	X3P2BCR	D	FG	T3B	\$1,066	DS-3CXD	16.3	105	89.5	7.7/3.8	
5	1800	230/460	184TC	X5P2BCR	D	FG	T3B	\$1,216	DS-3CXD	16.3	118	89.5	12.5/6.2	
7 1/2	1800	230/460	213TC	X7P2BCR	D	FG	T3B	\$1,604	DS-3CXD	20.0	160	91.7	18.6/9.3	
10	1800	230/460	215TC	X10P2BCR	D	FG	T3B	\$1,906	DS-3CXD	20.0	190	91.7	23.9/12	
15	1800	230/460	254TC	X15P2BCR	D	FG	T3B	\$2,557	DS-3CXD	25.6	316	92.4	37/18.3	

Note 13 Steel Frame Construction

Note 24 Automatic Reset Thermal Protector Overload

# General Purpose Single Phase, Div.1 Hazardous Location Class I (Group C&D), Class II (Group E, F, & G)



## APPLICATIONS:

For use on air compressors, pumps, conveyors, blowers and general industrial equipment located in hazardous areas.

## FEATURES:

- UL®† Listed & CSA®† Certified
- Temperature Code T3C
- Class B Insulation
- Continuous Duty
- Totally Enclosed Fan Cooled Except Where Noted
- 40°C Ambient Rated
- F1 Assembly
- Automatic Reset Thermal Protector Overload

## C-Face Footless

HP	RPM	Voltage	Frame	Catalog Number	List	Discount Symbol	SF	"C" Dim. (inches)	Ship Wt. (lbs)	Full Load Amps	Notes
1/4	1800	115/208-230&110/220	56C	XS14CA2JCR	\$482	DS-3FMP	1.00	11.9	32	5.1/2.5-2.5 & 5.6/2.8	28
1/3	3600	115/208-230	56C	XS13CA1JCR	\$614	DS-3FMP	1.00	13.3	29	8.0 / 3.6 - 4.0	
	1800	115/208-230	56C	XS13CA2JCR	\$537	DS-3FMP	1.00	12.8	32	6.8/3.3-3.4	
1/2	3600	115/208-230	56C	XS12CA1JCR	\$681	DS-3FMP	1.00	13.3	29	8.8/4.1-4.4	
	1800	115/208-230	56C	XS12CA2JCR	\$563	DS-3FMP	1.00	13.8	32	9.8/4.9-4.9	
3/4	3600	115/208-230	56C	XS34CA1JCR	\$728	DS-3FMP	1.00	13.3	32	10.4 / 5.3-5.2	
	1800	115/208-230	56C	XS34CA2JCR	\$630	DS-3FMP	1.00	14.3	32	12.6/6.3-6.3	
1	3600	115/208-230	56C	XS1CA1JCR	\$784	DS-3FMP	1.00	14.3	42	12.0/6.3-6.0	
	1800	115/208-230	56C	XS1CA2JCR	\$675	DS-3FMP	1.00	14.8	44	14.0/6.9-7.0	


## Footed

HP	RPM	Voltage	Frame	Catalog Number	List	Discount Symbol	SF	"C" Dim. (inches)	Ship Wt. (lbs)	Full Load Amps	Notes
1/4	1800	115/208-230&110/220	56	XS14CA2J	\$482	DS-3FMP	1.00	12.5	32	5.1/2.5-2.5&5.6/2.8	28
	1200	115/230	56	XS14CA3P	\$706	DS-3FMP	1.00	13.0	32	6.8/3.4	
1/3	3600	115/208-230	56	XS13CA1J	\$560	DS-3FMP	1.00	13.2	29	8.0/3.6-4.0	
	1800	115/208-230	56	XS13CA2J	\$512	DS-3FMP	1.00	12.7	32	6.8/3.3-3.4	
	1200	115/230	56	XS13CA3P	\$912	DS-3FMP	1.00	12.7	32	7.2/3.6	
1/2	3600	115/208-230	56	XS12CA1J	\$608	DS-3FMP	1.00	13.2	29	8.8/4.1-4.4	
	1800	115/208-230	56	XS12CA2J	\$563	DS-3FMP	1.00	13.2	32	9.8/4.9-4.9	
	1200	115/230	56H	XS12CA3P	\$1,053	DS-3FMP	1.00	14.2	32	10.0/5.0	
3/4	3600	115/208-230	56	XS34CA1J	\$686	DS-3FMP	1.00	13.2	32	10.4/5.3-5.2	
	1800	115/208-230	56	XS34CA2J	\$630	DS-3FMP	1.00	13.7	32	12.6/6.3-6.3	
1	3600	115/208-230	56	XS1CA1J	\$608	DS-3FMP	1.00	14.2	41	12.0/6.3-6.0	
	1800	115/208-230	56H	XS1CA2JH	\$714	DS-3FMP	1.00	14.2	32	14.0/6.9-7.0	

Note 28 TENV Enclosure



# Painted Washdown Three Phase, Totally Enclosed, C-Face



## APPLICATIONS:

Suitable for food processors, canners, meat packers, bakeries, dairies, drug and cosmetic manufacturers for sanitary, easily cleaned motors.

## FEATURES:

- Class F Insulation, Class B Rise At Full Load On 60 Hertz Sine Wave Power
- BISSC<sup>®†</sup> Certified, Smooth Design For Easy Cleaning
- USDA<sup>®†</sup> Approved Non-Toxic White Epoxy Paint
- Moisture Resistant Gasketed Conduit Box With NPT Lead Holes
- V-Ring Rotating Shaft Seals
- Full 50 & 60 Hertz Operating Data On Nameplate (180-210 Frame)
- 40°C Ambient, NEMA<sup>®†</sup> Design B Performance On 60 Hertz Sine Wave Power
- Removable Drain Plugs (180 & 210 Frames)
- Double Contact Sealed Ball Bearings
- Internal Corrosion Protection On Rotor, Stator, Winding & Frame
- Double Dip & Bake On Winding
- 303 Stainless Steel Shaft, F1 Assembly Position
- Stainless Steel Nameplate
- Totally Enclosed Fan Cooled (TEFC) Except Where Noted
- Multiple Stainless Steel T-Type Drains (56 & 140 Frame)
- Refer to Page vii for Suitability of IHP Motors on Variable Frequency Drives

## C-Face Footed

HP	RPM	Voltage	Frame	Catalog Number	List	Discount Symbol	SF	"C" Dim. (inches)	Ship Wt. (lbs)	NEMA Nom. Eff.	Full Load Amps	Notes
1/2	3600	208-230/460	56C	WD12S1AC	\$521	DS-3WD	1.15	11.8	32	75.5	1.8-1.6/0.8	28, NNP
	1800	208-230/460	56C	WD12S2AC	\$600	DS-3WD	1.15	11.3	26	82.5	1.9-1.8 / 0.9	28, NNP
	1200	208-230/460	56C	WD12S3AC	\$768	DS-3WD	1.15	11.3	32	82.5	2.2-2.2/1.1	28, NNP
3/4	3600	208-230/460	56C	WD34S1AC	\$588	DS-3WD	1.15	11.8	32	75.5	2.4-2.2 / 1.1	28, NNP
	1800	208-230/460	56C	WD34S2AC	\$695	DS-3WD	1.15	12.3	26	82.1	2.6-2.4/1.2	28, NNP
	1200	208-230/460	56C	WD34S3AC	\$938	DS-3WD	1.00	12.3	22	82.0	3.2/1.6	28, NNP,LA
1	3600	208-230/460	56C	WD1P1AC	\$695	DS-3WD	1.15	12.3	32	77.0	3.4-3.2 / 1.6	28
	1800	208-230/460	143TC	WD1P2A14C	\$926	DS-3WD	1.15	12.8	26	85.5	3.4-3.3/1.8	
	1800	208-230/460	143TC	WD1S2A14C	\$781	DS-3WD	1.15	12.8	26	77.4	3.4-3.3/1.7	28, NNP,LA
	1800	208-230/460	56C	WD1P2AC	\$870	DS-3WD	1.15	12.3	26	85.5	3.4-3.3/1.8	
	1200	208-230/460	56C	WD1S3AC	\$928	DS-3WD	1.15	12.8	32	82.5	3.8-3.8/1.8	28, NNP
1 1/2	3600	208-230/460	56C	WD32P1AC	\$761	DS-3WD	1.15	12.8	32	84.0	4.3-4.1/2.1	28
	1800	208-230/460	145TC	WD32P2A14C	\$815	DS-3WD	1.00	14.3	26	86.5	4.6-4.4/2.2	28
	1800	208-230/460	56HC	WD32P2ACH	\$753	DS-3WD	1.00	14.3	47	86.5	4.6-4.4/2.2	28
2	3600	208-230/460	56HC	WD2P1AHC	\$970	DS-3WD	1.15	13.9	42	85.5	6.0-5.6/2.8	
	3600	208-230/440	56HC	WD2S1AHC	\$843	DS-3WD	1.15	13.3	32	80.0	6.0-5.4 / 2.7	NNP,LA
	3600	208-230/460	145TC	WD2P1A14C	\$780	DS-3WD	1.15	13.9	35	85.5	5.4-4.9/2.5	
	1800	208-230/460	56HC	WD2P2AHC	\$991	DS-3WD	1.00	15.0	46	86.5	6.2-6.0/3.0	
	1800	208-230/460	145TC	WD2P2A14C	\$1,206	DS-3WD	1.00	14.9	48	86.5	6.2-6.0/3.0	
	1200	208-230/460	184TC	WD2P3DC	\$1,950	DS-3WD	1.15	16.8	80	88.5	6.4-6.2/3.1	
3	3600	208-230/460	145TC	WD3P1A14C	\$1,229	DS-3WD	1.15	13.9	76	86.5	8.1-7.2/3.6	14
	3600	208-230/460	182TC	WD3P1DC	\$1,477	DS-3WD	1.15	18.8	73	88.5	8.1-7.4/3.7	
	1800	208-230/460	182TC	WD3P2DC	\$1,477	DS-3WD	1.15	16.8	58	89.5	8.2-7.6/3.8	03
	1200	208-230/460	213TC	WD3P3DC	\$2,250	DS-3WD	1.15	19.4	117	90.2	9-8.3/4.2	
5	3600	208-230/460	184TC	WD5P1DC	\$1,674	DS-3WD	1.15	18.8	85	89.5	13.3-11.8/5.9	
	1800	208-230/460	184TC	WD5P2DC	\$1,581	DS-3WD	1.15	16.8	87	89.5	13.5-12.5/6.2	03
	1200	208-230/460	215TC	WD5P3DC	\$2,346	DS-3WD	1.15	20.4	128	89.5	15-14.1/7	
7 1/2	3600	208-230/460	184TC	WD7P1AFC	\$2,041	DS-3WD	1.15	18.8	103	90.2	19.7-17.3/8.7	14
	3600	208-230/460	213TC	WD7P1DC	\$2,041	DS-3WD	1.15	21.4	137	91.0	19.7-17.4/8.7	
	1800	208-230/460	213TC	WD7P2DC	\$1,961	DS-3WD	1.15	19.4	140	91.7	20-18.2/9.1	03
10	3600	208-230/460	215TC	WD10P1DC	\$2,283	DS-3WD	1.15	21.4	145	91.0	26.1-23.1/11.6	
	1800	208-230/460	215TC	WD10P2DC	\$2,038	DS-3WD	1.15	20.4	128	91.7	26.5-23.9/11.9	03
15	3600	208-230/460	215TC	WD15P1DFC	\$3,302	DS-3WD	1.15	21.4	154	93.0	38-35/17.4	14

Note 03 60/50 Hertz rated with no derate on HP; 230/460 volt 60 Hz ratings operate on 190/380 volt 50 Hz, 460V 60 Hz ratings operate on 380V 50 Hz; Full 60 & 50 Hz data on Nameplate

Note 14 NEMA<sup>®†</sup> Design A

Note 28 TENV Enclosure

Note LA Limited Availability  
Note NNP Non-NEMA<sup>®†</sup> Premium

## Painted Washdown Three Phase, Totally Enclosed



The Slicker™

### APPLICATIONS:

Suitable for food processors, canners, meat packers, bakeries, dairies, drug and cosmetic manufacturers for sanitary, easily cleaned motors.

### FEATURES:

- Class F Insulation, Class B Rise At Full Load On 60 Hertz Sine Wave Power
- BISSC® Certified, Smooth Design For Easy Cleaning
- USDA® Approved Non-Toxic White Epoxy Paint
- Moisture Resistant Gasketed Conduit Box With NPT Lead Holes
- V-Ring Rotating Shaft Seals
- Full 50 & 60 Hertz Operating Data On Nameplate (180-210 Frame)
- 40°C Ambient, NEMA® Design B Performance On 60 Hertz Sine Wave Power
- Removable Drain Plugs (180 & 210 Frames)
- Double Contact Sealed Ball Bearings
- Internal Corrosion Protection On Rotor, Stator, Winding & Frame
- Double Dip & Bake On Winding
- 303 Stainless Steel Shaft, F1 Assembly Position
- Stainless Steel Nameplate
- Totally Enclosed Fan Cooled (TEFC) Except Where Noted
- Multiple Stainless Steel T-Type Drains (56 & 140 Frame)
- Refer to Page vii for Suitability of IHP Motors on Variable Frequency Drives

### C-Face Footless

HP	RPM	Voltage	Frame	Catalog Number	List	Discount Symbol	SF	"C" Dim. (inches)	Ship Wt. (lbs)	NEMA Nom. Eff.	Full Load Amps	Notes
1/3	1800	208-230/460	56C	WD13S2ACR	\$540	DS-3WD	1.35	11.3	26	80.0	1.9-1.8/0.9	28,NNP
1/2	1800	208-230/460	56C	WD12S2ACR	\$596	DS-3WD	1.15	11.3	26	-	1.9-1.8/0.9	28,NNP
3/4	1800	208-230/460	56C	WD34S2ACR	\$689	DS-3WD	1.15	12.3	26	82.5	2.6-2.4/1.2	28,NNP
1	3600	208-230/460	56C	WD1P1ACR	\$590	DS-3WD	1.15	12.3	32	77.0	3.4-3.2 / 1.6	28
	1800	208-230/460	143TC	WD1E2A14CR	\$722	DS-3WD	1.15	12.8	26	82.5	3.4-3.3/1.7	28,NNP,LA
	1800	208-230/460	143TC	WD1P2A14CR	\$920	DS-3WD	1.15	12.8	26	85.5	3.4-3.3/1.8	
	1800	208-230/460	56C	WD1P2ACR	\$864	DS-3WD	1.15	12.3	26	85.5	3.4-3.3/1.8	28
1 1/2	3600	208-230/460	56C	WD32P1ACR	\$770	DS-3WD	1.15	12.8	32	84.0	4.3-4.1/2.1	28
	1800	208-230/460	56C	WD32P2ACR	\$751	DS-3WD	1.00	14.4	26	86.5	4.6-4.4/2.2	28
	1800	230/460	145TC	WD32P2A14CR	\$751	DS-3WD	1.00	14.4	26	86.5	4.4/2.2	28
2	3600	208-230/460	56C	WD2P1ACR	\$964	DS-3WD	1.15	13.8	38	85.5	5.1-5.1/2.6	
	3600	208-230/460	56C	WD2S1ACR	\$896	DS-3WD	1.15	12.8	32	80.0	6.0-5.4/2.7	NNP,LA
	1800	208-230/460	145TC	WD2P2A14CR	\$1,287	DS-3WD	1.00	14.4	26	86.5	6.2-6.0/3.0	
	1800	208-230/460	56C	WD2P2ACR	\$985	DS-3WD	1.00	14.9	46	86.5	6.2-6.0/3.0	
3	3600	208-230/460	56C	WD3P1ACR	\$1,185	DS-3WD	1.15	14.4	32	86.5	7.9-6.7/3.4	
	1800	208-230/460	145TC	WD3E2A14CR	\$1,055	DS-3WD	1.00	14.9	38	87.5	9.5-9.2/4.6	28,NNP,LA
	1800	208-230/460	182TC	WD3P2DCR	\$1,477	DS-3WD	1.15	16.8	58	89.5	8.2-7.6/3.8	03
5	1800	208-230/460	184TC	WD5P2DCR	\$1,581	DS-3WD	1.15	16.8	87	89.5	13.5-12.5/6.2	03
7 1/2	1800	208-230/460	213TC	WD7P2DCR	\$1,961	DS-3WD	1.15	19.4	117	91.7	20-18.2/9.1	03
10	1800	208-230/460	215TC	WD10P2DCR	\$2,038	DS-3WD	1.15	20.4	128	91.7	26.5-23.9/11.9	03

Note 03 60/50 Hz rated with no derate on HP; 230/460 volt 60 Hz ratings operate on 190/380 volt 50 Hz, 460V 60 Hz ratings operate on 380V 50 Hz; Full 60 & 50 Hz data on Nameplate  
 Note 28 TENV Enclosure  
 Note LA Limited Availability  
 Note NNP Non-NEMA® Premium

# Paint Free Washdown Three Phase, Totally Enclosed, C-Face



## APPLICATIONS:

Suitable for food processors, canners, meat packers, bakeries, dairies, drug and cosmetic manufacturers for sanitary, easily cleaned motors.

## FEATURES:

- INVERTER GRADE<sup>®</sup> INSULATION SYSTEM (MEETS NEMA<sup>®</sup> MG-1 PART 31)
- BISSC<sup>®</sup> Certified
- VBX<sup>®</sup> Bearing Isolators By Inpro/Seal On Drive End (Both Ends On 180-210 Frame)
- 303 Stainless Steel Shaft
- Multiple Stainless Steel T-type drains
- Double Contact Sealed Ball Bearings
- Laser-Etched Oversized Nameplate
- Totally Enclosed Fan Cooled (TEFC) Except Where Noted
- RTV-Sealed Lead Exit
- Moisture Resistant Gasketed Conduit Box With NPT Lead Holes
- Stainless Steel Frame
- Easy to Read Connection Leads
- Rust Inhibitor on Rotor
- 40°C Ambient, NEMA<sup>®</sup> Design B
- Refer to Page viii for Suitability of IHP Motors on Variable Frequency Drives

## Footed

HP	RPM	Voltage	Frame	Catalog Number	List	Discount Symbol	SF	"C" Dim. (inches)	Ship Wt. (lbs)	Full Load Amps	Notes
1/2	1800	208-230/460	56HC	WDP12S2AHC	\$774	DS-3WD	1.15	12.8	36	2.0-1.9/0.9	28,NNP
3/4	1800	208-230/460	56HC	WDP34S2AHC	\$895	DS-3WD	1.15	12.8	31	2.8-2.7/1.3	28,NNP
1	1800	208-230/460	145TC	WDP1S2AC	\$926	DS-3WD	1.15	14.3	44	3.5-3.4/1.7	28,NNP,LA
	1800	208-230/460 & 190/380	145TC	WDP1P2AC	\$1,111	DS-3WD	1.15	14.3	44	3.5-3.4/1.7	
	1800	208-230/460 & 190/380	56HC	WDP1P2AHC	\$1,111	DS-3WD	1.15	14.3	31	3.5-3.4/1.7	
1 1/2	1800	208-230/460 & 190/380	145TC	WDP32P2ACR	\$1,160	DS-3WD	1.00	14.3	46	4.9-4.8/2.4	
2	1800	208-230/460	145TC	WDP2P2AC	\$1,421	DS-3WD	1.00	14.9	51	6.2-6.0/3.0	
	1800	208-230/460	56HC	WDP2P2AHC	\$1,421	DS-3WD	1.15	14.5	52	7.0-7.0/3.5	
3	1800	208-230/460	182TC	WDP3P2AC	\$1,932	DS-3WD	1.15	18.5	55	8.7-7.6/3.8	
5	1800	208-230/460	184TC	WDP5P2AC	\$2,132	DS-3WD	1.15	18.5	76	13.6-12.3/6.1	
7 1/2	1800	208-230/460	213TC	WDP7P2AC	\$2,568	DS-3WD	1.15	21.2	117	19.9-18.1/9	
10	1800	208-230/460	215TC	WDP10P2AC	\$2,737	DS-3WD	1.15	21.2	125	26.5-23.8/11.9	

## Footless

HP	RPM	Voltage	Frame	Catalog Number	List	Discount Symbol	SF	"C" Dim. (inches)	Ship Wt. (lbs)	Full Load Amps	Notes
1/2	1800	208-230/460	56C	WDP12S2ACR	\$766	DS-3WD	1.15	12.8	31	2.0-1.9/0.9	28,NNP
	1200	208-230/460	56C	WDP12S3DCR	\$784	DS-3WD	1.15	12.8	32	2.2-2.2/1.1	28,NNP
3/4	1800	208-230/460	56C	WDP34S2ACR	\$887	DS-3WD	1.15	12.8	51	2.8-2.7/1.3	28,NNP
1	1800	208-230/460	145TC	WDP1P2ACR	\$1,160	DS-3WD	1.15	14.3	43	3.5-3.4/1.7	28
	1800	208-230/460	56C	WDP1P2DFCR	\$1,102	DS-3WD	1.15	14.3	30	3.5-3.4/1.7	
	1200	208-230/460	56C	WDP1S3DCR	\$964	DS-3WD	1.15	13.8	32	4.7-4.8/2.4	28,NNP,LA
1 1/2	1800	208-230/460	56C	WDP32P2DFCR	\$1,152	DS-3WD	1.00	14.3	50	4.9-4.8/2.4	
2	1800	208-230/460	145TC	WDP2P2ACR	\$1,490	DS-3WD	1.00	14.9	51	6.2-6.0/3.0	

Note 28 TENV Enclosure  
 Note LA Limited Availability  
 Note NNP Non-NEMA<sup>®</sup> Premium

GENERAL PURPOSE UNIMOUNT<sup>™</sup>  
 GENERAL PURPOSE STEEL EDGE<sup>™</sup>  
 GENERAL PURPOSE HOSTILE DUTY  
 GENERAL PURPOSE CORRO-DUTY<sup>™</sup>  
 GENERAL PURPOSE 84 PLUS<sup>™</sup>  
 GENERAL PURPOSE OPEN DRIPPROOF  
 GENERAL PURPOSE HAZARDOUS LOCATION  
 GENERAL PURPOSE AUTOMOTIVE DUTY  
 COOLING TOWER DUTY  
 HAZARDOUS LOCATION  
 C-FACE MOTORS ALL TYPES  
 VARIABLE SPEED MOTORS AND DRIVES

GENERAL PURPOSE  
UNIMOUNT®GENERAL PURPOSE  
STEEL EDGE™GENERAL PURPOSE  
HOSTILE DUTYGENERAL PURPOSE  
CORRO-DUTY™GENERAL PURPOSE  
841 PLUS®GENERAL PURPOSE  
OPEN DRIPPROOFGENERAL PURPOSE  
HAZARDOUS LOCATIONGENERAL PURPOSE  
AUTOMOTIVE DUTYCOOLING TOWER  
DUTYHAZARDOUS  
LOCATIONC-FACE MOTORS  
ALL TYPESVARIABLE SPEED  
MOTORS AND DRIVES

# All Stainless Steel Washdown Three Phase Totally Enclosed, C-Face



The Silver  
Bullet

## APPLICATIONS:

Suitable for food processors, canners, meat packers, bakeries, dairies, drug and cosmetic manufacturers for sanitary, easily cleaned motors.

## FEATURES:

- All Stainless Steel External Construction
- 40°C Ambient, NEMA® Design B
- INVERTER GRADE® Insulation System (Meets NEMA® MG-1 Part 31)
- 303 Stainless Steel Shaft
- Multiple Stainless Steel T-type Drains
- Totally Enclosed Fan Cooled (TEFC) Except Where Noted
- Rust Inhibitor on Rotor
- BISSC® Certified
- VBX® Bearing Isolators by Inpro/Seal On Drive End
- Double Sealed Ball Bearings
- Laser-Etched Oversized Nameplate
- RTV-Sealed Lead Exit Holes
- Moisture Resistant Gasketed Conduit Box With NPT Lead Holes
- Easy to Read Connection Leads

## Footed

HP	RPM	Voltage	Frame	Catalog Number	List	Discount Symbol	SF	"C" Dim. (inches)	Ship Wt. (lbs)	Full Load Eff.	Full Load Amps	Notes
1/2	3600	208-230/460	56HC	WDS12S1AHC	\$1,341	DS-3WD	1.15	11.9	34	77.0	1.6-1.5/0.8	28,NNP
	1800	208-230/460	56HC	WDS12S2AHC	\$1,405	DS-3WD	1.15	11.9	34	78.5	1.8-1.9/1	28,NNP
3/4	3600	208-230/460	56HC	WDS34S1AHC	\$1,345	DS-3WD	1.15	11.9	39	81.5	2.2-2.1/1	28,NNP
	1800	208-230/460	56HC	WDS34S2AHC	\$1,493	DS-3WD	1.15	11.9	38	82.5	2.4-2.4/1.2	28,NNP
1	3600	208-230/460	56	WDS1P1AHC	\$1,482	DS-3WD	1.15	11.9	35	84.0	2.8-2.6/1.3	28
	3600	208-230/460	56HC	WDS1S1AHC	\$1,408	DS-3WD	1.15	11.9	42	84.0	2.8-2.6/1.3	28,NNP,LA
	1800	208-230/460	143TC	WDS1E2AC	\$1,453	DS-3WD	1.15	11.9	39	85.5	3.1-2.9/1.4	28,NNP,LA
	1800	208-230/460	143TC	WDS1P2AC	\$1,529	DS-3WD	1.15	11.9	36	85.5	3.1-2.9/1.4	28
	1800	208-230/460	56	WDS1P2AHC	\$1,529	DS-3WD	1.15	11.9	35	85.5	3.1-2.9/1.4	28
	1800	208-230/460	56HC	WDS1S2AHC	\$1,453	DS-3WD	1.15	11.9	39	85.5	3.1-2.9/1.4	28,NNP,LA
1 1/2	3600	208-230/460	145TC	WDS32P1AC	\$1,588	DS-3WD	1.15	13.2	42	84.0	4.2-3.8/1.9	
	3600	208-230/460	56	WDS32P1AFHC	\$1,588	DS-3WD	1.15	11.9	35	86.5	4-3.6/1.8	28
	3600	208-230/460	56HC	WDS32S1AFHC	\$1,509	DS-3WD	1.15	11.9	53	86.5	4-3.6/1.8	28,NNP,LA
	1800	208-230/460	145TC	WDS32P2AC	\$1,538	DS-3WD	1.15	13.2	46	86.5	4.3-4.1/2.1	
	1800	208-230/460	56	WDS32P2AFHC	\$1,538	DS-3WD	1.15	11.9	35	86.5	4.4-4.1/2.1	28
	1800	208-230/460	56HC	WDS32S2AFHC	\$1,461	DS-3WD	1.15	11.9	57	86.5	4.4-4.1/2.1	28,NNP,LA
2	3600	208-230/460	145TC	WDS2P1AC	\$1,910	DS-3WD	1.15	13.2	50	86.5	5.3-4.9/2.4	
	3600	208-230/460	56HC	WDS2P1AFHC	\$1,727	DS-3WD	1.15	13.2	50	86.5	5.3-4.9/2.4	
	1800	208-230/460	145TC	WDS2P2AC	\$1,909	DS-3WD	1.15	13.2	46	86.5	5.8-5.4/2.7	
	1800	208-230/460	56HC	WDS2P2AFHC	\$1,813	DS-3WD	1.15	13.2	61	86.5	5.8-5.4/2.7	
3	3600	208-230/460	145TC	WDS3P1A14C	\$2,294	DS-3WD	1.15	13.2	55	87.5	8.1-7.2/3.6	14
	3600	208-230/460	182TC	WDS3P1AC	\$2,473	DS-3WD	1.15	13.2	73	88.5	8.1-7.4/3.7	
	1800	208-230/460	182TC	WDS3P2AC	\$2,270	DS-3WD	1.15	18.5	58	89.5	8.3-7.6/3.8	
5	3600	208-230/460	184TC	WDS5P1AC	\$2,607	DS-3WD	1.15	18.5	85	89.5	13.3-11.8/5.9	
	1800	208-230/460	184TC	WDS5P2AC	\$2,505	DS-3WD	1.15	18.5	75	89.5	13.6-12.3/6.1	
7 1/2	3600	208-230/460	213TC	WDS7P1AC	\$3,054	DS-3WD	1.15	21.2	137	91.0	19.7-17.4/8.7	
	1800	208-230/460	213TC	WDS7P2AC	\$3,116	DS-3WD	1.15	21.2	117	91.7	19.9-18.1/9	
10	3600	208-230/460	215TC	WDS10P1AC	\$3,433	DS-3WD	1.15	21.2	145	91.0	26.1-23.1/11.6	
	1800	208-230/460	215TC	WDS10P2AC	\$3,426	DS-3WD	1.15	21.2	128	91.7	26.5-23.8/11.9	

## Footless

HP	RPM	Voltage	Frame	Catalog Number	List	Discount Symbol	SF	"C" Dim. (inches)	Ship Wt. (lbs)	Full Load Eff.	Full Load Amps	Notes
1/2	3600	208-230/460	56C	WDS12S1ACR	\$1,314	DS-3WD	1.15	11.9	34	77.0	1.6-1.5/0.8	28,NNP
	1800	208-230/460	56C	WDS12S2ACR	\$1,377	DS-3WD	1.15	11.9	37	78.5	1.8-1.9/1	28,NNP
3/4	3600	208-230/460	56C	WDS34S1ACR	\$1,318	DS-3WD	1.15	11.9	39	81.5	2.2-2.1/1	28,NNP
	1800	208-230/460	56C	WDS34S2ACR	\$1,463	DS-3WD	1.15	11.9	41	82.5	2.4-2.4/1.2	28,NNP
1	3600	208-230/460	56C	WDS1P1ACR	\$1,453	DS-3WD	1.15	11.9	35	84.0	2.8-2.6/1.3	28
	3600	208-230/460	56C	WDS1S1ACR	\$1,380	DS-3WD	1.15	11.9	42	84.0	2.8-2.6/1.3	28,NNP,LA
	1800	208-230/460	143TC	WDS1P2ACR	\$1,496	DS-3WD	1.15	11.9	36	85.5	3.1-2.9/1.4	28
	1800	208-230/460	56C	WDS1P2AFCR	\$1,496	DS-3WD	1.15	11.9	35	85.5	3.1-2.9/1.4	28
1 1/2	3600	208-230/460	145TC	WDS32P1ACR	\$1,564	DS-3WD	1.15	13.2	42	84.0	4.2-3.8/1.9	
	3600	208-230/460	56C	WDS32P1AFCR	\$1,564	DS-3WD	1.15	11.9	35	86.5	4-3.6/1.8	28
	3600	208-230/460	56C	WDS32S1AFCR	\$1,486	DS-3WD	1.15	11.9	53	86.5	4-3.6/1.8	28,NNP,LA
	1800	208-230/460	145TC	WDS32P2ACR	\$1,506	DS-3WD	1.15	13.2	47	86.5	4.4-4.1/2.1	
1800	208-230/460	56C	WDS32P2AFCR	\$1,506	DS-3WD	1.15	13.1	35	86.5	4.3-4.1/2.1		
	3600	208-230/460	145TC	WDS2P1ACR	\$1,891	DS-3WD	1.15	13.2	50	86.5	5.3-4.9/2.4	
1800	208-230/460	145TC	WDS2P2ACR	\$1,890	DS-3WD	1.15	13.2	47	86.5	5.8-5.4/2.7		
	1800	208-230/460	56C	WDS2P2AFCR	\$1,890	DS-3WD	1.15	13.1	35	86.5	5.8-5.4/2.7	
3	3600	208-230/460	145TC	WDS3P1ACR	\$2,448	DS-3WD	1.15	13.2	55	87.5	8.1-7.2/3.6	14
	1800	208-230/460	182TC	WDS3P2ACR	\$2,247	DS-3WD	1.15	18.5	58	89.5	8.3-7.6/3.8	
5	3600	208-230/460	184TC	WDS5P1ACR	\$2,581	DS-3WD	1.15	18.5	82	89.5	13.3-11.8/5.9	
	1800	208-230/460	184TC	WDS5P2ACR	\$2,480	DS-3WD	1.15	18.5	75	89.5	13.6-12.3/6.1	

Note 14 NEMA Design A  
Note 28 TENV Enclosure

Note LA Limited Availability  
Note NNP Non-NEMA® Premium

# Painted Washdown Single Phase, Totally Enclosed, C-Face



The Slicker™

## APPLICATIONS:

Suitable for food processors, canners, meat packers, bakeries, dairies, drug and cosmetic manufacturers for sanitary, easily cleaned motors.

## FEATURES:

- Class F Insulation
- BISSC®† Certified, Smooth Design For Easy Cleaning
- USDA®† Approved Non-Toxic White Epoxy Paint
- V-Ring Rotating Lip Seal On Shaft End
- F1 Assembly Position
- Double Contact Sealed Ball Bearings
- Reversible Rotation
- Internal Corrosion Protection On Rotor, Stator, Winding & Frame
- Stationary Grease Seal On Both Ends
- 303 Stainless Steel Shaft
- Moisture Resistant Gasketed Conduit Box With NPT Lead Holes
- Totally Enclosed Fan Cooled (TEFC) Except Where Noted
- Multiple Stainless Steel T-type Drains
- Automatic Reset Thermal Overload Protector on Yoke Mount Fan Motors

## Footed

HP	RPM	Voltage	Frame	Catalog Number	List	Discount Symbol	SF	"C" Dim. (inches)	Ship Wt. (lbs)	Full Load Amps	Notes
1/2	3600	115/208-230	56C	WD12C1JC	\$523	DS-3WD	1.15	11.8	32	7.3/3.9-3.7	28
	1800	115/208-230	56C	WD12C2JC	\$537	DS-3WD	1.15	12.8	26	9.5/4.6-4.8	25
3/4	3600	115/208-230	56C	WD34C1JC	\$538	DS-3WD	1.15	12.3	30	9.7/5.3-4.9	28
	1800	115/208-230	56C	WD34C2JC	\$611	DS-3WD	1.15	13.3	32	12.8/6.4-6.5	
1	3600	115/208-230	56C	WD1C1JC	\$583	DS-3WD	1.15	13.3	32	13.6/6.9-6.8	
	1800	115/208-230	56HC	WD1C2JHC	\$702	DS-3WD	1.15	13.8	28	15.4/7.8-7.6	
1 1/2	3600	115/208-230	56HC	WD32C1JHC	\$768	DS-3WD	1.15	13.8	32	14.6/8.1-7.4	CSCR,25
	1800	115/208-230	56HC	WD32C2JHC	\$896	DS-3WD	1.15	15.3	32	14.4/8.0-7.2	CSCR
2	1800	115/230	56HC	WD2C2PHC	\$1,052	DS-3WD	1.15	15.3	48	19.6/9.8	CSCR,25

## Footless

HP	RPM	Voltage	Frame	Catalog Number	List	Discount Symbol	SF	"C" Dim. (inches)	Ship Wt. (lbs)	Full Load Amps	Notes
1/2	3600	115/208-230	56C	WD12C1JCR	\$576	DS-3WD	1.15	11.8	32	7.3/3.9-3.7	28
	1800	115/208-230	56C	WD12C2JCR	\$663	DS-3WD	1.15	12.8	32	8.8/4.3-4.4	28
3/4	1800	115/208-230	56C	WD34C2JCR	\$748	DS-3WD	1.15	13.8	41	7.8/4.3-3.9	CSCR,28
1	1800	115/208-230	56C	WD1C2JCR	\$848	DS-3WD	1.00	14.3	32	10.3/5.5-5.2	CSCR
2	1800	115/230	56C	WD2C2JCR	\$1,059	DS-3WD	1.15	15.3	48	19.6/9.8	CSCR

## Permanent Split Capacitor, Yoke Mount, Non-Oscillating Totally Enclosed Air Over (TEAO) Fan Motors

HP	RPM	Voltage	Frame	Catalog Number	List	Discount Symbol	SF	"C" Dim. (inches)	Ship Wt. (lbs)	Full Load Amps	Notes
1/4	1800	115/230	56YZ	WD14AA2PZ7	\$426	DS-3WD	1.00	10.9	19	3.5/1.7	24
1/3	1800	115/230	56YZ	WD13AA2PZ7	\$448	DS-3WD	1.00	10.9	16	4.9/2.5	24
1/2	1800	115/230	56YZ	WD12AA2PZ7	\$481	DS-3WD	1.00	11.9	32	5.9/2.9	24

Note 24 Automatic Reset Thermal Protector Overload  
 Note 25 Non-protected  
 Note 28 TENV Enclosure  
 Note CSCR Capacitor Start /Capacitor Run

GENERAL PURPOSE UNIMOUNT™  
 GENERAL PURPOSE STEEL EDGE™  
 GENERAL PURPOSE HOSTILE DUTY  
 GENERAL PURPOSE CORRO-DUTY™  
 GENERAL PURPOSE 84 PLUS™  
 GENERAL PURPOSE OPEN DRIPPROOF™  
 GENERAL PURPOSE HAZARDOUS LOCATION  
 GENERAL PURPOSE AUTOMOTIVE DUTY  
 COOLING TOWER DUTY  
 HAZARDOUS LOCATION  
 C-FACE MOTORS ALL TYPES  
 VARIABLE SPEED MOTORS AND DRIVES



# General Purpose Three Phase, Open Drip Proof (ODP) NEMA® Premium Efficient, C-Face



## APPLICATIONS:

For use on pumps, fans, compressors, material handling and other general purpose applications where contaminants are minimal.

## FEATURES:

- Class F Insulation, Class B Rise At Service Factor On 60 Hertz Sine Wave Power
- Rolled Steel Frame
- Aluminum End Shields 56-250, Cast Iron End Shields 280-440
- "CE" Mark On Nameplate (140 Frame & Larger)
- Full 50 & 60 Hertz Operating Data On Nameplate (03)
- 40°C Ambient, NEMA® Design B Performance On 60 Hz Sine Wave Power
- Full HP @ 50 Hz
- Regreasable Bearings 210 Frame & Up
- Double Shielded Bearings 48-400
- Suitable For Wye-Delta Start 250 Frame & Larger
- F1 Assembly Position
- Lifting Provisions 210 Frame & Up
- Conversion Kits: Drip Cover Kits (140-320 Frame)

## Footed

HP	RPM	Voltage	Frame	Catalog Number	List	Discount Symbol	SF	"C" Dim. (inches)	Ship Wt (lbs)	NEMA Nom. Eff.	Full Load Amps	Notes
1	1800	208-230/460	56HC	D1P2AHC	\$433	DS-3E	1.15	12.4	26	83.5	3.2-3.0/1.5	
	1800	208-230/460	143TC	D1P2DC	\$474	DS-3E	1.15	13.3	30	85.5	3.2-3.1/1.5	
1 1/2	3600	208-230/460	56HC	D32P1AHC	\$500	DS-3E	1.15	11.9	32	84.0	4.7-4.4/2.2	
	3600	208-230/460	143TC	D32P1DC	\$505	DS-3E	1.15	13.3	30	84.0	4.2-3.8/1.9	
	1800	208-230/460	145TC	D32P2DC	\$499	DS-3E	1.15	13.3	35	86.5	4.4-4.2/2.1	
2	3600	208-230/460	56HC	D2P1AHC	\$494	DS-3E	1.15	11.9	32	85.5	6.0-5.4/2.7	
	3600	208-230/460	145TC	D2P1DC	\$551	DS-3E	1.15	12.8	35	85.5	5.5-5/2.5	
	1800	208-230/460	145TC	D2P2DC	\$548	DS-3E	1.15	12.8	35	86.5	5.9-5.6/2.8	
3	3600	208-230/460	145TC	D3P1DC	\$566	DS-3E	1.15	13.3	35	85.5	8.3-7.4/3.7	
	1800	208-230/460	182TC	D3P2DC	\$582	DS-3E	1.15	14.3	50	90.2	8.3-7.6/3.8	
5	3600	208-230/460	182TC	D5P1DC	\$603	DS-3E	1.15	14.3	50	86.5	13.9-12.9/6.5	
	1800	208-230/460	184TC	D5P2DC	\$627	DS-3E	1.15	15.8	60	89.5	13.7-12.4/6.2	
7 1/2	3600	208-230/460	184TC	D7P1DC	\$942	DS-3E	1.15	15.8	60	88.5	20.3-18.1/9	
	1800	208-230/460	213TC	D7P2DC	\$917	DS-3E	1.15	16.8	100	91.0	20.2-18.5/9.3	
10	3600	208-230/460	213TC	D10P1DC	\$1,101	DS-3E	1.15	16.8	100	90.2	27.1-24.3/12.2	
	1800	208-230/460	215TC	D10P2DC	\$1,116	DS-3E	1.15	18.3	110	92.4	26.3-23.8/11.9	
15	3600	208-230/460	215TC	D15P1DC	\$1,513	DS-3E	1.15	18.3	100	90.2	40-36/18	
	1800	230/460	254TC	D15P2EC	\$1,526	DS-3E	1.15	19.6	150	93.0	37/18.3	02,03
20	3600	230/460	254TC	D20P1EC	\$1,831	DS-3E	1.15	19.6	150	91.7	46/23.1	02,03
	1800	230/460	256TC	D20P2EC	\$1,957	DS-3E	1.15	20.8	160	93.0	47/23.6	
25	3600	230/460	256TC	D25P1EC	\$2,394	DS-3E	1.15	20.8	160	91.7	57/28.7	02,03
	1800	208-230/460	284TC	D25P2DC	\$2,446	DS-3E	1.15	24.9	300	93.6	64-58/29	02,03
30	3600	208-230/460	284TSC	D30P1DSC	\$2,869	DS-3E	1.15	23.5	300	92.4	79-68/34	02,03
	1800	208-230/460	286TC	D30P2DC	\$2,861	DS-3E	1.15	24.9	350	94.1	77-69/34	02,03
40	3600	208-230/460	286TSC	D40P1DSC	\$3,115	DS-3E	1.15	23.5	250	93.0	104-90/45	02,03
	1800	208-230/460	324TC	D40P2DC	\$3,424	DS-3E	1.15	27.3	385	94.1	102-91/46	02,03
50	3600	208-230/460	324TSC	D50P1DSC	\$3,778	DS-3E	1.15	25.8	385	93.0	130-117/59	02,03
	1800	208-230/460	326TC	D50P2DC	\$3,921	DS-3E	1.15	27.3	460	94.5	126-113/56	02,03
60	3600	208-230/460	326TSC	D60P1DSC	\$5,004	DS-3E	1.15	25.8	460	93.6	152-134/67	02,03


## Footless

HP	RPM	Voltage	Frame	Catalog Number	List	Discount Symbol	SF	"C" Dim. (inches)	Ship Wt (lbs)	NEMA Nom. Eff.	Full Load Amps	Notes
1/4	1800	208-230/460	56C	D14P2ACR	\$281	DS-3E	1.35	10.9	26	69.5	1.1-1.2/0.6	
1/3	1800	208-230/460	56C	D13P2ACR	\$299	DS-3E	1.35	10.9	26	73.4	1.4-1.4/0.7	
1/2	1800	208-230/460	56C	D12P2ACR	\$342	DS-3E	1.25	11.4	26	78.2	1.98-1.9/98	
3/4	1800	208-230/460	56C	D34P2ACR	\$381	DS-3E	1.25	11.9	26	81.1	2.8-2.7/1.4	
1 1/2	3600	208-230/460	56C	D32P1ACR	\$502	DS-3E	1.15	11.9	32	84.0	4.7-4.4/2.2	
	1800	208-230/460	56C	D32P2ACR	\$499	DS-3E	1.15	13.9	36	86.5	4.2-4.0/2.0	
2	3600	208-230/460	56C	D2P1ACR	\$548	DS-3E	1.15	11.9	32	85.5	6.0-5.4/2.7	
	1800	208-230/460	56C	D2P2ACR	\$545	DS-3E	1.15	12.9	26	86.5	6.1-6.2/3.1	

Note 02 Suitable for Wye-Delta start on voltages shown

Note 03 60/50 Hz rated with no derate on HP;  
230/460 volt 60 Hz ratings operate on 190/380 volt 50 Hz,  
460V 60 Hz ratings operate on 380V 50 Hz; Full 60 & 50 Hz data on Nameplate

# General Purpose Single Phase, Capacitor Start Totally Enclosed Fan Cooled (TEFC) C-Face



## APPLICATIONS:

For use on air compressors, pumps, conveyors, blowers and general industrial equipment.

## FEATURES:

- Double Shielded Ball Bearings
- Class B Insulation
- Continuous Duty
- 40°C Ambient
- Capacitor Start, Induction Run
- F1 Assembly
- Reversible Rotation
- 50/60 Hz Motors Have 1.0 S.F. on 50 Hz


## Footed

HP	RPM	Voltage	Frame	Catalog Number	List	Discount Symbol	SF	"C" Dim. (inches)	Ship Wt. (lbs)	Full Load Amps	Notes
1/4	1800	115/208-230	56C	T14C2JC	\$390	DS-3F	1.15	11.1	22	6.5/2.8-3.2	25
1/3	1800	115/208-230	56C	T13C2JC	\$380	DS-3F	1.15	11.0	19	6.6/3-3.3	25
1/2	1800	100-120 & 200-240	56C	6212	\$565	DS-3FMP	1.25	12.0	25	6.3-5.6/3.1-2.8	18,24,98
	1800	115/208-230	56C	T12C2JC	\$482	DS-3FMP	1.15	11.4	32	9.0/4.3-4.5	25
3/4	3600	115/208-230	56C	T34C1JC	\$417	DS-3FMP	1.15	11.9	32	10.4/5.3-5.2	25
	1800	100-120 & 200-240	56C	6214	\$691	DS-3FMP	1.25	12.0	32	9.2-8.4/4.6-4.2	24
	1800	115/208-230	56C	T34C2JC	\$585	DS-3FMP	1.15	11.9	32	11.4/5.7-5.7	25
1	3600	115/208-230	56C	T1C1JC	\$489	DS-3FMP	1.15	12.4	26	13.6/6.9-6.8	25
	1800	100-120 & 200-240	56C	T1CA2ZC	\$730	DS-3FMP	1.15	13.4	30	11.0-9.2/5.5-4.7	
	1800	100-120 & 200-240	56C	T1CM2ZC	\$760	DS-3FMP	1.15	13.4	38	11.0-9.2/5.5-4.7	
	1800	115/208-230	143TC	T1C2J14C	\$621	DS-3F	1.15	12.4	32	14.0/6.9-7.0	25
	1800	115/208-230	56HC	T1C2JHC	\$621	DS-3FMP	1.15	12.4	32	14.0/6.9-7.0	25
1 1/2	3600	115/208-230	56HC	T32C1JHC	\$603	DS-3FMP	1.15	12.9	42	14.6/8.1-7.4	25
	1800	115/208-230	145TC	T32C2J14C	\$731	DS-3F	1.15	13.9	45	14.4/8.0-7.2	25
	1800	115/208-230	56HC	T32C2JHC	\$736	DS-3FMP	1.15	13.9	41	14.4/8.0-7.2	25
2	3600	115/208-230	145TC	T2C1J14C	\$778	DS-3FMP	1.15	13.4	43	19.5/10.8-9.7	25
	1800	115/208-230	145TC	T2C2J14C	\$846	DS-3FMP	1.15	13.9	46	18.9/10.3-9.4	18,25
	1800	115/208-230	56HC	T2C2JHC	\$846	DS-3FMP	1.15	13.9	43	18.9/10.3-9.4	18,25
5	3600	230	184TC	T5C1K18C	\$1,397	DS-3SP	1.00	17.3	91	19.6	18,25

Note 18 Incorporates Run Capacitor  
 Note 24 Automatic Reset Thermal Protector Overload  
 Note 25 Non-protected  
 Note 98 50/60 Hertz

GENERAL PURPOSE UNIMOUNT™  
 GENERAL PURPOSE STEEL EDGE™  
 GENERAL PURPOSE HOSTILE DUTY  
 GENERAL PURPOSE CORRO-DUTY™  
 GENERAL PURPOSE 84 PLUS™  
 GENERAL PURPOSE OPEN DRIppROOF™  
 GENERAL PURPOSE HAZARDOUS LOCATION  
 GENERAL PURPOSE AUTOMOTIVE DUTY  
 COOLING TOWER DUTY  
 HAZARDOUS LOCATION  
 C-FACE MOTORS ALL TYPES  
 VARIABLE SPEED MOTORS AND DRIVES

## General Purpose Single Phase, Capacitor Start Totally Enclosed Fan Cooled (TEFC) C-Face



(continued)

### Footless

HP	RPM	Voltage	Frame	Catalog Number	List	Discount Symbol	SF	"C" Dim. (inches)	Ship Wt. (lbs)	Full Load Amps	Notes
1/6	1200	115/208-230	56C	6182	\$598	DS-3FMP	1.15	11.5	17	4.1/2.0-2.1	23,LA
1/4	1800	115/208-230	56C	T14C2JCR	\$330	DS-3F	1.15	11.0	22	6.5/2.8-3.2	25
1/3	1800	115/208-230	56C	T13C2JCR	\$380	DS-3F	1.15	11.0	22	6.6/3.0-3.3	25
	1800	115/208-230	56C	T13CA2JCR	\$380	DS-3FMP	1.15	11.0	22	6.6/3.0-3.3	24
	1800	115/230	42CZ	T13C2P42ZCR	\$394	DS-3FMP	1.00	11.6	21	6.2/3.1	25
1/2	3600	115/208-230	56C	T12CA1JCR	\$358	DS-3FMP	1.15	12.0	18	8.0/3.8-4.0	24
	1800	100-120 & 200-240	56C	T12C2ZCR	\$592	DS-3FMP	1.25	12.0	25	6.3-5.6/3.1-2.8	18,25,98
	1800	115/208-230	56C	T12C2JCR	\$439	DS-3FMP	1.15	12.4	32	9.0/4.3-4.5	25
	1800	115/208-230	56C	T12CA2JCR	\$496	DS-3FMP	1.15	11.4	32	9.0/4.3-4.5	24
	1800	115/208-230	56C	T12CM2JCR	\$462	DS-3FMP	1.15	11.4	32	9.0/4.3-4.5	23
	1200	115/208-230	56C	T12C3JCR	\$828	DS-3FMP	1.15	12.4	32	10.4/5.1-5.2	25
3/4	3600	115/208-230	56C	T34CA1JCR	\$451	DS-3FMP	1.15	11.9	32	10.4/5.3-5.2	24
	1800	100-120 & 200-240	56C	T34C2ZCR	\$699	DS-3FMP	1.25	12.4	23	9.2-8.4/4.6-4.2	18,25,98
	1800	115/208-230	56C	T34C2JCR	\$527	DS-3FMP	1.15	11.9	32	11.4/5.7-5.7	25
	1800	115/208-230	56C	T34CA2JCR	\$582	DS-3FMP	1.15	11.9	32	11.4/5.7-5.7	24
	1800	115/208-230	56C	T34CM2JCR	\$551	DS-3FMP	1.15	11.9	32	11.4/5.7-5.7	23
	1200	115/208-230	56C	T34C3JCR	\$932	DS-3FMP	1.15	13.4	28	10.6/5.4-5.3	18,25
1	3600	115/208-230	56C	T1CA1JCR	\$524	DS-3FMP	1.15	12.4	32	13.6/6.9-6.8	24
	1800	115/208-230	143TC	T1C2J14CR	\$638	DS-3SP	1.15	12.4	32	14.0/6.9-7.0	25
	1800	115/208-230	143TC	T1CA2J14CR	\$677	DS-3SP	1.15	12.4	32	14.0/6.9-7.0	24
	1800	115/208-230	143TC	T1CM2J14CR	\$700	DS-3SP	1.15	12.4	32	14.0/6.9-7.0	23
	1800	115/208-230	56C	T1C2JCR	\$571	DS-3FMP	1.15	12.4	32	14.0/6.9-7.0	25
	1800	115/208-230	56C	T1CA2JCR	\$610	DS-3FMP	1.15	12.4	32	14.0/6.9-7.0	24
	1800	115/208-230	56C	T1CM2JCR	\$633	DS-3FMP	1.15	12.4	32	14.0/6.9-7.0	23
	1200	115/208-230	56C	T1C3JCR	\$1,011	DS-3FMP	1.15	13.9	44	12.6/6.6-6.3	25
1 1/2	3600	115/208-230	143TC	T32C1J14CR	\$637	DS-3SP	1.15	12.9	32	14.6/8.1-7.4	25
	3600	115/208-230	56C	T32CA1JCR	\$637	DS-3FMP	1.15	12.9	32	14.6/8.1-7.4	24
	1800	115/208-230	145TC	T32C2J14CR	\$723	DS-3SP	1.15	13.9	47	14.4/8.0-7.2	25
	1800	115/208-230	56C	T32C2JCR	\$650	DS-3FMP	1.15	13.9	31	14.4/8.0-7.2	25
	1800	115/208-230	56C	T32CA2JCR	\$689	DS-3FMP	1.15	13.9	31	14.4/8.0-7.2	24
	1800	115/208-230	56C	T32CM2JCR	\$712	DS-3FMP	1.15	13.9	31	14.4/8.0-7.2	23
2	3600	115/208-230	145C	T2C1J14CR	\$813	DS-3SP	1.15	12.9	34	19.5/10.8-9.7	25
	1800	115/208-230	145TC	T2C2J14CR	\$969	DS-3SP	1.15	13.9	46	18.9/10.3-9.4	25
	1800	115/208-230	145TC	T2CA2J14CR	\$1,008	DS-3SP	1.00	14.4	40	18.9/10.3-9.4	24
	1800	115/208-230	56C	T2C2JCR	\$739	DS-3FMP	1.15	13.9	31	18.9/10.3-9.4	25
	1800	115/208-230	56C	T2CA2JCR	\$778	DS-3FMP	1.00	14.4	31	18.9/10.3-9.4	24
	1800	115/208-230	56C	T2CM2JCR	\$801	DS-3FMP	1.00	13.9	31	18.9/10.3-9.4	23

- Note 18 Incorporates Run Capacitor  
 Note 23 Manual Reset Thermal Protector Overload  
 Note 24 Automatic Reset Thermal Protector Overload  
 Note 25 Non-protected  
 Note 98 50/60 Hertz  
 Note LA Limited Availability

# General Purpose Single Phase Open Drip Proof (ODP) C-Face, Capacitor Start



## APPLICATIONS:

For air compressors, commercial duty pumps, conveyors, blowers and general industrial equipment.

## FEATURES:

- Double Shielded Ball Bearings - Locked Drive End Bearings
- 50/60 Hz Motors Have 1.0 S.F. on 50 Hz
- Class B Insulation
- Continuous Duty
- 40°C Ambient
- F1 Assembly
- Reversible Rotation

## Footed

HP	RPM	Voltage	Frame	Catalog Number	List	Discount Symbol	SF	"C" Dim. (inches)	Ship Wt. (lbs)	Full Load Amps	Notes
1/3	1800	115/208-230	56C	D13C2JC	\$425	DS-3F	1.35	10.0	22	8.8/4.0-4.4	25
1/2	1800	115/230	56C	D12CP2PC	\$567	DS-3FMP	1.25	9.9	23	5.0/2.6	25
3/4	3600	115/208-230	56C	D34C1JC	\$353	DS-3FMP	1.25	11.4	32	10.4/5.3-5.2	25,LA
	1800	115/230	56H	D34CP2PHC	\$692	DS-3FMP	1.25	11.9	29	7.0/3.5	25
1	3600	115/230	56HC	D1CP1PHC	\$516	DS-3FMP	1.25	12.9	29	9.3/4.3	25
	1800	115/208-230	143TC	D1C2J14C	\$636	DS-3F	1.15	11.9	32	14.8/7.5-7.3	25
	1800	115/230	56HC	D1CP2PHC	\$795	DS-3FMP	1.15	12.4	31	8.8/4.4	25
1 1/2	3600	115/208-230	56HC	D32C1JHC	\$508	DS-3FMP	1.15	11.9	32	18.6/9.8-9.3	25,LA
	1800	115/208-230	145TC	D32C2J14C	\$670	DS-3FMP	1.15	13.0	32	19.2/10.0-9.6	25
	1800	115/230	56HC	D32CP2PHC	\$836	DS-3FMP	1.15	13.4	37	13.4/6.7	25
2	1800	115/230	56HC	D2CP2PHC	\$977	DS-3FMP	1.15	13.4	46	17.0/8.5	25

## Footless

HP	RPM	Voltage	Frame	Catalog Number	List	Discount Symbol	SF	"C" Dim. (inches)	Ship Wt. (lbs)	Full Load Amps	Notes
1/4	1200	115	56C	D14B3NCR	\$326	DS-3FMP	1.35	10.9	20	5.5	25
1/3	1800	115/208-230	56C	D13CA2JCR	\$387	DS-3F	1.35	10.5	22	8.8/4.0-4.4	24,LA
	1800	115/230	56C	D13CP2PCR	\$423	DS-3FMP	1.35	10.8	18	3.8/1.9	25
1/2	1800	115/208-230	56C	D12CA2JCR	\$456	DS-3F	1.25	10.9	32	9.0/4.3-4.5	24,LA
	1800	115/230	56C	D12CP2PCR	\$497	DS-3FMP	1.25	10.9	22	5.0/2.6	25
	1800	115/230	56C	D12CPA2PCR	\$570	DS-3F	1.25	9.9	22	5.0/2.6	24
	1200	115/208-230	56C	D12C3JCR	\$479	DS-3F	1.25	11.9	32	10.4/5.1-5.2	25,LA
	3600	115/208-230	56C	D34CA1JCR	\$388	DS-3FMP	1.25	11.4	32	10.4/5.3-5.2	24,LA
3/4	3600	115/230	56C	D34CPM1PCR	\$516	DS-3FMP	1.25	11.4	24	7.0/3.6	23
	1800	115/230	56C	D34CP2PCR	\$610	DS-3FMP	1.25	11.9	29	7.0/3.5	25
	1800	115/230	56C	D34CPA2PCR	\$690	DS-3FMP	1.25	13.0	29	7.0/3.5	24
	3600	115/230	56C	D1CPA1PCR	\$560	DS-3FMP	1.25	12.9	29	9.3/4.3	24
1	1800	115/230	56C	D1CP2PCR	\$662	DS-3FMP	1.15	13.0	31	8.8/4.4	25
	3600	115/208-230	56C	D32C1JCR	\$499	DS-3FMP	1.15	11.9	32	18.6/9.8-9.3	25,LA
1 1/2	1800	115/230	56H	D32CP2PCR	\$693	DS-3FMP	1.15	12.9	37	13.4/6.7	25
2	3600	115/208-230	56C	D2C1JCR	\$646	DS-3FMP	1.15	12.4	32	22.4/12.4-11.2	25,LA
	1800	115/208-230	56C	D2CA2JCR	\$831	DS-3FMP	1.15	13.0	32	20.0/11.3-10.0	24,LA
	1800	115/230	56C	D2CP2PCR	\$990	DS-3FMP	1.15	13.4	42	17.0/8.5	25

Note 23 Manual Reset Thermal Protector Overload  
 Note 24 Automatic Reset Thermal Protector Overload  
 Note 25 Non-protected  
 Note LA Limited Availability

Asset Condition Monitoring Solution to visualize\* health and performance data  
 Refer to Page 109

forecyte

POWERED BY Nidec

GENERAL PURPOSE UNIMOUNT™  
 GENERAL PURPOSE STEEL EDGE™  
 GENERAL PURPOSE HOSTILE DUTY  
 GENERAL PURPOSE CORRO-DUTY™  
 GENERAL PURPOSE 84 PLUS™  
 GENERAL PURPOSE OPEN DRIPPROOF™  
 GENERAL PURPOSE HAZARDOUS LOCATION™  
 GENERAL PURPOSE AUTOMOTIVE DUTY™  
 COOLING TOWER DUTY™  
 HAZARDOUS LOCATION™  
 C-FACE MOTORS ALL TYPES  
 VARIABLE SPEED MOTORS AND DRIVES



# Variable Frequency Drives and FORECYTE™

## Horsepower:

- 1/8 - 650 110% Overload
- 1/8 - 500 150% Overload

## Phase:

- 1 - Phase
- 3 - Phase

**Voltage:** 115, 230, 460 and 575

## Enclosure:

- IP00
- IP20
- NEMA 1 / IP20 & IP50
- NEMA 4x / IP65
- CHASSIS / IP20
- NEMA 3R PANEL



- Solution-driven products
- Designed to use as a system
- Engineered for compatibility
  - Motor match warranty

Variable Frequency Drives



# FORECYTE™ Asset Condition Monitoring Platform

## APPLICATIONS:

Nidec's standalone remote condition monitoring solution enables monitoring, collecting, visualization and analysis of vibration and temperature data to determine equipment health.

## FEATURES:

### Sensor

- Battery powered, wireless sensor with adjustable antenna
- Magnetic base and/or stud mount
- IP55 protection rating
- Operating temperature -25° to +70°C
- Three-axis vibration (MEMS) – 2 axes visualized, surface temperature, and external temperature via Thermocouple

### Gateway

- Wifi, Ethernet or Cellular connectivity
- -40°C to +70°C operating temperature
- Offline data storage

### IIoT Portal

- Cloud-based dashboard
- Provides 2-axis vibration (acceleration and velocity), 2 sets of temperature (surface and external), and battery voltage
- Visualize, analyze, and export vibration and temperature data in graphical and numerical format
- Alerts and alarms via text and/or emails



## Sensor

Item	List Price	Discount Symbol	Weight	Description
FY01	\$580	DS-5IOT	0.5LB	Vibration and Temperature

## Gateway

Item	List Price	Discount Symbol	Weight	Description
FY11	\$1,150	DS-5IOT	0.5LB	3G CDMA, Cellular Modem (US only)
FY12	\$1,000	DS-5IOT	0.5LB	Without Cell, (Americas)
FY13	\$1,000	DS-5IOT	0.5LB	CE certified, (European Union)

## IIoT Portal Access

Item	List Price	Discount Symbol	Weight	Description
2067046-000	\$79	DS-5IOT	n/a	Portal access, monthly reoccurring charge

## Accessories

Item	List Price	Discount Symbol	Weight	Description
2067037-000	\$40	DS-5IOT	0.2LB	Thermocouple
2064895-000	\$40	DS-5IOT	0.2LB	Antenna Extender

Other inquiries about spares such as power supplies and antennas, or installation services, please contact factory

## AD700E

The AD700E, a member of the ACCU-SERIES family of variable speed products, is a cost-effective and easy to use general purpose drive, providing precise motor control and energy savings. With 14 basic parameters, the AD700 E low voltage drive offers quick and easy setup. The 50 parameters in total, offer a high degree of flexibility for a wide range of open and closed loop applications in food & beverage, packaging, conveyors, pumps, fans and many more..

### Voltage and Power Range:

- 1-Phase, 110-115V Input  
3-Phase, 200-240V Output  
0.5 - 1.5 HP
- 1-Phase, 200-240V  
3-Phase, 200-240V Output  
0.5 - 5.0 HP
- 3-Phase, 200-240V  
0.5 - 15 HP
- 3-Phase, 380-480V  
1.0 - 30 HP

### Control Modes:

Volts/Hz, Sensorless Vector, Energy Optimized, PM Vector, BLDC, Synchronous Reluctance



*Limited Availability*

### IP20, 1-Phase Input, 3-Phase Output

Motor Voltage	Nominal Motor HP	Drive Amps	Catalog Number	EMC Filter	Brake Transistor	Dimensions (in) H x W x D	Approx. Weight	List Price	Discount Symbol
200 - 240 VAC	Input Power, 110 - 120 Vac								
	0.5	2.3	AD07E1102310002	N	N	6.8 x 3.3 x 4.8	2.7	\$376	DS-5EV
	1	4.3	AD07E1104310002	N	N	6.8 x 3.3 x 4.8	2.7	\$432	DS-5EV
	1.5	5.8	AD07E2105810012	N	Y	8.7 x 4.3 x 5.9	4.4	\$501	DS-5EV
	Input Power, 200 - 240 Vac								
	1	4.3	AD07E1204310102	Y	N	6.8 x 3.3 x 4.8	2.7	\$395	DS-5EV
	2	7	AD07E1207010102	Y	N	6.8 x 3.3 x 4.8	2.7	\$475	DS-5EV
	2	7	AD07E2207010112	Y	Y	8.7 x 4.3 x 5.9	4.4	\$495	DS-5EV
	3	10.5	AD07E2210510112	Y	Y	8.7 x 4.3 x 5.9	4.4	\$562	DS-5EV
	5	15.3	AD07E3215310012	N	Y	10.3 x 5.2 x 6.9	7.7	\$852	DS-5EV

### IP20, 3-Phase Input, 3-Phase Output

Motor Voltage	Nominal Motor HP	Drive Amps	Catalog Number	EMC Filter	Brake Transistor	Dimensions (in) H x W x D	Approx. Weight	List Price	Discount Symbol
200 - 240 VAC	Input Power, 200 - 240 Vac								
	0.5	2.3	AD07E1202330002	N	N	6.8 x 3.3 x 4.8	2.70	\$376	DS-5EV
	1	4.3	AD07E1204330002	N	N	6.8 x 3.3 x 4.8	2.70	\$431	DS-5EV
	2	7	AD07E2207030112	Y	Y	8.7 x 4.3 x 5.9	4.40	\$574	DS-5EV
	3	10.5	AD07E2210530112	Y	Y	8.7 x 4.3 x 5.9	4.40	\$663	DS-5EV
	5	18	AD07E3218030112	Y	Y	10.3 x 5.2 x 6.9	7.70	\$879	DS-5EV
	7.5	24	AD07E3224030112	Y	Y	10.3 x 5.2 x 6.9	7.70	\$1,007	DS-5EV
	10	30	AD07E4230030112	Y	Y	16.9 x 6.7 x 8.3	24.30	\$1,475	DS-5EV
	15	36	AD07E4246030112	Y	Y	16.9 x 6.7 x 8.3	24.30	\$1,776	DS-5EV
	380 - 480 VAC	Input Power, 380 - 480 Vac							
1		2.2	AD07E1402230102	Y	N	6.8 x 3.3 x 4.8	2.70	\$421	DS-5EV
2		4.1	AD07E1404130102	Y	N	6.8 x 3.3 x 4.8	2.70	\$549	DS-5EV
2		4.1	AD07E2404130112	Y	Y	8.7 x 4.3 x 5.9	4.40	\$549	DS-5EV
3		5.8	AD07E2405830112	Y	Y	8.7 x 4.3 x 5.9	4.40	\$702	DS-5EV
5		9.5	AD07E2409530112	Y	Y	8.7 x 4.3 x 5.9	4.40	\$794	DS-5EV
7.5		14	AD07E3414030112	Y	Y	10.3 x 5.2 x 6.9	7.70	\$941	DS-5EV
10		18	AD07E3418030112	Y	Y	10.3 x 5.2 x 6.9	7.70	\$1,076	DS-5EV
15		24	AD07E3424030112	Y	Y	10.3 x 5.2 x 6.9	7.70	\$1,368	DS-5EV
15		24	AD07E3424030012	N	Y	10.3 x 5.2 x 6.9	7.70	\$1,368	DS-5EV
20		30	AD07E4430030112	Y	Y	16.9 x 6.7 x 8.3	24.30	\$1,654	DS-5EV
25		39	AD07E4439030112	Y	Y	16.9 x 6.7 x 8.3	24.30	\$1,826	DS-5EV
30		46	AD07E4446030112	Y	Y	16.9 x 6.7 x 8.3	24.30	\$2,283	DS-5EV

# AD1000


The AD1000, a member of the ACCU-SERIES family of products, is a high-performance variable frequency drive that can reduce energy consumption by automatically adjusting to changing operating conditions in a wide range of water, wastewater, irrigation and other pump applications. Developed by pump automation experts at Nidec, the versatile and reliable AD1000 is designed for optimum performance and reliability with minimal maintenance. While virtually plug and play for standard applications, the AD1000's flexible, modular design can also be easily configured to meet the most challenging applications.

### Voltage and Power Range:

- 3-Phase, 380-480V
- 2 - 650 HP Variable Torque (110% Overload)
- 1.5 - 500 HP Constant Torque (150% Overload)

### Control Modes:

Volts/Hz, Sensorless Vector



**Limited Availability**

### IP20, 3-Phase Input, 3-Phase Output

Motor Voltage	Motor HP	Drive Amps	Motor HP	Drive Amps	Catalog Number	Dimensions (in) H x W x D	Approx. Weight	List Price	Discount Symbol
380 - 480 VAC	110% Overload		150% Overload						
	2	3.8	1.5	2.1	AD1A0P3FBBNHN	10.7 x 5.2 x 6.7	8.8	\$1,821	DS-5EV
	5	9.5	3	5.6	AD1A0P6FBBNHN	10.7 x 5.2 x 6.7	8.8	\$1,887	DS-5EV
	7.5	12	5	9.5	AD1A008FBBNHN	13.4 x 5.1 x 8.8	14	\$2,036	DS-5EV
	10	16	7.5	12	AD1A011FBBNHN	17.4 x 5.1 x 8.8	20	\$2,102	DS-5EV
	15	21	10	16	AD1A015FBBNHN	17.4 x 5.1 x 8.8	20	\$2,229	DS-5EV
	20	25	15	21	AD1A018FBBNHN	18.4 x 5.1 x 9.7	20	\$2,294	DS-5EV
	25	32	20	25	AD1A022FBBNHN	18.4 x 5.1 x 9.7	20	\$2,491	DS-5EV
	30	40	25	32	AD1A028FBBNHN	18.4 x 5.1 x 10.2	25	\$3,186	DS-5EV
	30	40	25	32	AD1A030FBBFHN	17.9 x 9.7 x 11.0	75	\$3,588	DS-5EV
	40	52	30	40	AD1A036FBBFHN	17.9 x 9.7 x 11.0	75	\$4,821	DS-5EV
	50	65	50	52	AD1A045FBNFHN	26.6 x 11.4 x 11.4	85	\$5,356	DS-5EV
	60	77	50	65	AD1A053FBNFHN	26.6 x 11.4 x 11.4	85	\$5,463	DS-5EV
	75	96	60	77	AD1A066FBNFHN	26.6 x 11.4 x 11.4	95	\$6,302	DS-5EV
	100	124	75	96	AD1A086FBNFHN	29.7 x 11.4 x 12.0	120	\$7,256	DS-5EVX
	125	156	100	124	AD1A108FBNFHN	29.7 x 11.4 x 12.0	120	\$8,426	DS-5EVX
150	180	125	156	AD1A125FBNFHN	39.4 x 11.8 x 13.2	200	\$9,938	DS-5EVX	
180	210	150	180	AD1A150FBNFHN	39.4 x 11.8 x 13.2	218	\$11,874	DS-5EVX	
200	240	200	200	AD1A166FBNFHN	39.4 x 11.8 x 13.2	218	\$12,696	DS-5EVX	

### IP00, 3-Phase Input, 3-Phase Output

Motor Voltage	Motor HP	Drive Amps	Motor HP	Drive Amps	Catalog Number	Dimensions (in) H x W x D	Approx. Weight	List Price	Discount Symbol
380 - 480 VAC	110% Overload		150% Overload						
	250	300	200	240	AD1A210FBNFHN	42.0 x 11.4 x 20.7	280	\$16,789	DS-5EVX
	300	370		285	AD1A260FBNFHN	42.0 x 11.4 x 20.7	275	\$19,201	DS-5EVX
	350	410	250	320	AD1A290FBNFHN	42.0 x 11.4 x 20.7	275	\$20,779	DS-5EVX
	400	510	300	385	AD1A350FBNFHN	58.7 x 11.4 x 20.7	450	\$23,402	DS-5EVX
	450	540	350	410	AD1A370FBNFHN	58.7 x 11.4 x 20.7	450	\$25,817	DS-5EVX
	550	640	400	510	AD1A440FBNFHN	58.7 x 11.4 x 20.7	450	\$30,248	DS-5EVX
	600	690	450	530	AD1A480FBNFHN	58.7 x 11.4 x 20.7	450	\$33,188	DS-5EVX
650	750	500	585	AD1A520FBNFHN	58.7 x 11.4 x 20.7	450	\$36,795	DS-5EVX	

GENERAL PURPOSE UNIMOUNT™  
 GENERAL PURPOSE STEEL EDGE™  
 GENERAL PURPOSE HOSTILE DUTY  
 GENERAL PURPOSE CORRO-DUTY™  
 GENERAL PURPOSE 84 PLUS™  
 GENERAL PURPOSE OPEN DRIPROOF™  
 GENERAL PURPOSE HAZARDOUS LOCATION  
 GENERAL PURPOSE AUTOMOTIVE DUTY  
 COOLING TOWER DUTY  
 HAZARDOUS LOCATION  
 C-FACE MOTORS  
 VARIABLE SPEED MOTORS AND DRIVES

## HYBRID DRIVES - NEMA 1 / IP20 & 1P50

The US Motors brand of Hybrid drives are a member of the ACCU-SERIES family of variable speed products. US Motors Hybrid drives are digital drives with an analog interface that makes them easy to install and simple to operate. They typically do not require programming or commissioning. Proprietary overload protection prevents motor burnout and eliminates nuisance tripping. The Hybrid drives are available in several enclosure types: Chassis / IP20, NEMA 1 / IP20 & IP50 and NEMA 4X / IP65. The NEMA 4X / IP65 drives are housed in rugged die-cast aluminum enclosures with hinged cover.

### Voltage and Power Range:

- 1-Phase, 115 VAC Input  
3-Phase, 0 - 208/230 VAC Output  
0.25 - 1 HP
- 1-Phase, 208/230 VAC Input  
3-Phase, 0 - 208/230 VAC Output  
0.25 - 1 HP



### USWA Hybrid Drive™ – NEMA 1 Enclosures\*

The USWA Series of Adjustable Frequency Drives consist of two inverter models rated for 1/4 to 1/2 horsepower\*\* motors. These drives are housed in NEMA 1 enclosures\*. Both models Hybrid contain an On/Off AC Line Switch and a Main Speed Potentiometer. Hybrid drives are digital drives with an analog interface.



**Option:** Supplied Forward-Stop-Reverse Switch

### NEMA 1, 1-Phase Input, 3-Phase Output\*

Motor Voltage	Nominal Motor HP	AC Line Voltage (50/60 Hz)	Max. Load Current (Amps/Phase)	Catalog Number	Voltage Range (Volts AC)	Dimensions (in) W x L x D	Approx. Weight (lbs)	List Price	Discount Symbol
208-240 VAC	0.25	115	1.3	USWA22D	0-208/230	3.92 x 6.06 x 3.65	1.58	\$270	DS-5EV
		208/230	1.5						
	0.5	115	2.2	USWA23D	0-208/230	3.92 x 6.06 x 3.65	1.58	\$270	DS-5EV
		208/230	2.4						

\* Catalog Numbers USWA-22D (IP50), Catalog Numbers USWA-23D (IP20). \*\*Lower horsepower drives available (USWA-21D, 2P3D, 2P6D).

### USMA Hybrid Drive™ – NEMA 1 / IP50

The USMA Series of Adjustable Frequency Drives consist of two inverter models rated for 1/8 to 1 horsepower motors. These drives are housed in NEMA 1 / IP50 aluminum enclosures. The USMA-24DF contains a built-in CE approved AC Line Class "A" Standard RFI (EMI) Filter.

**Option:** Supplied Forward-Stop-Reverse Switch

### NEMA 1, 1-Phase Input, 3-Phase Output



Motor Voltage	Nominal Motor HP	AC Line Voltage (50/60 Hz)	Max. Load Current (Amps/Phase)	Catalog Number	Voltage Range (Volts AC)	Dimensions (in) W x L x D	Approx. Weight (lbs)	List Price	Discount Symbol
208/230 VAC	1	115	3.6	USMA24D	0-208/230	4.95 x 7 x 4.15	2.42	\$340	DS-5EV
		208/230							
		115	3.6	USMA24DF	0-208/230	4.95 x 7 x 4.15	2.42	\$362	DS-5EV
		208/230							

**Option List Prices:** Add electronics drive and required option list prices, then use applicable multiplier to calculate net price.

Options	Catalog Number	List Price	Discount Symbol
USWA Replacement FSR Switch Kit	USWAFSRS	\$29	DS-5EV
USWA Replacement On/Off AC Line Switch Kit	USWAWKOOS	\$27	DS-5EV
USMA Forward/Stop/Reverse Switch Kit	USMAFSRS	\$35	DS-5EV

## USAC HYBRID DRIVES - NEMA 4X / IP65

The USAC Hybrid drives are a member of the ACCU-SERIES family of variable speed products. The USAC Series of Adjustable Frequency Drives consist of eight inverter models rated for 1/8 to 10 HP motors. These drives are housed in heavy duty NEMA 4X / IP 65 die-cast aluminum washdown/watertight enclosures for indoor or outdoor use. Hybrid drives are a digital drive with an analog interface.

### Voltage and Power Range:

- 1-Phase, 115 VAC Input  
3-Phase, 0 - 208/230 VAC Output  
0.5 - 1.5 HP
- 1-Phase, 208/230 VAC Input  
3-Phase, 0 - 208/230 VAC Output  
0.5 - 2.0 HP
- 3-Phase, 208/230 VAC Input  
3-Phase, 0 - 208/230 VAC Output  
3 - 5 HP
- 3-Phase, 400/460 VAC Input  
3-Phase, 0 - 400/460 VAC Output  
3 - 10 HP



### NEMA 4X / IP65, 1-Phase and 3-Phase Input, 3-Phase Output

Motor Voltage	Nominal Motor HP	AC Line Voltage (50/60 Hz)	Max. Load Current (Amps/Phase)	Phase (Ø) Input	Catalog Number	Voltage Range (Volts AC)	Dimensions (in) H x W x D	Approx. Weight (lbs)	List Price	Discount Symbol
115-208/230 VAC	1	115	3.6	1	USAC24D	0-208/230	9.53 x 5.51 x 5.86	7	\$483	DS-5EV
		208/230								
	1	115	3.6	1	USAC24DW*	0-208/230	9.53 x 5.51 x 5.86	7	\$503	DS-5EV
		208/230								
	1.5	115	5.5	1	USAC27D	0-208/230	9.8 x 7.55 x 7.25	13	\$725	DS-5EV
		208/230								
1.5	115	5.5	1	USAC27DW*	0-208/230	9.8 x 7.55 x 7.25	13	\$745	DS-5EV	
	208-230									
208/230 VAC	3	208/230	9.0	1	USAC291P	0-208/230	9.8 x 7.55 x 7.25	10.3	\$765	DS-5EV
	2	208/230	6.7	1	USAC29	0-208/230	9.8 x 7.55 x 7.25	10.3	\$765	DS-5EV
	2	208/230	6.7	1	USAC29W*	0-208/230	9.8 x 7.55 x 7.25	10.3	\$785	DS-5EV

\*FDA approved finish (white cases only).



### NEMA 4X / IP65, 3-Phase Input, 3-Phase Output

Motor Voltage	Nominal Motor HP	AC Line Voltage (50/60 Hz)	Max. Load Current (Amps/Phase)	Phase (Ø) Input	Catalog Number	Voltage Range (Volts AC)	Dimensions (in) H x W x D	Approx. Weight (lbs)	List Price	Discount Symbol
400/460 VAC	5	400/460	17	3	USAC217S	0-208/230	14 x 10.5 x 9	20.5	\$1,501	DS-5EV
	3	400/460	5.5	3	USAC45	0-400/460	9.8 x 7.55 x 7.25	13	\$738	DS-5EV
	5	400/460	8.3	3	USAC48	0-400/460	9.8 x 7.55 x 7.25	13	\$760	DS-5EV

\*FDA approved finish (white cases only).



## USAC HYBRID DRIVES - ACCESSORIES



### Signal Isolator with Power Supply and Auto/Manual Switch Kit

#### Catalog Number: USACSIACWAMSW

The Signal Isolator with Power Supply provides an isolated interface between non-isolated signal sources and the drive. It is used to isolate, amplify and condition DC voltage and current signals from any source, such as tach-generators, transducers, PLC's and potentiometers. It provides an isolated input to control motor direction and an isolated 5 Volt DC power supply for potentiometer operation. In addition, it contains an isolated 50 ma 24 Volt DC power supply for transducers or auxiliary equipment. All input connections and power supplies are isolated from the AC line and motor wiring. The Auto/Manual Switch is designed for installation on the front cover of the drive. It is used with the USACPS to select a signal input from either the USACPS or the Main Speed Potentiometer of the drive.

### Forward-Stop-Reverse Switch Kit

#### Catalog Number: USACFSRS

The Forward-Stop-Reverse Switch Kit is designed for installation on the front cover of the inverters and provides electronic reversing.

### AC Line Filters

#### Catalog Numbers: USACDARFAC24D, USACADRFAC27D, USACADRFAC3PS, USACADRFAC3PNS

The Line Filters are used to suppress electrical interference to within acceptable levels as determined by the CE Council Directive 89/336/EEC relating to the Class A Industrial Standard. The USACDARFAC24D is rated 10 Amps at 230 Volts AC, the USACADRFAC27D is rated 22 Amps at 230 Volts AC and the USACADRFAC3PS is rated 10 Amps at 460 VAC.

**Note:** Suffix "NS" indicates line filter must be used without the Power On/Off Switch Kit.

### Liquidtight Fittings

#### Catalog Number: USACADLTF

The fittings are designed to provide a liquidtight seal when using cables to wire the drive.

### Option List Prices:

Add electronics drive and required option list prices, then use applicable multiplier to calculate net price.


Options	Catalog Number	List Price	Discount Symbol
USAC: Signal Isolator (Installs inside all USAC controls)	USACSIAC	\$81	DS-5EV
USAC: Signal Isolator with Auto/Manual Switch Kit (Installs inside all USAC controls)	USACSIACWAMSW	\$114	DS-5EV
USAC: Forward/Stop/Reverse Switch Kit	USACFSRS	\$34	DS-5EV
USAC: Auto/Manual Switch Kit	USACAMS	\$34	DS-5EV
USAC/USAD-24D: Power On/Off Switch Kit	USACAD24DOOS	\$32	DS-5EV
USAC/USAD-27D: Power On/Off Switch Kit (Also for -29 1P)	USACAD27DOOS	\$54	DS-5EV
USAC/USAD: 3 Phase Power On/Off Switch Kit (Installs inside -29, -45, -48)	USACAD3POOS	\$69	DS-5EV
USAC/USAD-24D: CE AC Line Filter (Class A) (Factory installed only)	USACDARFAC24D	\$42	DS-5EV
USAC/USAD-27D: CE AC Line Filter (Class A) (Factory installed only)	USACADRFAC27D	\$49	DS-5EV
USAC/USAD: CE 3 phase AC Line Filter (Class A) (Factory installed only)	USACADRFAC3PS	\$118	DS-5EV
USAC/USDA: CE 3 phase AC Line Filter (Class A) (Factory installed only)	USACADRFAC3PNS	\$118	DS-5EV
USAC/USAD: Liquidtight Fittings, 3 x 0.5", 1 x 0.75"	USACADLTF	\$46	DS-5EV

## USVF HYBRID DRIVES - CHASSIS / IP20

The USVF Hybrid drives are a member of the ACCU-SERIES family of variable speed products. The USVF Series of Adjustable Frequency Drives consist of eleven inverter models rated for 0.25 to 5 horsepower motors. These chassis / IP20 drives are ideal for mounting in control panels where digital programming and displays are not required. Hybrid drives are a digital drive with an analog interface. A 5 kΩ Main Speed Potentiometer and Trimpot Adjustment Tool are also included.

### Voltage and Power Range:

- 1-Phase, 115 VAC Input  
3-Phase, 0 - 208/230 VAC Output  
0.25 - 1.5 HP
- 1-Phase, 208/230 VAC Input  
3-Phase, 0 - 208/230 VAC Output  
0.25 - 2 HP
- 3-Phase, 208/230 VAC Input  
3-Phase, 0 - 208/230 VAC Output  
0.5 - 3 HP
- 3-Phase, 400/460 VAC Input  
3-Phase, 0 - 400/460 VAC Output  
1 - 5 HP



### Chassis / IP20, 1-Phase and 3-Phase Input, 3-Phase Output

Motor Voltage	Nominal Motor HP	AC Line Voltage (50/60 Hz)	Max. Load Current (Amps/Phase)	Phase (Ø) Input	Catalog Number	Voltage Range (Volts AC)	Dimensions (in) H x W x L	Approx. Weight (lbs)	List Price	Discount Symbol
115-208/230 VAC	0.25	115	1.5	1	USVF22D*	0-208/230	2.75 x 3.9 x 4.3	2	\$225	DS-5EV
		208/230								
	0.5	115	2.4	1	USVF23D*	0-208/230	2.75 x 3.9 x 4.3	2	\$247	DS-5EV
		208/230								
	1	115	4.0	1	USVF24D*	0-208/230	5 x 4.7 x 4.3	3.40	\$300	DS-5EV
		208/230								
	1.5	115	5.5	1	USVF26D*	0-208/230	5 x 4.7 x 4.3	4	\$388	DS-5EV
		208/230								
208/230	2	208/230	6.7	1	USVF27	0-208/230	4.45 x 4.7 x 7.5	5	\$462	DS-5EV
				3						
	2	208/230	6.7	1	USVF29	0-208/230	4.45 x 4.7 x 7.5	5.60	\$495	DS-5EV
				3						
	3	208/230	9.0	3						


### Chassis / IP20, 3-Phase Input, 3-Phase Output

Motor Voltage	Nominal Motor HP	AC Line Voltage (50/60 Hz)	Max. Load Current (Amps/Phase)	Phase (Ø) Input	Catalog Number	Voltage Range (Volts AC)	Dimensions (in) H x W x L	Approx. Weight (lbs)	List Price	Discount Symbol
208/230 VAC	0.5	208/230	2.4	3	USVF23P	0-208/230	2.75 x 3.9 x 4.3	1.70	\$252	DS-5EV
	1	208/230	4.0	3	USVF24P	0-208/230	5 x 4.7 x 4.3	2.60	\$296	DS-5EV
400/460 VAC	1	400/460	2.0	3	USVF42**	0-400/460	2.75 x 4.1 x 9.31	5.40	\$452	DS-5EV
	3	400/460	4.6	3	USVF45**	0-400/460	4.45 x 4.7 x 8.75	5.40	\$540	DS-5EV
	5	400/460	8.3	3	USVF48**	0-400/460	4.45 x 4.7 x 8.75	5.40	\$686	DS-5EV

\*Catalog Numbers USVF-22D, 23D, 24D and 26D are available in single voltage AC line input (115 or 208/230 Volts AC) and also contain a built-in Motor Filter to eliminate winding and bearing failures.

\*\*Contains Signal Isolator with Run/Fault Relay.

## USVF HYBRID DRIVES - ACCESSORIES



### Signal Isolator with Run/Fault Relay Catalog Number: USVFSIVFR2G

The Signal Isolator with Run/Fault Relay is used to isolate, amplify, and condition DC voltage and current signals from any source (power supplies, motors, tach-generators, transducers, and potentiometers). It also provides isolated inputs to control motor direction and an isolated power supply for transducer or potentiometer operation. All input connections are isolated from the AC line and motor wiring. The USVFSIVFR2G installs easily onto the side of the drive with the mounting base and two screws (provided). An adapter bracket is provided for use with 1/2 HP model drives. The USVFSIVFR2G is supplied with a finger-safe panel, which may be used with the enclosure cover to close the unused exposed area of the USVFSIVFR2G between Terminal Blocks TB1 and TB2.



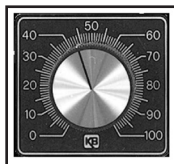
### Multi-Speed Board Catalog Number: USVFACMSB

The USVF Multi-Speed Board (MSB) provides four user selectable preset speeds to control a motor connected to the USVF Adjustable Frequency Drive. The motor speed for each preset is adjustable via trimpot settings which can be fine tuned by using the Hi-Lo range jumpers. Motor direction is set by the position of Jumper R/F (reverse/forward) which is provided for each preset. Connections to the MSB are made with a barrier terminal block. The MSB mounts onto the side of the USVF.



### Dynamic Brake Module Catalog Number: USVFDBVF

The Dynamic Brake Module is a transistor controlled dynamic brake. It increases the standard braking torque of the USVF from 25% to over 100%. It is designed for all 230 VAC output models.



### Knob and Dial Kits

Two Knob/Dial Kits are available. Both contain black knobs with silver inserts. Dial Plates are 0.040" aluminum with 3/8" mounting hole. Dimensions (L x W approx.): large dial plate: 2.25" x 2.06", small dial plate: 1.62" x 1.50".

### Option List Prices:

Add electronics drive and required option list prices, then use applicable multiplier to calculate net price.

Options	Catalog Number	List Price	Discount Symbol
Signal isolator with Run/Fault Relay (Installs on end of USVF)	USVFSIVFR2G	\$80	DS-5EV
Signal Isolator with Run/Fault Relay (Installs on end of USVF)	USVFSIVFR3G	\$80	DS-5EV
Multi-Speed Board (Installs on end of USVF)	USVFACMSB	\$72	DS-5EV
Dynamic Braking Module (for single phase drives only)	USVFDBVF	\$265	DS-5EV

## USAD DIGITAL DRIVES - NEMA 4X / IP65

The USAD Digital drives are a member of the ACCU-SERIES family of variable speed products. The USAD Series of Digital Adjustable Frequency Drives consist of fourteen inverter models rated for 1-5 horsepower motors. These drives are housed in heavy duty NEMA 4X / IP65 die-cast aluminum washdown/watertight enclosures for indoor or outdoor use.

### Voltage and Power Range:

- 1-Phase, 115 VAC Input  
3-Phase, 0 - 208/230 VAC Output  
0.5 - 1.5 HP
- 1-Phase, 208/230 VAC Input  
3-Phase, 0 - 208/230 VAC Output  
0.5 - 2.0 HP
- 3-Phase, 208/230 VAC Input  
3-Phase, 0 - 208/230 VAC Output  
3 - 5 HP
- 3-Phase, 400/460 VAC Input  
3-Phase, 0 - 400/460 VAC Output  
1 - 5 HP



### NEMA 4X / IP65, 1-Phase and 3-Phase Input, 3-Phase Output

Motor Voltage	Nominal Motor HP	AC Line Voltage (50/60 Hz)	Max. Load Current (Amps/Phase)	Phase (Ø) Input	Catalog Number	Voltage Range (Volts AC)	Dimensions (in) HxWxD	Approx. Weight (lbs)	List Price	Discount Symbol		
115-208/230 VAC	1	115	3.6	1	USAD24P	115-230	9.5x5.5x5.9	6.2	\$540	DS-5EV		
		208/230			USAD24PW*	115-230						
	1.5	1	115	5.5	1	USAD27D	0-208/230	9.8 x 7.55 x 7.25	13	\$760	DS-5EV	
			208/230									1.5
		2	208/230	6.7	1	USAD291P	0-208/230	9.8 x 7.55 x 7.25	12	\$790	DS-5EV	
		2	208/230	6.7								1
208/230 VAC	2	208/230	6.7	1	USAD29	0-208/230	9.8 x 7.55 x 7.25	13	\$765	DS-5EV		
											3	208/230
	2	208/230	6.7	1	USAD29W*	0-208/230	9.8 x 7.55 x 7.25	13	\$788	DS-5EV		
											3	208/230

\*FDA approved finish (white cases only).

### NEMA 4X / IP65, 3-Phase Input, 3-Phase Output

Motor Voltage	Nominal Motor HP	AC Line Voltage (50/60 Hz)	Max. Load Current (Amps/Phase)	Phase (Ø) Input	Catalog Number	Voltage Range (Volts AC)	Dimensions (in) HxWxD	Approx. Weight (lbs)	List Price	Discount Symbol
400/460 VAC	1	400/460	2.0	3	USAD42	0-400/460**	9.53 x 5.51 x 5.86	5.9	\$625	DS-5EV
	1	400/460	2.0	3	USAD42W*	0-400/460**	9.53 x 5.51 x 5.86	5.9	\$646	DS-5EV
	3	400/460	5.5	3	USAD45	0-400/460**	9.8 x 7.55 x 7.25	13	\$795	DS-5EV
	3	400/460	5.5	3	USAD45W*	0-400/460**	9.8 x 7.55 x 7.25	13	\$817	DS-5EV
	5	400/460	8.3	3	USAD48	0-400/460**	9.8 x 7.55 x 7.25	13	\$830	DS-5EV
	5	400/460	8.3	3	USAD48W*	0-400/460**	9.8 x 7.55 x 7.25	13	\$852	DS-5EV

\*FDA approved finish (white cases only).

\*\*400/460 VAC models are 0-400 Volts AC for 50 Hz motor operation and 0-460 Volts AC for 60 Hz motor operation.

## USAD DIGITAL DRIVES - ACCESSORIES



### Power On/Off Switch Kit

**Catalog Numbers: USACAD24DOOS, USACAD27DOOS and USACAD3POOS**

The Power On/Off Switch Kit is designed to provide a positive AC line power disconnect. It can be installed in lieu of, or in addition to, the factory installed Start/Stop Switch assembly. For Catalog Numbers USAD24D, USAD27D, the switch is double pole, which is used to disconnect both AC line wires. If only one AC line is to be disconnected, a single pole can be used. Refer to local electrical codes that apply. For Catalog Numbers USAD29, USAD45, USAD48, the switch is triple pole, which is used to disconnect all three AC line wires.



### Liquidtight Fittings

**Catalog Number: USACADLTF**

The fittings are designed to provide a liquidtight seal when using cables to wire the drive.

### Option List Prices:

Add electronics drive and required option list prices, then use applicable multiplier to calculate net price.

Options	Catalog Number	List Price	Discount Symbol
3 phase Power On/Off Switch Kit (For use with -24P & -42 with no filter)	USAD3POOS	\$54	DS-5EV
USAC/USAD-24D: Power On/Off Switch Kit	USACAD24DOOS	\$32	DS-5EV
USAC/USAD-27D: Power On/Off Switch Kit (Also for -29 1P)	USACAD27DOOS	\$54	DS-5EV
USAC/USAD: 3 Phase Power On/Off Switch Kit (Installs inside -29, -45, -48)	USACAD3POOS	\$69	DS-5EV
USAC/USAD: Liquid Tight Fittings, 3 x 0.5", 1 x 0.75"	USACADLTF	\$46	DS-5EV

**forecyte**

POWERED BY **Nidec**

Asset Condition Monitoring Solution to visualize\* health and performance data  
Refer to Page 109



# Variable Frequency Drive Motors

---

**Horsepower:** 1/4 – 350 HP

**Phase:** Three Phase

**RPM:** 1200, 1800 and 3600 RPM

**Voltage:** 230/460, 460 and 575

**Speed Range:**

- 20:1 (3-60 Hz) Variable Torque/5:1 (12-60 Hz) Constant Torque
- 20:1 (3-60 Hz) Constant Torque
- 5000:1 Constant Torque Speed Range with ACCU-Torq® Motors

**Enclosure:**


- Open Drip Proof (ODP)
- Totally Enclosed Blower Cooled (TEBC)
- Totally Enclosed Fan Cooled (TEFC)
- Totally Enclosed Non-Ventilated (TENV)

**Mounting:** Footed and C-Face

**Conversion Kits:**

Available on most ratings

- All Cast Iron Upgrade
- C&D Flanges
- Canopy Kits
- Brakes
- Encoders



GENERAL PURPOSE  
UNIMOUNT®GENERAL PURPOSE  
STEEL EDGE™GENERAL PURPOSE  
HOSTILE DUTYGENERAL PURPOSE  
CORRO-DUTY™GENERAL PURPOSE  
841 PLUS™GENERAL PURPOSE  
OPEN DRIPPROOFGENERAL PURPOSE  
HAZARDOUS LOCATIONGENERAL PURPOSE  
AUTOMOTIVE DUTYCOOLING TOWER  
DUTYHAZARDOUS  
LOCATIONC-FACE  
MOTORSVARIABLE SPEED  
MOTORS AND DRIVES

# ACCU-Torq® Totally Enclosed, Non-Ventilated (TENV) Vector Duty, C-Face, 5000:1 Constant Torque



## APPLICATIONS:

For use with inverters and in vector drive applications. Typical applications include machine tools, material handling, packaging machines, test equipment, cranes and hoists, and other industrial machinery.

## FEATURES:

- Constant Torque Operation from Zero to Base Speed with Vector Drives
- Constant HP Operation to Twice Base Speed (Except Where Noted)
- Continuous Duty at 40°C Ambient
- NEMA® Design A
- Class F Insulation
- Normally Closed Thermostats Standard (One Per Phase)
- Shaft Grounding Ring Option on All Ratings
- F1 Standard, Field Convertible to F2 for 180 Frame and Above
- Removable Base 180 Frame and Above
- Steel 56-140 Frame; Aluminum 180 Frame & Above
- Encoder and Brake Provision on All Ratings
- D-Flange Convertible Kit
- Three Year Warranty

HP	Base RPM	Max RPM	Voltage	Frame	Catalog Number	List	Discount Symbol	"C" Dim. (inches)	Full Load Amps	Rated Torque lb.-in.	Ship Wt. (lbs.)	Notes
1/4	1800	3600	230/460	56C	UN14T2BC	\$504	DS-VST	13.0	1/0.5	8.4	30	
1/3	1800	3600	230/460	56C	UN13T2BC	\$528	DS-VST	14.5	1.1/0.6	12.0	40	
1/2	1800	3600	230/460	56C	UN12T2BC	\$611	DS-VST	14.5	1.5/0.8	18.0	45	
	1800	3600	575	56C	UN12T2GC	\$611	DS-VST	14.5	0.6	18.0	45	
1	1800	3600	230/460	143TC	UN1T2BC	\$722	DS-VST	14.6	3.2/1.6	36.0	30	
	1800	3600	230/460	56C	UN1T2BFC	\$722	DS-VST	14.5	3.2/1.6	36.0	45	
	1800	3600	575	56C	UN1T2GC	\$722	DS-VST	14.5	1.3	36.0	45	
	1200	2400	230/460	145TC	UN1T3BC	\$788	DS-VST	14.6	3.7/1.8	55.2	35	
1 1/2	1800	3600	230/460	145TC	UN32T2BC	\$819	DS-VST	14.6	4.7/2.3	54.0	35	
2	1800	3600	230/460	145TC	UN2T2BC	\$877	DS-VST	15.6	5.6/2.8	72.0	35	
	1800	3600	575	145TC	UN2T2GC	\$877	DS-VST	15.6	2.2	72.0	35	
	1200	2400	230/460	184TC	UN2T3BC	\$1,212	DS-VST	16.8	6.2/3.1	108.0	75	
3	1800	3600	230/460	182TC	UN3T2BC	\$983	DS-VST	16.0	10.1/5	106.8	65	
	1800	3600	575	182TC	UN3T2GC	\$983	DS-VST	16.0	4.1	106.8	65	
	1200	2400	230/460	213TC	UN3T3BC	\$1,502	DS-VST	18.5	9.1/4.5	160.8	116	
5	1800	3600	230/460	184TC	UN5T2BC	\$1,143	DS-VST	16.8	13.9/7	177.6	83	
	1800	3600	575	184TC	UN5T2GC	\$1,143	DS-VST	16.8	5.6	177.6	83	
	1200	2400	230/460	215TC	UN5T3BC	\$2,150	DS-VST	20.0	15.9/7.9	267.6	149	
7 1/2	1800	3600	230/460	213TC	UN7T2BC	\$1,563	DS-VST	20.0	18.8/9.4	266.4	135	
	1800	3600	575	213TC	UN7T2GC	\$1,563	DS-VST	20.0	7.5	266.4	135	
	1200	2400	230/460	254TC	UN7T3BC	\$2,870	DS-VST	25.0	19.8/9.9	398.4	211	
10	1800	3600	230/460	215TC	UN10T2BC	\$1,888	DS-VST	23.0	25.3/12.7	355.3	178	
	1800	3600	575	215TC	UN10T2GC	\$1,888	DS-VST	23.0	10	355.3	144	
	1200	2400	230/460	256TC	UN10T3BC	\$3,466	DS-VST	25.3	25.3/12.7	540.0	266	
15	1800	3600	230/460	254TC	UN15T2BC	\$2,607	DS-VST	26.3	36/17.8	530.4	255	
	1800	3600	575	254TC	UN15T2GC	\$2,607	DS-VST	26.3	14.2	530.4	255	
20	1800	3600	230/460	256TC	UN20T2BC	\$3,213	DS-VST	26.3	50/24.8	706.8	266	
	1800	3600	575	256TC	UN20T2GC	\$3,213	DS-VST	26.3	19.8	706.8	266	LA

Note LA Limited Availability

# ACCU-Torq® Totally Enclosed Blower Cooled (TEBC) & Totally Enclosed, Non-Ventilated (TENV) Vector Duty, 5000:1 Constant Torque



TCBI / CTNI

## APPLICATIONS:

For packaging machinery, extruders, winders, process lines, cranes & hoists, slitters or other inverter powered applications having constant torque requirements at or near zero speed. ACCU-Torq® TEBC motors are used in variable frequency drive applications requiring full rated torque at zero speed utilizing Closed- or Open-Loop (Sensorless Vector) controls. The cast iron construction makes this motor an ideal choice for process lines, chemical plants, paper mills or any other severe duty environment.

## FEATURES:

- INVERTER GRADE® Insulation System (Meets NEMA®1 MG-1 Part 31)
- Premium Efficient
- Cast Iron Frame, Cast Iron End Brackets
- Corrosion Resistant Mill & Chemical Duty Paint
- F-1 Standard, Field Convertible to F-2
- Stainless Steel Nameplate & Zinc Plated Hardware
- Shaft Slinger on Pulley End for IP54 Protection
- Continuous Duty at 40°C Ambient
- Regreasable Bearings, Lifting Provisions 180 Frame & Up
- Open Bearings 210-449 (TEBC Only)
- Double Shielded ODE Bearing 180-250 (TENV Only)
- Insulated Shaft ODE 400 Frame & Up
- Shaft Grounding Ring Standard on All Ratings
- Encoder Provisions on all ratings
- Normally Closed Thermostats (1 per Phase)
- Corro-Duty Construction (TEBC Only)
- Special Balance
- Double Dip & Bake with Extra Bracing
- Axial Constant Speed 230/460V Blower on TEBC
- Radial Blower and Brake Configurations available as E.T.O.
- Class H Insulation, 1.0 Service Factor
- Constant Torque Operation from Zero to Base Speed
- Constant power (HP) operation to 2 times base speed up to 250 frame & 1.5 times base speed above 250 frame
- Cast Iron Inner Bearing Caps (180 Frame & Up on TEBC)
- Cast Iron Drive End Inner Bearing Cap (180-250 on TENV)
- C-Face, Footed on 180-250 Frame
- Conversion Kits: C&D Flanges
- Three Year Limited Warranty

## Footed

HP	RPM (Max Speed)	Voltage	Frame	Catalog Number	List	Discount Symbol	"C" Dim. (inches)	Ship Wt (lbs)	NEMA Nom. Eff.	Full Load Amps	Blower Full Load Amps	Notes
3	1800(4000)	230/460	182TC	HN3T2BC	\$1,213	DS-VST	16.5	110	89.5	9.1/4.5	---	28
	1200(4000)	230/460	213TC	HN3T3BC	\$2,151	DS-VST	20.0	157	89.5	8.8/4.4	---	28
5	1800(4000)	230/460	213TC	HN5T2BC	\$1,604	DS-VST	20.0	167	89.5	16/8	---	28
	1200(4000)	230/460	215TC	HN5T3BC	\$2,821	DS-VST	20.0	180	89.5	15/8	---	28
7.5	1800(4000)	230/460	213TC	HN7T2BC	\$1,907	DS-VST	20.0	175	91.7	22/11	---	28
	1200(4000)	230/460	254TC	HN7T3BC	\$3,428	DS-VST	25.1	300	91.0	20/10	---	28
10	1800(4000)	230/460	254TC	HN10T2BC	\$2,628	DS-VST	25.1	320	91.7	28/14	---	28
	1200(4000)	230/460	256TC	HN10T3BC	\$4,023	DS-VST	25.1	340	91.0	27/14	---	28
	1800(4000)	230/460	215TC	B10T2BC	\$2,569	DS-VST	31.3	310	91.7	26.5/13.9	1.5/0.75	8
	1200(4000)	230/460	256TC	B10T3BC	\$3,821	DS-VST	36.2	470	91.7	26.1/13	1.5/0.75	8
15	1800(4000)	230/460	254TC	B15T2BC	\$3,081	DS-VST	36.2	470	93.6	38/19	1.5/0.75	8
	1200(4000)	230/460	284T	B15T3B	\$5,072	DS-VST	39.4	540	92.4	38/19.1	1.7/0.9	8
20	1800(4000)	230/460	256TC	B20T2BC	\$3,603	DS-VST	36.2	480	93.0	51/25.6	1.5/0.75	8
	1200(4000)	230/460	286T	B20T3B	\$5,952	DS-VST	39.4	560	91.7	53/26.6	1.7/0.9	8
25	1800(4000)	230/460	284T	B25T2B	\$4,232	DS-VST	39.4	550	94.1	62/31	1.7/0.9	8
	1200(3000)	230/460	324T	B25T3B	\$7,072	DS-VST	44.6	750	93.0	71/36	3/1.5	8
30	1800(4000)	230/460	286T	B30T2B	\$4,784	DS-VST	39.4	570	93.6	75/37	1.7/0.9	8
	1200(3000)	230/460	326T	B30T3B	\$8,152	DS-VST	44.6	770	93.0	80/40	3/1.5	8
40	1800(3000)	230/460	324T	B40T2B	\$6,132	DS-VST	44.6	770	95.0	101/50	3/1.5	8
	1200(3000)	230/460	364T	B40T3B	\$10,681	DS-VST	46.5	1010	93.6	97/48	3/1.5	8
50	1800(3000)	230/460	326T	B50T2B	\$7,285	DS-VST	44.6	790	95.0	116/58	3/1.5	8
	1200(3000)	230/460	365T	B50T3B	\$12,131	DS-VST	46.5	1040	94.5	118/59	3/1.5	8
60	1800(3000)	230/460	364T	B60T2B	\$10,178	DS-VST	46.5	1020	95.4	137/69	3/1.5	8
	1200(3000)	230/460	404T	B60T3B	\$14,207	DS-VST	51.3	1390	94.5	149/74	5.7/2.8	8
75	1800(3000)	230/460	365T	B75T2B	\$12,634	DS-VST	46.5	1060	95.4	182/91	3/1.5	8
	1200(3000)	230/460	405T	B75T3B	\$16,525	DS-VST	51.3	1430	94.5	188/94	5.7/2.8	8
100	1800(3000)	230/460	405T	B100T2B	\$15,423	DS-VST	51.3	1410	95.4	225/113	5.7/2.8	8
	1200(3000)	230/460	444T	B100T3B	\$22,259	DS-VST	57.1	1880	95.8	245/122	5.7/2.8	8
125	1800(3000)	460	444T	B125T2C	\$18,989	DS-VST	57.1	1870	95.8	164	5.7/2.8	8
150	1800(3000)	460	445T	B150T2C	\$22,284	DS-VST	57.1	1900	95.8	180	5.7/2.8	8
200	1800(3000)	460	447T	B200T2C	\$26,893	DS-VST	60.6	2230	96.5	240	5.7/2.8	8
250	1800(2000)	460	449T	B250T2C	\$30,505	DS-VST	69.0	2860	96.5	289	7.8/3.9	8
300	1800(2000)	460	449T	B300T2C	\$36,616	DS-VST	69.0	3020	96.8	327	7.8/3.9	8
350	1800(2000)	460	449T	B350T2C	\$41,585	DS-VST	69.0	3090	96.8	396	7.8/3.9	8

Note 8 230/460 Blower Voltage

Note 28 TENV Enclosure

GENERAL PURPOSE UNIMOUNT™  
GENERAL PURPOSE STEEL EDGE™  
GENERAL PURPOSE HOSTILE DUTY  
GENERAL PURPOSE CORRO-DUTY™  
GENERAL PURPOSE 84 PLUS™  
GENERAL PURPOSE OPEN DRIPPROOF™  
GENERAL PURPOSE HAZARDOUS LOCATION™  
GENERAL PURPOSE AUTOMOTIVE DUTY™  
COOLING TOWER DUTY™  
HAZARDOUS LOCATION™  
C-FACE MOTORS  
VARIABLE SPEED MOTORS AND DRIVES

## ACCU-Torq® Motor Accessories and Available Conversions

### NOTE:

- Pre-assembled encoder, brake and shaft grounding options on ACCU-Torq® motors – NO EXTRA ASSEMBLY CHARGE.
- Conversion parts discount symbol is the same as the parent item.

### CONVERSION OPTIONS:

- Brakes and encoders are compatible with ACCU-Torq® motor ratings per the below tables.
- F2 mounting for 180 frame and larger (F1 standard)

### Encoders

- All encoders listed have Line-Driver Outputs and 1024 PPR
- Encoder cables not supplied by Nidec Motor Corporation®

LIST PRICE BY FRAME, SPEED RANGE, AND ENCLOSURE TYPE

MAKE	MODEL	BRGS	SENSOR	DUTY	CONNECTOR	LIST PRICE BY FRAME, SPEED RANGE, AND ENCLOSURE TYPE				
						56-256 5000:1 CT TENV	182-256 20:1 CT TENV	182-256 20:1 CT TEFC	182-447 20:1 CT TEFC	254-449 5000:1 CT TEBC
AVTRON	AV56*	NO	MAGNETIC	HEAVY, BRAKE	10-PIN INDUSTRIAL	\$1,600	\$1,600	-	-	\$1,600
DYNAPAR	ST56*	NO	MAGNETIC	HEAVY, BRAKE	10-PIN INDUSTRIAL	\$2,410	\$2,410	-	-	\$2,410
AVTRON	AV32	NO	MAGNETIC	MILL	MS 10-PIN	\$1,125	\$1,125	\$1,125	\$1,125	\$1,125
AVTRON	HS25A	YES	OPTICAL	LIGHT	MS 10-PIN	\$1,125	\$1,125	\$1,125	-	-
DYNAPAR	HS20	YES	OPTICAL	LIGHT	MS 10-PIN	\$1,200	\$1,200	\$1,200	-	-
EPC	260	YES	OPTICAL	LIGHT	MS 10-PIN	\$1,125	\$1,125	\$1,125	-	-
AVTRON	HS35A	YES	OPTICAL	LIGHT	MS 10-PIN	-	-	\$1,300	\$1,300	\$1,300
DYNAPAR	HS35R	YES	OPTICAL	LIGHT	MS 10-PIN	-	-	\$1,530	\$1,530	\$1,530
EPC	25T	YES	OPTICAL	MILL	MS 10-PIN	-	-	\$1,300	\$1,300	\$1,300

\* Required for brake mounting with encoder (TENV)



HS20 Encoder



HS25A Encoder



ST56 Encoder



260 Encoder



AV32 Encoder



AV56 Encoder

### Brakes

- Connections to brakes: flying leads in brake enclosure
- Brakes rated for holding only – not to be applied for stopping
- Universal mount – for vertical and horizontal mounted motors

ENCL.	FRAME	MAKE	SERIES	LIST	COIL VOLTS	NOM STATIC TORQUE	ENCLOSURE
TENV	56-256	Stearns®	56,000	\$766	115/208-230	6 lb-ft	IP23, STEEL HOUSING
		Stearns®	56,000	\$911	115/208-230	10 lb-ft	IP23, STEEL HOUSING
		Stearns®	56,000	\$766	208-230/460	6 lb-ft	IP23, STEEL HOUSING
		Stearns®	56,000	\$911	208-230/460	10 lb-ft	IP23, STEEL HOUSING
		Stearns®	56,000	\$766	575	6 lb-ft	IP23, STEEL HOUSING
		Stearns®	56,000	\$911	575	10 lb-ft	IP23, STEEL HOUSING



ACCU-Torq™  
Motor & Brake  
Configuration



ACCU-Torq™  
Motor & Encoder  
Configuration



ACCU-Torq™  
Motor, Encoder &  
Brake Configuration

### Shaft Grounding Ring

- Reduces potential bearings failures caused by induced shaft currents

Make	List
Shaft Grounding Ring	\$175



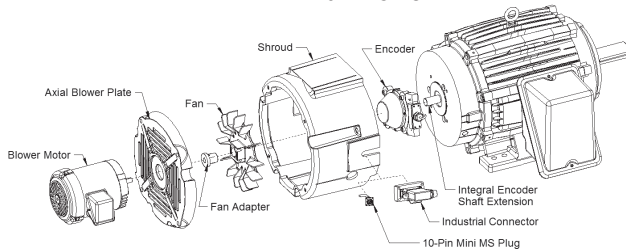
# Special Application, Vector Duty Blower (ACCU-Series)

AXIAL BLOWER SPARE PARTS								RADIAL BLOWER SPARE PARTS						
Motor Frame Size	Blower Motor HP	Blower Motor RPM	Blower Motor Frame	Blower Motor FLA	Blower Motor Catalog Number	Spare Motor Price	Discount Symbol	Blower Motor HP	Blower Motor RPM	Blower Motor Frame	Blower Motor FLA	Blower Motor Catalog Number	Spare Motor Price	Discount Symbol
215TC	1/3	1800	42CZ	1.5/0.75	T13S2D42ZCR	\$266	DS-3RST	1/3	3600	56C	1.8/0.9	T13S1ACR	\$279	DS-3RST
254TC	1/3	1800	42CZ	1.5/0.75	T13S2D42ZCR	\$266	DS-3RST	1/3	3600	56C	1.8/0.9	T13S1ACR	\$279	DS-3RST
256TC	1/3	1800	42CZ	1.5/0.75	T13S2D42ZCR	\$266	DS-3RST	1/3	3600	56C	1.8/0.9	T13S1ACR	\$279	DS-3RST
284T	1/2	1800	56C	1.7/0.9	U12S2ACR	\$291	DS-3RST	1 1/2	3600	56C	5.0/2.5	T32P1ACR	\$485	DS-3RST
286T	1/2	1800	56C	1.7/0.9	U12S2ACR	\$291	DS-3RST	1 1/2	3600	56C	5.0/2.5	T32P1ACR	\$485	DS-3RST
324T	1	1800	56C	3/1.5	U1P2DFCR	\$425	DS-3RST	1 1/2	3600	56C	5.0/2.5	T32P1ACR	\$485	DS-3RST
326T	1	1800	56C	3/1.5	U1P2DFCR	\$425	DS-3RST	1 1/2	3600	56C	5.0/2.5	T32P1ACR	\$485	DS-3RST
364T	1	1800	56C	3/1.5	U1P2DFCR	\$425	DS-3RST	1 1/2	3600	56C	5.0/2.5	T32P1ACR	\$485	DS-3RST
365T	1	1800	56C	3/1.5	U1P2DFCR	\$425	DS-3RST	1 1/2	3600	56C	5.0/2.5	T32P1ACR	\$485	DS-3RST
405T	2	1800	145TC	5.7/2.8	U2P2DCR	\$578	DS-3RST	1	1800	56C	3/1.5	U1P2DFCR	\$425	DS-3RST
444T	2	1800	145TC	5.7/2.8	U2P2DCR	\$578	DS-3RST	1	1800	56C	3/1.5	U1P2DFCR	\$425	DS-3RST
445T	2	1800	145TC	5.7/2.8	U2P2DCR	\$578	DS-3RST	1	1800	56C	3/1.5	U1P2DFCR	\$425	DS-3RST
447T	2	1800	145TC	5.7/2.8	U2P2DCR	\$578	DS-3RST	1	1800	56C	3/1.5	U1P2DFCR	\$425	DS-3RST
449T	3	1800	182TCH	7.8/3.9	U3P2DKR	\$742	DS-3AL	1	1800	56C	3/1.5	U1P2DFCR	\$425	DS-3RST
449T	3	1800	182TCH	7.8/3.9	U3P2DKR	\$742	DS-3AL	1	1800	56C	3/1.5	U1P2DFCR	\$425	DS-3RST
449T	3	1800	182TCH	7.8/3.9	U3P2DKR	\$742	DS-3AL	1	1800	56C	3/1.5	U1P2DFCR	\$425	DS-3RST

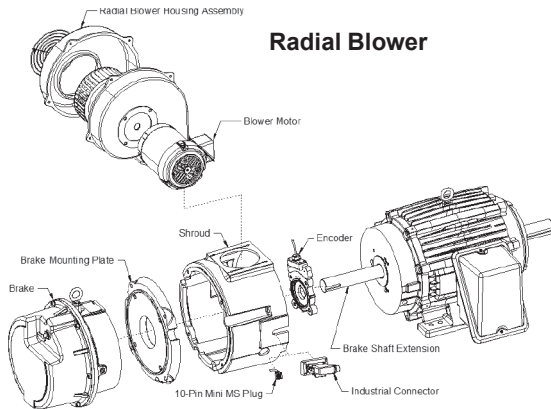
**Encoders:** Table by availability and list price on page 122.

**Brakes:** Table by nominal static torque, enclosure and list price on page 122.

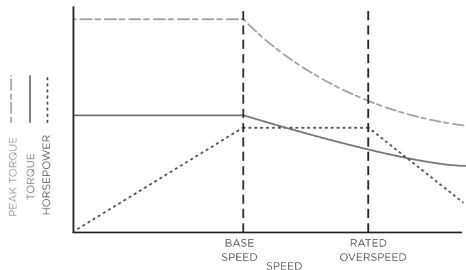
## Axial Blower



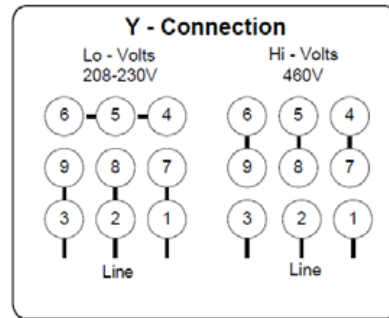
## Radial Blower



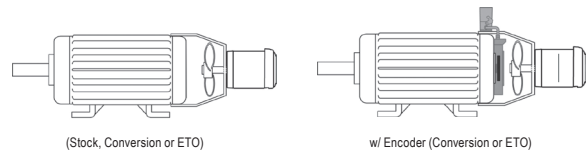
## Constant Torque and Horsepower Curves



## 3-Phase Blower Connection Data

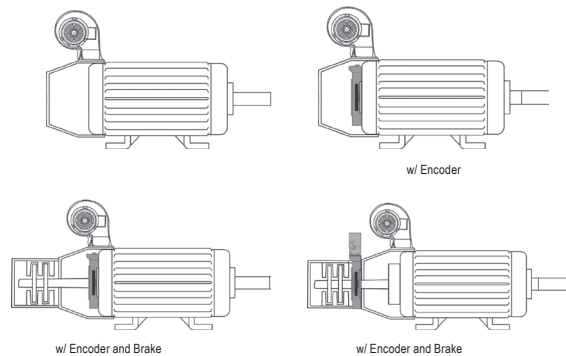


## Axial Blower Configurations:



## Radial Blower Configurations:

(All ETO Only)



GENERAL PURPOSE UNIMOUNT™  
GENERAL PURPOSE STEEL EDGE™  
GENERAL PURPOSE HOSTILE DUTY  
GENERAL PURPOSE CORRO-DUTY™  
GENERAL PURPOSE 84 PLUS™  
GENERAL PURPOSE OPEN DRIPPROOF™  
GENERAL PURPOSE HAZARDOUS LOCATION™  
GENERAL PURPOSE AUTOMOTIVE DUTY™  
COOLING TOWER DUTY™  
HAZARDOUS LOCATION™  
C-FACE MOTORS™  
VARIABLE SPEED MOTORS AND DRIVES™



## Definite Purpose Three Phase, Totally Enclosed Fan Cooled (TEFC) UNIMOUNT®, Inverter Duty 20:1 (3-60 Hertz) Speed Range Variable Torque, 5:1 (12-60 Hertz) Speed Range Constant Torque



UTI

### APPLICATIONS:

For use on pumps, fans, blowers or other variable torque applications. Constant torque applications requiring 5:1 or less speed range and applications requiring a drive bypass.

### FEATURES:

- INVERTER GRADE® Insulation System (Meets NEMA® MG-1 Part 31)
- Class F Thermostats (One Per Phase)
- Extruded Aluminum Frame (140: Rolled Steel)
- Aluminum End Shields With Steel Bearing Inserts
- 40°C Ambient, NEMA® Design B Performance On 60 Hertz Sine Wave Power
- Removable Base 180 Frame & Larger
- Lifting Provisions 180 Frame & Larger
- Regreasable Shaft-End Bearing 180 Frame & Larger
- Sealed Bearings 56-140, Double Shielded Bearings 180-280
- Double Dip & Bake With Extra Bracing
- Premium Efficient Design, Special Balance, F1 Assembly Position
- Class F Insulation, 1.15 S.F. On Sine Wave / 1.0 S.F. On PWM
- Constant Horsepower To 90 Hertz
- Precision Balance (< 0.08 In/Sec Vibration)
- C-Face Footed 1-5 HP
- Brake Kits Available 56-210 Frame
- Shaft Grounding Ring 140-250 Frame (Updating models to include Grounding Ring, confirm availability at time of order)

HP	RPM (Max Speed)	Voltage	Frame	Catalog Number	List	Discount Symbol	"C" Dim. (inches)	Ship Wt. (lbs)	NEMA Nom. Eff.	Full Load Amps	Notes
1/3	1800(3600)	230/460	56C	U13T2BCR	\$420	DS-VST	10.8	22	75.5	1.6/0.8	FTLS
1/2	1800(3600)	208-230/460	56C	UN12V2AC	\$444	DS-VST	8.8	26	84.0	2.0-2.1/1.1	28
	1800(3600)	230/460	56C	U12T2BCR	\$463	DS-VST	10.8	78	78.5	2.3/1.1	FTLS
	1200(2400)	208-230/460	56C	UN12V3BC	\$578	DS-VST	10.3	33	-	2.3-2.4/1.2	28
3/4	1800(3600)	208-230/460	56C	UN34V2AC	\$498	DS-VST	10.3	26	-	2.8-2.7/1.3	
	1800(3600)	230/460	56C	U34T2BCR	\$497	DS-VST	12.1	32	82.5	2.7/1.3	FTLS
	1200(2400)	208-230/460	56C	UN34V3BC	\$622	DS-VST	13.6	32	-	3.1-3.0/1.5	28
1	1800(3600)	208-230/460	56C	UN1V2AFC	\$553	DS-VST	11.8	37	85.5	3.5-3.4/1.7	28
	1800(3600)	230/460	143TC	U1V2BC	\$569	DS-VST	13.1	45	85.5	3.0/1.5	SGR
	1200(2400)	230/460	145TC	U1V3BC	\$740	DS-VST	13.1	42	82.5	3.7/1.8	SGR
1 1/2	3600(7200)	230/460	143TC	U32V1BC	\$646	DS-VST	13.1	37	84.0	3.9/1.9	SGR
	1800(3600)	208-230/460	56C	T32V2BFC	\$607	DS-VST	13.4	34	76.0	5.1-5.0/2.5	
	1800(3600)	230/460	145TC	U32V2BC	\$623	DS-VST	13.1	42	86.5	4.1/2.1	SGR
	1200(2400)	230/460	182TC	U32V3BC	\$864	DS-VST	16.2	60	87.5	4.5/2.2	SGR
2	3600(7200)	230/460	145TC	U2V1BC	\$675	DS-VST	13.1	40	85.5	5/2.5	SGR
	1800(3600)	230/460	145TC	U2V2BC	\$656	DS-VST	13.1	55	86.5	5.3/2.7	SGR
	1200(2400)	230/460	184TC	U2V3BC	\$961	DS-VST	16.9	70	88.5	6.2/3.1	SGR
3	3600(7200)	230/460	182TC	U3V1BC	\$882	DS-VST	16.2	60	86.5	8.2/4.1	SGR
	1800(3600)	230/460	182TC	U3V2BC	\$780	DS-VST	16.2	75	89.5	7.8/3.9	SGR
	1200(2400)	230/460	213TC	U3V3BC	\$1,191	DS-VST	18.8	115	89.5	8.6/4.3	SGR
5	3600(7200)	230/460	184TC	U5V1BC	\$1,106	DS-VST	16.2	75	88.5	12.3/6.1	SGR
	1800(3600)	230/460	184TC	U5V2BC	\$906	DS-VST	16.9	80	89.5	12.7/6.3	SGR
	1200(2400)	230/460	215TC	U5V3BC	\$1,705	DS-VST	20.3	145	89.5	14.2/7.1	SGR
7 1/2	3600(7200)	230/460	213T	U7V1B	\$1,371	DS-VST	18.6	105	89.5	17.9/9	SGR
	1800(3600)	230/460	213T	U7V2B	\$1,240	DS-VST	18.6	115	91.7	19.3/9.6	SGR
	1200(2400)	230/460	254T	U7V3B	\$2,276	DS-VST	23.9	212	91.0	18.6/9.3	SGR
10	3600(7200)	230/460	215T	U10V1B	\$1,607	DS-VST	20.1	125	90.2	23.5/11.8	SGR
	1800(3600)	230/460	215T	U10V2B	\$1,497	DS-VST	20.1	140	91.7	25.7/12.8	SGR
15	3600(7200)	230/460	254T	U15V1B	\$2,299	DS-VST	23.9	202	90.2	35/17.7	SGR
	1800(3600)	230/460	254T	U15V2B	\$2,068	DS-VST	23.9	180	92.4	37/18.4	SGR
20	3600(7200)	230/460	256T	U20V1B	\$2,846	DS-VST	25.6	222	90.2	47/23.4	SGR
	1800(3600)	230/460	256T	U20V2B	\$2,548	DS-VST	25.6	262	93.0	47/23.7	SGR

Note 28 TENV Enclosure  
Note FTLS Footless

Note SGR Shaft Grounding Ring

## Definite Purpose Three Phase, Totally Enclosed Fan Cooled (TEFC) World Motor HOSTILE DUTY®, Inverter Duty 20:1 (3-60 Hertz) Speed Range Variable Torque, 5:1 (12-60 Hertz) Speed Range Constant Torque

### APPLICATIONS:

For use on pumps, fans, blowers or other inverter powered applications having variable torque requirements.  
Constant torque applications requiring 5:1 or less speed range and applications requiring a drive bypass.

### FEATURES:

- Inverter Grade® Insulation System (Meets NEMA® MG-1 Part 31)
- Class F Thermostats (One Per Phase)
- Shaft Grounding Ring
- Corrosion Resistant Mill & Chemical Duty Paint
- Cast Iron Frame, Cast Iron End Brackets
- Stainless Steel Nameplate & Zinc Plated Hardware
- Shaft Slinger On Pulley End For IP54 Protection
- Dual Voltage 230/460 Volts (1-100 HP)
- 40°C Ambient, NEMA® Design B Performance On 60 Hz Sine Wave Power
- Regreaseable Ball Bearings 250 Frame & Up, Lifting Provisions
- Double Shielded Bearings 140-360, Open On 400-440
- Double Dip & Bake With Extra Bracing
- Class F Insulation, 1.15 S.F. On Sine Wave / 1.0 S.F. On PWM
- Constant Horsepower To 90 Hz
- Steel Fan Cover & Conduit Box
- Field Convertible To F2 Mounting
- Condensation Drains With Plastic Plugs
- Conversion Kits: All Cast Iron Upgrade, C&D Flanges, Canopy Kits
- C-Face Footed 1-5 HP
- Bearing Caps On 400-440
- Non-Drive End Insulated Bearing On 400-440

HP	RPM	Voltage	Frame	Catalog Number	List	Discount Symbol	"C" Dim. (inches)	Ship Wt. (lbs)	Full Load Eff.	Full Load Amps	Notes
1	1800(3600)	230/460	143TC	HD1V2BC	\$639	DS-VSTW	14.0	60	85.5	3/1.5	SGR
	1800(3600)	230/460	143T	HD1V2B	\$530	DS-VSTW	13.5	60	85.5	3/1.5	SGR
	1200(2400)	230/460	145TC	HD1V3BC	\$785	DS-VSTW	14.0	70	82.5	3.7/1.8	SGR
	1200(2400)	230/460	145T	HD1V3B	\$676	DS-VSTW	13.5	70	82.5	3.7/1.8	SGR
1 1/2	3600(7200)	230/460	143TC	HD32V1BC	\$699	DS-VSTW	14.0	50	84.0	3.9/1.9	SGR
	3600(7200)	230/460	143T	HD32V1B	\$590	DS-VSTW	13.5	50	84.0	3.9/1.9	SGR
	1800(3600)	230/460	145TC	HD32V2BC	\$675	DS-VSTW	14.0	70	86.5	4.1/2.1	SGR
	1800(3600)	230/460	145T	HD32V2B	\$566	DS-VSTW	13.5	70	86.5	4.1/2.1	SGR
	1200(2400)	230/460	182TC	HD32V3BC	\$848	DS-VSTW	17.1	90	87.5	4.5/2.2	SGR
	1200(2400)	230/460	182T	HD32V3B	\$761	DS-VSTW	16.3	90	87.5	4.5/2.2	SGR
2	3600(7200)	230/460	145TC	HD2V1BC	\$722	DS-VSTW	14.0	50	85.5	5/2.5	SGR
	3600(7200)	230/460	145T	HD2V1B	\$613	DS-VSTW	13.5	50	85.5	5/2.5	SGR
	1800(3600)	230/460	145TC	HD2V2BC	\$731	DS-VSTW	14.0	70	86.5	5.3/2.7	SGR
	1800(3600)	230/460	145T	HD2V2B	\$622	DS-VSTW	13.5	70	86.5	5.3/2.7	SGR
	1200(2400)	230/460	184TC	HD2V3BC	\$935	DS-VSTW	17.1	110	88.5	6.2/3.1	SGR
	1200(2400)	230/460	184T	HD2V3B	\$868	DS-VSTW	16.3	100	88.5	6.2/3.1	SGR
3	3600(7200)	230/460	182TC	HD3V1BC	\$861	DS-VSTW	17.1	80	86.5	8.2/4.1	SGR
	3600(7200)	230/460	182T	HD3V1B	\$712	DS-VSTW	16.3	70	86.5	8.2/4.1	SGR
	1800(3600)	230/460	182TC	HD3V2BC	\$828	DS-VSTW	17.1	100	89.5	7.8/3.9	SGR
	1800(3600)	230/460	182T	HD3V2B	\$679	DS-VSTW	16.3	90	89.5	7.8/3.9	SGR
	1200(2400)	230/460	213TC	HD3V3BC	\$1,120	DS-VSTW	19.6	170	89.5	8.6/4.3	SGR
	1200(2400)	230/460	213T	HD3V3B	\$1081	DS-VSTW	19.6	150	89.5	8.6/4.3	SGR
5	3600(7200)	230/460	184TC	HD5V1BC	\$994	DS-VSTW	17.1	90	88.5	12.3/6.1	SGR
	3600(7200)	230/460	184T	HD5V1B	\$844	DS-VSTW	16.3	90	88.5	12.3/6.1	SGR
	1800(3600)	230/460	184TC	HD5V2BC	\$923	DS-VSTW	17.1	110	89.5	12.7/6.3	SGR
	1800(3600)	230/460	184T	HD5V2B	\$774	DS-VSTW	16.3	100	89.5	12.7/6.3	SGR
	1200(2400)	230/460	215TC	HD5V3BC	\$1,540	DS-VSTW	20.4	180	89.5	14.2/7.1	SGR
	1200(2400)	230/460	215T	HD5V3B	\$1395	DS-VSTW	19.6	170	89.5	14.2/7.1	SGR
7 1/2	3600(7200)	230/460	213T	HD7V1B	\$1,099	DS-VSTW	19.6	130	89.5	18.1/9	SGR
	1800(3600)	230/460	213T	HD7V2B	\$1,055	DS-VSTW	19.6	150	91.7	19.1/9.6	SGR
	1200(2400)	230/460	254T	HD7V3B	\$1,873	DS-VSTW	24.9	230	91.0	18.8/9.4	SGR

Note SGR Shaft Grounding Ring

## Definite Purpose Three Phase, Totally Enclosed Fan Cooled (TEFC) World Motor HOSTILE DUTY®, Inverter Duty 20:1 (3-60 Hertz) Speed Range Variable Torque, 5:1 (12-60 Hertz) Speed Range Constant Torque

(continued)

HP	RPM	Voltage	Frame	Catalog Number	List	Discount Symbol	"C" Dim. (inches)	Ship Wt. (lbs)	Full Load Eff.	Full Load Amps	Notes
10	3600(7200)	230/460	215T	HD10V1B	\$1,281	DS-VSTW	19.6	140	90.2	23.5/11.8	SGR
	1800(3600)	230/460	215T	HD10V2B	\$1,313	DS-VSTW	19.6	170	91.7	25.7/12.8	SGR
	1200(2400)	230/460	256T	HD10V3B	\$2,226	DS-VSTW	24.9	250	91.0	24.9/12.4	SGR
15	3600(7200)	230/460	254T	HD15V1B	\$1,803	DS-VSTW	24.9	250	91.0	35/17.4	SGR
	1800(3600)	230/460	254T	HD15V2B	\$1,757	DS-VSTW	24.9	250	92.4	36/18	SGR
	1200(2400)	230/460	284T	HD15V3B	\$2,941	DS-VSTW	27.5	310	91.7	37/18.5	SGR
20	3600(7200)	230/460	256T	HD20V1B	\$2,235	DS-VSTW	24.9	260	91.0	46/23	SGR
	1800(3600)	230/460	256T	HD20V2B	\$2,186	DS-VSTW	24.9	280	93.0	47/23.7	SGR
	1200(2400)	230/460	286T	HD20V3B	\$3,616	DS-VSTW	27.5	350	91.7	49/24.4	SGR
25	3600(7200)	230/460	284TS	HD25V1BS	\$2,658	DS-VSTW	26.1	310	91.7	58/28.8	SGR
	1800(2700)	230/460	284T	HD25V2B	\$2,571	DS-VSTW	27.5	330	93.6	58/29.2	SGR
	1200(2400)	230/460	324T	HD25V3B	\$4,619	DS-VSTW	30.1	490	93.0	59/29.3	SGR
30	3600(5400)	230/460	286TS	HD30V1BS	\$3,188	DS-VSTW	26.1	310	91.7	69/35	SGR
	1800(2700)	230/460	286T	HD30V2B	\$3,053	DS-VSTW	27.5	340	93.6	70/35	SGR
	1200(2400)	230/460	326T	HD30V3B	\$5,254	DS-VSTW	30.1	520	93.0	70/35	SGR
40	3600(5400)	230/460	324TS	HD40V1BS	\$3,758	DS-VSTW	28.6	410	92.4	92/46	SGR
	1800(2700)	230/460	324T	HD40V2B	\$3,644	DS-VSTW	30.1	450	94.1	92/46	SGR
	1200(2400)	230/460	364T	HD40V3B	\$5,821	DS-VSTW	32.3	630	94.1	94/47	SGR
50	3600(5400)	230/460	326TS	HD50V1BS	\$5,036	DS-VSTW	28.6	480	93.0	112/56	SGR
	1800(2700)	230/460	326T	HD50V2B	\$4,524	DS-VSTW	30.1	550	94.5	112/56	SGR
	1200(2400)	230/460	365T	HD50V3B	\$7,239	DS-VSTW	32.3	680	94.1	117/59	SGR
60	3600(5400)	230/460	364TS	HD60V1BS	\$6,476	DS-VSTW	30.2	560	93.6	136/68	SGR
	1800(3600)	230/460	364T	HD60V2B	\$6,330	DS-VSTW	32.3	640	95.0	137/68	SGR
	1200(2400)	230/460	404T	HD60V3B	\$8,517	DS-VSTW	37.6	940	94.5	141/71	SGR
75	3600(4500)	230/460	365TS	HD75V1BS	\$8,339	DS-VSTW	30.2	650	94.1	165/83	SGR
	1800(3600)	230/460	365T	HD75V2B	\$7,728	DS-VSTW	32.3	700	95.4	170/85	SGR
	1200(2400)	230/460	405T	HD75V3B	\$10,133	DS-VSTW	37.6	970	94.5	178/89	SGR
100	3600(4500)	230/460	405TS	HD100V1BS	\$11,178	DS-VSTW	34.6	900	94.1	228/114	SGR
	1800(3600)	230/460	405T	HD100V2B	\$10,133	DS-VSTW	34.6	980	95.4	229/115	SGR
	1200(2400)	460	444T	HD100V3C	\$13,603	DS-VSTW	44.4	1450	95.0	120	SGR
125	3600(4500)	460	444TS	HD125V1CS	\$13,997	DS-VSTW	40.6	1300	95.0	142	SGR
	1800(3600)	460	444T	HD125V2C	\$13,146	DS-VSTW	44.4	1260	95.4	141	SGR
	1200(2400)	460	445T	HD125V3C	\$16,895	DS-VSTW	44.4	1500	95.0	153	SGR
150	3600(4500)	460	445TS	HD150V1CS	\$17,743	DS-VSTW	40.6	1410	95.0	167	SGR
	1800(3600)	460	445T	HD150V2C	\$15,831	DS-VSTW	44.4	1480	95.8	171	SGR
	1200(2400)	460	445T	HD150V3C	\$19,320	DS-VSTW	44.4	1760	95.8	179	SGR
200	3600(4500)	460	447TS	HD200V1CS	\$24,249	DS-VSTW	44.1	1600	95.4	222	SGR
	1800(3600)	460	447T	HD200V2C	\$20,503	DS-VSTW	47.9	1710	96.2	226	SGR

Note SGR Shaft Grounding Ring

# Definite Purpose Three Phase, Totally Enclosed Fan Cooled (TEFC) Hostile Duty, Inverter Duty 20:1 (3-60 Hertz) Speed Range Variable Torque

## APPLICATIONS:

For use on pumps, fans, blowers or other inverter powered applications having variable torque requirements. Constant torque applications requiring 5:1 or less speed range and applications requiring a drive bypass.



CTI

## FEATURES:

- INVERTER GRADE<sup>®</sup> Insulation System (Meets NEMA<sup>®†</sup> MG-1 Part 31)
- Class F Thermostats (One Per Phase)
- Cast Iron Frame (140: Rolled Steel), Cast Iron End Brackets
- Corrosion Resistant Mill & Chemical Duty Paint
- Stainless Steel Nameplate & Zinc Plated Hardware
- Shaft Slinger On Pulley End For IP54 Protection
- 40°C Ambient, NEMA<sup>®†</sup> Design B Performance On 60 Hertz Sine Wave Power
- Special Balance
- Regreasable Bearings 250 Frame & Up
- Double Shielded Bearings 140-360, Open On 400-440
- Double Dip & Bake With Extra Bracing
- Premium Efficient Design, F1 Assembly Position
- Class F Insulation, 1.15 S.F. On Sine Wave / 1.0 S.F. On PWM
- Constant Horsepower To 90 Hertz
- C-Face Footed 1-5 HP
- Conversion Kits: All Cast Iron Upgrade, C&D Flanges, Canopy Kits (except 320-360)

HP	RPM (Max Speed)	Voltage	Frame	Catalog Number	List	Discount Symbol	"C" Dim. (inches)	Ship Wt. (lbs)	NEMA Nom. Eff.	Full Load Amps	Notes
1	1800(3600)	230/460	143TC	H1V2BC	\$573	DS-VST	12.6	67	85.5	2.9/1.5	
	1200(2400)	230/460	145TC	H1V3BC	\$779	DS-VST	12.6	72	81.5	3.7/1.9	
1 1/2	3600(7200)	230/460	143TC	H32V1BC	\$660	DS-VST	12.6	65	84.0	3.9/1.9	
	1800(3600)	230/460	145TC	H32V2BC	\$635	DS-VST	12.6	72	85.5	4.4/2.2	
	1200(2400)	230/460	182TC	H32V3BC	\$864	DS-VST	16.8	100	86.5	5/2.5	
2	3600(7200)	230/460	145TC	H2V1BC	\$784	DS-VST	12.6	72	86.5	4.9/2.4	
	1800(3600)	230/460	145TC	H2V2BC	\$696	DS-VST	12.6	82	85.5	5.5/2.8	
	1200(2400)	230/460	184TC	H2V3BC	\$961	DS-VST	16.3	110	87.5	6/3	
3	3600(7200)	230/460	182TC	H3V1BC	\$882	DS-VST	16.3	100	87.5	7.8/3.9	
	1800(3600)	230/460	182TC	H3V2BC	\$780	DS-VST	16.8	100	89.5	7.8/3.9	
	1200(2400)	230/460	213TC	H3V3BC	\$1,191	DS-VST	19.2	160	90.2	8.7/4.4	
5	3600(7200)	230/460	184TC	H5V1BC	\$1,106	DS-VST	16.8	110	88.5	12.2/6.1	
	1800(3600)	230/460	184TC	H5V2BC	\$906	DS-VST	16.8	110	89.5	12.8/6.4	
	1200(2400)	230/460	215TC	H5V3BC	\$1,705	DS-VST	20.6	175	90.2	14/7	
7 1/2	1800(3600)	230/460	213T	H7V2B	\$1,240	DS-VST	19.2	167	91.0	18.4/9.2	
	1200(2400)	230/460	254T	H7V3B	\$2,276	DS-VST	25.3	300	91.0	18.6/9.3	
10	3600(7200)	230/460	215T	H10V1B	\$1,607	DS-VST	19.2	175	91.0	23.5/11.8	
	1800(3600)	230/460	215T	H10V2B	\$1,497	DS-VST	19.2	175	91.7	23.8/11.9	
	1200(2400)	230/460	256T	H10V3B	\$2,749	DS-VST	25.5	352	91.7	24.5/12.3	
15	3600(7200)	230/460	254T	H15V1B	\$2,299	DS-VST	25.3	300	90.2	35/17.7	
	1800(3600)	230/460	254T	H15V2B	\$2,068	DS-VST	25.3	300	92.4	37/18.4	
	1200(2400)	230/460	284T	H15V3B	\$3,831	DS-VST	35.7	380	91.7	37/18.6	
20	3600(7200)	230/460	256T	H20V1B	\$2,846	DS-VST	25.5	362	90.2	47/23.4	
	1800(3600)	230/460	256T	H20V2B	\$2,548	DS-VST	25.6	360	93.0	47/23.7	
	1200(2400)	230/460	286T	H20V3B	\$4,640	DS-VST	27.0	410	91.7	49/24.5	
25	3600(7200)	230/460	284TS	H25V1BS	\$3,491	DS-VST	25.6	380	91.7	59/29.5	
	1800(2700)	230/460	284T	H25V2B	\$3,058	DS-VST	27.0	380	93.0	59/29.4	
	1200(2400)	230/460	324T	H25V3B	\$5,521	DS-VST	30.6	600	93.0	62/31	
30	3600(5400)	230/460	286TS	H30V1BS	\$4,094	DS-VST	25.6	400	91.7	69/35	
	1800(2700)	230/460	286T	H30V2B	\$3,566	DS-VST	27.0	440	93.6	69/34	
	1200(2400)	230/460	326T	H30V3B	\$6,515	DS-VST	30.6	675	93.0	74/37	

GENERAL PURPOSE UNIMOUNT<sup>™</sup>  
 GENERAL PURPOSE STEEL EDGE<sup>™</sup>  
 GENERAL PURPOSE HOSTILE DUTY  
 GENERAL PURPOSE CORRO-DUTY<sup>™</sup>  
 GENERAL PURPOSE 84 PLUS<sup>™</sup>  
 GENERAL PURPOSE OPEN DRIPPROOF  
 GENERAL PURPOSE HAZARDOUS LOCATION  
 GENERAL PURPOSE AUTOMOTIVE DUTY  
 COOLING TOWER DUTY  
 HAZARDOUS LOCATION  
 C-FACE MOTORS  
 VARIABLE SPEED MOTORS AND DRIVES

GENERAL PURPOSE  
UNIMOUNT®GENERAL PURPOSE  
STEEL EDGE™GENERAL PURPOSE  
HOSTILE DUTYGENERAL PURPOSE  
CORRO-DUTY™GENERAL PURPOSE  
841 PLUS®GENERAL PURPOSE  
OPEN DRIPPROOFGENERAL PURPOSE  
HAZARDOUS LOCATIONGENERAL PURPOSE  
AUTOMOTIVE DUTYCOOLING TOWER  
DUTYHAZARDOUS  
LOCATIONC-FACE  
MOTORSVARIABLE SPEED  
MOTORS AND DRIVES

## Definite Purpose Three Phase, Totally Enclosed Fan Cooled (TEFC) Hostile Duty, Inverter Duty 20:1 (3-60 Hertz) Speed Range Variable Torque

(continued)

HP	RPM (Max Speed)	Voltage	Frame	Catalog Number	List	Discount Symbol	"C" Dim. (inches)	Ship Wt. (lbs)	NEMA Nom. Eff.	Full Load Amps	Notes
40	3600(5400)	230/460	324TS	H40V1BS	\$5,290	DS-VST	29.1	560	92.4	91/46	
	1800(2700)	230/460	324T	H40V2B	\$4,656	DS-VST	30.6	600	94.1	90/45	
	1200(2400)	230/460	364T	H40V3B	\$8,775	DS-VST	32.9	875	94.1	93/46	
50	3600(5400)	230/460	326TS	H50V1BS	\$6,807	DS-VST	29.1	600	93.0	112/56	
	1800(2700)	230/460	326T	H50V2B	\$5,717	DS-VST	30.6	710	94.5	113/56	
	1200(2400)	230/460	365T	H50V3B	\$10,109	DS-VST	32.9	900	94.1	116/58	
60	3600(5400)	230/460	364TS	H60V1BS	\$9,086	DS-VST	30.4	790	93.6	136/68	
	1800(3600)	230/460	364T	H60V2B	\$8,312	DS-VST	32.6	825	95.0	138/69	
75	3600(4500)	230/460	365TS	H75V1BS	\$11,411	DS-VST	30.4	830	93.6	167/83	
	1800(3600)	230/460	365T	H75V2B	\$10,572	DS-VST	32.6	910	95.0	168/84	
	1200(2400)	230/460	405T	H75V3B	\$14,042	DS-VST	37.6	1300	94.5	175/87	
100	1800(3600)	230/460	405T	H100V2B	\$13,028	DS-VST	37.6	1250	95.4	225/113	
	1200(2400)	460	444T	H100V3C	\$19,226	DS-VST	45.8	1660	95.0	122	
125	3600(4500)	460	444TS	H125V1CS	\$19,027	DS-VST	41.7	1660	95.8	142	
	1800(3600)	460	444T	H125V2C	\$16,217	DS-VST	45.8	1675	95.4	146	
	1200(2400)	460	445T	H125V3C	\$21,991	DS-VST	45.8	1750	95.4	151	
150	3600(4500)	460	445TS	H150V1CS	\$23,415	DS-VST	41.7	1700	95.8	171	
	1800(3600)	460	445T	H150V2C	\$19,249	DS-VST	45.8	1780	95.8	171	
	1200(2400)	460	447T	H150V3C	\$25,259	DS-VST	45.4	2100	95.0	181	
200	3600(4500)	460	447TS	H200V1CS	\$29,591	DS-VST	45.2	2025	96.2	217	
	1800(3600)	460	447T	H200V2C	\$23,452	DS-VST	48.9	2120	95.8	226	



# Definite Purpose Three Phase, Totally Enclosed Fan Cooled (TEFC) Hostile Duty, Inverter Duty 20:1 (3-60 Hertz) Speed Range Constant Torque

## APPLICATIONS:

For use on pumps, fans, blowers or other inverter powered applications having variable torque requirements.  
Constant torque applications requiring 5:1 or less speed range and applications requiring a drive bypass.

## FEATURES:

- INVERTER GRADE<sup>®</sup> Insulation System (Meets NEMA<sup>®†</sup> MG-1 Part 31)
- Class F Thermostats (One Per Phase)
- Cast Iron Frame, Cast Iron End Brackets
- Corrosion Resistant Mill & Chemical Duty Paint
- Stainless Steel Nameplate & Zinc Plated Hardware
- Shaft Slinger On Pulley End For IP54 Protection
- 40°C Ambient, NEMA<sup>®†</sup> Design B Performance
- Regreasable Bearings 250 Frame & Up, Lifting Provisions Standard
- Double Shielded Bearings 180-360 Frame
- Double Dip & Bake With Extra Bracing
- Premium Efficient Design, Special Balance, F1 Assembly Position
- Class H Insulation, 1.15 S.F. On Sine Wave / 1.0 S.F. On PWM
- Cast Iron Inner Bearing Caps (280 Frame & Up)
- Encoder Provision Standard on Stock Models
- Insulated Shaft ODE 400 Frame & Up
- Shaft Grounding Standard
- Conversion Kits: All Cast Iron Upgrade, C&D Flanges, Canopy Kits (except 320-360)

HP	RPM (Max Speed)	Voltage	Frame	Catalog Number	List	Discount Symbol	"C" Dim. (inches)	Ship Wt. (lbs)	NEMA Nom. Eff.	Full Load Amps	Notes
3	1800(3600)	230/460	182TC	HN3T2BC	\$1,213	DS-VST	16.5	110	89.5	9.1/4.5	14
	1200(2400)	230/460	213TC	HN3T3BC	\$2,151	DS-VST	20.0	157	89.5	8.8/4.4	14
5	1800(3600)	230/460	184T	H5T2B	\$985	DS-VST	15.6	110	89.5	13.4/6.7	14
	1800(3600)	230/460	184TC	H5T2BC	\$1,086	DS-VST	16.3	110	89.5	13.4/6.7	14
	1800(3600)	230/460	213TC	HN5T2BC	\$1,604	DS-VST	20.0	167	91.0	15.4/7.7	14
	1200(2400)	230/460	215TC	HN5T3BC	\$2,821	DS-VST	20.0	180	89.5	14.6/7.3	14
7 1/2	1200(2400)	230/460	254TC	H7T3BC	\$2,675	DS-VST	26.1	300	91.0	20.2/10.1	14
	1200(2400)	230/460	254TC	HN7T3BC	\$3,428	DS-VST	26.1	300	91.7	19.4/9.7	14
	1800(3600)	230/460	213T	H7T2B	\$1,348	DS-VST	19.2	160	91.7	21.1/10.5	14
	1800(3600)	230/460	213TC	H7T2BC	\$1,497	DS-VST	19.9	160	91.7	21.1/10.5	14
	1800(3600)	230/460	213TC	HN7T2BC	\$1,907	DS-VST	20.0	175	91.7	20.5/10.2	14
10	1800(3600)	230/460	254TC	HN10T2BC	\$2,628	DS-VST	26.1	320	91.7	27.1/13.5	14
	1800(3600)	230/460	215T	H10T2B	\$1,628	DS-VST	19.2	175	91.7	27.7/13.9	14
	1800(3600)	230/460	215TC	H10T2BC	\$2,172	DS-VST	19.9	175	91.7	27.7/13.9	14
	1200(2400)	230/460	256TC	H10T3BC	\$3,189	DS-VST	26.1	340	91.7	26.1/13	14
	1200(2400)	230/460	256TC	HN10T3BC	\$4,023	DS-VST	26.1	340	91.7	26/13	14
15	1800(3600)	230/460	254T	H15T2B	\$2,248	DS-VST	25.6	300	92.4	38/19	14
	1800(3600)	230/460	254TC	H15T2BC	\$2,449	DS-VST	26.1	300	92.4	38/19	14
	1800(3600)	230/460	254TC	HN15T2BC	\$3,193	DS-VST	26.1	300	92.4	37/18.6	14
	1200(2400)	230/460	284T	H15T3B	\$4,164	DS-VST	27.0	385	91.7	38/19.2	14
20	1800(3600)	230/460	256T	H20T2B	\$2,770	DS-VST	25.6	370	93.0	51/25.6	14
	1800(3600)	230/460	256TC	H20T2BC	\$3,253	DS-VST	26.1	340	93.0	51/25.6	14
	1200(2400)	230/460	286T	H20T3B	\$5,044	DS-VST	27.0	400	91.7	53/26.6	14
25	1800(2700)	230/460	284T	H25T2B	\$3,324	DS-VST	27.1	387	93.6	62/31	14
	1200(2400)	230/460	324T	H25T3B	\$6,001	DS-VST	30.7	600	93.0	71/36	14
30	1800(2700)	230/460	286T	H30T2B	\$3,876	DS-VST	27.1	440	93.6	75/37	14
	1200(2400)	230/460	326T	H30T3B	\$7,081	DS-VST	30.7	625	93.0	79/40	14

Note 14 NEMA<sup>®†</sup> Design A

GENERAL PURPOSE  
UNIMOUNT®GENERAL PURPOSE  
STEEL EDGE™GENERAL PURPOSE  
HOSTILE DUTYGENERAL PURPOSE  
CORRO-DUTY™GENERAL PURPOSE  
841 PLUS®GENERAL PURPOSE  
OPEN DRIPPROOFGENERAL PURPOSE  
HAZARDOUS LOCATIONGENERAL PURPOSE  
AUTOMOTIVE DUTYCOOLING TOWER  
DUTYHAZARDOUS  
LOCATIONC-FACE  
MOTORSVARIABLE SPEED  
MOTORS AND DRIVES

## Definite Purpose Three Phase, Totally Enclosed Fan Cooled (TEFC) Hostile Duty, Inverter Duty 20:1 (3-60 Hertz) Speed Range Constant Torque

(continued)

HP	RPM (Max Speed)	Voltage	Frame	Catalog Number	List	Discount Symbol	"C" Dim. (inches)	Ship Wt. (lbs)	NEMA Nom. Eff.	Full Load Amps	Notes
40	1800(2700)	230/460	324T	H40T2B	\$5,061	DS-VST	30.7	600	94.1	101/51	14
	1200(2400)	230/460	364T	H40T3B	\$9,538	DS-VST	32.3	740	94.5	97/48	14
50	1800(2700)	230/460	326T	H50T2B	\$6,214	DS-VST	32.3	625	94.5	116/58	14
	1200(2400)	230/460	365T	H50T3B	\$10,988	DS-VST	32.3	910	94.5	118/59	14
60	1800(3600)	230/460	364T	H60T2B	\$9,035	DS-VST	32.3	740	95.4	137/69	14
	1200(2400)	230/460	404T	H60T3B	\$12,945	DS-VST	37.6	1160	94.5	149/74	14
75	1800(3600)	230/460	365T	H75T2B	\$11,491	DS-VST	32.3	910	95.4	182/91	14
	1200(2400)	230/460	405T	H75T3B	\$15,263	DS-VST	37.6	1180	94.5	188/94	14
100	1800(3600)	230/460	405T	H100T2B	\$14,161	DS-VST	37.6	1180	95.4	225/113	
	1200(2400)	230/460	444T	H100T3B	\$20,898	DS-VST	45.4	1660	95.0	247/123	14
125	1800(3600)	460	444T	H125T2C	\$17,628	DS-VST	45.4	1660	95.4	164	14
150	1800(3600)	460	445T	H150T2C	\$20,923	DS-VST	45.4	1700	95.8	180	14
200	1800(3600)	460	447T	H200T2C	\$23,452	DS-VST	48.9	2025	96.2	241	14
250	1800(3600)	460	449T	C250T2C	\$30,428	DS-VST	55.1	2400	96.5	289	14
300	1800(3600)	460	449T	C300T2C	\$41,403	DS-VST	55.1	2400	96.8	327	14
350	1800(3600)	460	449T	C350T2C	\$49,229	DS-VST	55.1	2400	96.2	397	14

Note 14 NEMA<sup>®</sup> Design A

# Definite Purpose Three Phase, Open Drip Proof (ODP) Inverter Duty 20:1 (3-60 Hertz) Speed Range Variable Torque, 5:1 (12-60 Hertz) Speed Range Constant Torque



DI, RI

## APPLICATIONS:

For use on pumps, fans, blowers or other inverter powered applications.

## FEATURES:

- INVERTER GRADE® Insulation System (Meets NEMA® MG-1 Part 31)
- Class F Thermostats (One Per Phase)
- Rolled Steel Frame (140-320), Cast Iron Frame (360-440)
- Aluminum End Shields 140-250, Cast Iron End Shields 280-440
- 40°C Ambient, NEMA® Design B Performance On 60 Hertz Sine Wave Power
- Constant Horsepower To 90 Hertz
- Lifting Provisions (210 Frame & Up)
- Regreaseable Bearings 180 Frame & Up, Lifting Provisions 210 Frame & Up
- Double Shielded Bearings 140-400, Open On 440 Frame
- Double Dip & Bake With Extra Bracing
- Premium Efficient Design, Special Balance, F1 Assembly Position
- Class F Insulation, 1.15 S.F. On Sine Wave / 1.0 S.F. On PWM
- Conversion Kits: Canopy Kits (140-320 Frame)
- For VFD Guidelines, Refer to Page vii

HP	RPM (Max Speed)	Voltage	Frame	Catalog Number	List	Discount Symbol	"C" Dim. (inches)	Ship Wt. (lbs)	NEMA Nom. Eff.	Full Load Amps	Notes
1	1800(3600)	230/460	143T	D1V2B	\$525	DS-VSO	12.8	30	85.5	3.1/1.6	
1 1/2	1800(3600)	230/460	145T	D32V2B	\$550	DS-VSO	12.8	35	86.5	4.2/2.1	
	1200(2400)	230/460	182T	D32V3B	\$708	DS-VSO	13.7	50	86.5	5.3/2.6	SGR
2	1800(3600)	230/460	145T	D2V2B	\$604	DS-VSO	12.8	35	86.5	5.6/2.8	
	1200(2400)	230/460	184T	D2V3B	\$793	DS-VSO	13.7	60	87.5	6.3/3.1	SGR
3	1800(3600)	230/460	182T	D3V2B	\$642	DS-VSO	13.7	50	89.5	7.6/3.8	SGR
5	3600(7200)	230/460	182T	D5V1B	\$667	DS-VSO	13.7	50	88.5	12.3/6.2	SGR
	1800(3600)	230/460	184T	D5V2B	\$726	DS-VSO	13.7	60	89.5	12.4/6.2	SGR
	1200(2400)	230/460	215T	D5V3B	\$1,324	DS-VSO	17.5	105	88.5	14.4/7.2	
7 1/2	3600(7200)	230/460	184T	D7V1B	\$1,038	DS-VSO	13.7	60	88.5	18.1/9.1	SGR
	1800(3600)	230/460	213T	D7V2B	\$1,011	DS-VSO	16.0	94	91.0	18.5/9.3	SGR
	1200(2400)	230/460	254T	D7V3B	\$1,679	DS-VSO	22.7	150	91.7	18.9/9.5	
10	3600(7200)	230/460	213T	D10V1B	\$1,214	DS-VSO	16.0	94	90.2	24.3/12.2	
	1800(3600)	230/460	215T	D10V2B	\$1,231	DS-VSO	17.5	104	91.0	24.5/12.2	SGR
	1200(2400)	230/460	256T	D10V3B	\$2,184	DS-VSO	22.7	160	91.7	25.1/12.6	
15	3600(7200)	230/460	215T	D15V1B	\$1,669	DS-VSO	17.5	104	90.2	36/18	
	1800(3600)	230/460	254T	D15V2B	\$1,767	DS-VSO	22.6	162	92.4	37/18.6	SGR
	1200(2400)	230/460	284T	D15V3B	\$2,788	DS-VSO	24.9	312	91.7	37/18.5	
20	3600(7200)	230/460	254T	D20V1B	\$2,019	DS-VSO	22.6	162	91.0	46/23.2	
	1800(3600)	230/460	256T	D20V2B	\$2,266	DS-VSO	22.7	160	93.0	48/24	SGR
	1200(2400)	230/460	286T	D20V3B	\$3,398	DS-VSO	24.9	337	91.7	49/24.4	
25	3600(7200)	230/460	256T	D25V1B	\$2,640	DS-VSO	22.7	160	91.0	58/29.2	
	1800(2700)	230/460	284T	D25V2B	\$2,744	DS-VSO	24.9	162	93.6	58/29.2	SGR
	1200(2400)	230/460	324T	D25V3B	\$3,732	DS-VSO	27.3	416	93.0	59/29.3	
30	3600(5400)	230/460	284TS	D30V1BS	\$3,033	DS-VSO	23.5	312	92.4	68/34	
	1800(2700)	230/460	286T	D30V2B	\$3,174	DS-VSO	24.9	362	94.1	69/34	SGR
	1200(2400)	230/460	326T	D30V3B	\$4,173	DS-VSO	27.3	446	93.0	70/35	
40	3600(5400)	230/460	286TS	D40V1BS	\$3,315	DS-VSO	23.5	362	93.0	90/45	
	1800(2700)	230/460	324T	D40V2B	\$3,322	DS-VSO	27.3	731	94.1	91/46	SGR
	1200(2400)	230/460	364T	D40V3B	\$6,654	DS-VSO	28.7	580	94.5	92/46	
50	3600(5400)	230/460	324TS	D50V1BS	\$3,729	DS-VSO	25.8	416	93.0	117/59	
	1800(2700)	230/460	326T	D50V2B	\$3,894	DS-VSO	27.3	611	94.1	114/57	SGR
	1200(2400)	230/460	365T	D50V3B	\$7,492	DS-VSO	29.7	580	94.5	115/57	
60	3600(5400)	230/460	326TS	D60V1BS	\$5,005	DS-VSO	25.8	446	93.6	135/67	
	1800(3600)	230/460	364T	D60V2B	\$5,216	DS-VSO	28.7	580	95.0	138/69	

Note SGR Shaft Grounding Ring

GENERAL PURPOSE  
UNIMOUNT®GENERAL PURPOSE  
STEEL EDGE™GENERAL PURPOSE  
HOSTILE DUTYGENERAL PURPOSE  
CORRO-DUTY™GENERAL PURPOSE  
841 PLUS®GENERAL PURPOSE  
OPEN DRIPPROOFGENERAL PURPOSE  
HAZARDOUS LOCATIONGENERAL PURPOSE  
AUTOMOTIVE DUTYCOOLING TOWER  
DUTYHAZARDOUS  
LOCATIONC-FACE  
MOTORSVARIABLE SPEED  
MOTORS AND DRIVES

## Definite Purpose Three Phase, Open Drip Proof (ODP) Inverter Duty 20:1 (3-60 Hertz) Speed Range Variable Torque, 5:1 (12-60 Hertz) Speed Range Constant Torque



DI, RI

(continued)

HP	RPM (Max Speed)	Voltage	Frame	Catalog Number	List	Discount Symbol	"C" Dim. (inches)	Ship Wt. (lbs)	NEMA Nom. Eff.	Full Load Amps	Notes
75	3600(4500)	230/460	364TS	D75V1BS	\$6,592	DS-VSO	26.6	580	94.1	171/85	
	1800(3600)	230/460	365T	D75V2B	\$6,176	DS-VSO	29.7	600	95.0	171/86	
	1200(2400)	230/460	405T	D75V3B	\$9,715	DS-VSO	34.1	800	94.5	172	
100	3600(4500)	230/460	365TS	D100V1BS	\$7,282	DS-VSO	27.6	600	94.1	224/112	
	1800(3600)	230/460	404T	D100V2B	\$7,360	DS-VSO	32.6	868	95.4	224/112	
	1200(2400)	460	444T	D100V3C	\$11,507	DS-VSO	39.8	1100	95.0	117	SGR
125	3600(4500)	460	404TS	D125V1CS	\$9,490	DS-VSO	29.6	763	95.0	136	
	1800(3600)	460	405T	D125V2C	\$9,530	DS-VSO	34.1	813	95.4	140	
150	3600(4500)	230/460	405TS	D150V1BS	\$11,710	DS-VSO	31.1	800	94.5	327/164	
	1800(3600)	460	444T	D150V2C	\$12,460	DS-VSO	39.8	1100	95.8	170	SGR
	1200(2400)	460	445T	D150V3C	\$16,294	DS-VSO	39.8	1200	95.4	174	SGR
200	1800(3600)	460	445T	D200V2C	\$15,572	DS-VSO	39.8	1200	95.8	225	SGR
250	1800(3600)	460	447T	D250V2C	\$17,605	DS-VSO	43.3	1700	96.2	284	

forecyte

POWERED BY **Nidec**Asset Condition Monitoring Solution to visualize\* health and performance data  
Refer to Page 109

Note SGR Shaft Grounding Ring

# Brakemotors

---

**Horsepower:** 1/3 – 20 HP

**Phase:** Three Phase

**RPM:** 1200 or 1800 RPM

**Voltage:** 208-230/460 60 Hertz 1.15 Service Factor  
190/380 50 Hertz 1.0 Service Factor

**Mounting Options:**

Horizontal or Vertical position. Available in 3 configurations:

- Footed
- C-Face Footed
- C-Face Footless

**Enclosure:**

Totally Enclosed Fan Cooled (TEFC)

**Bearings:** Non-Regreasable oversized bearings

**Construction:**

IP55 Pressure Die-cast aluminum frame

**Impregnation:**

Vacuum Pressure Impregnation (VPI)

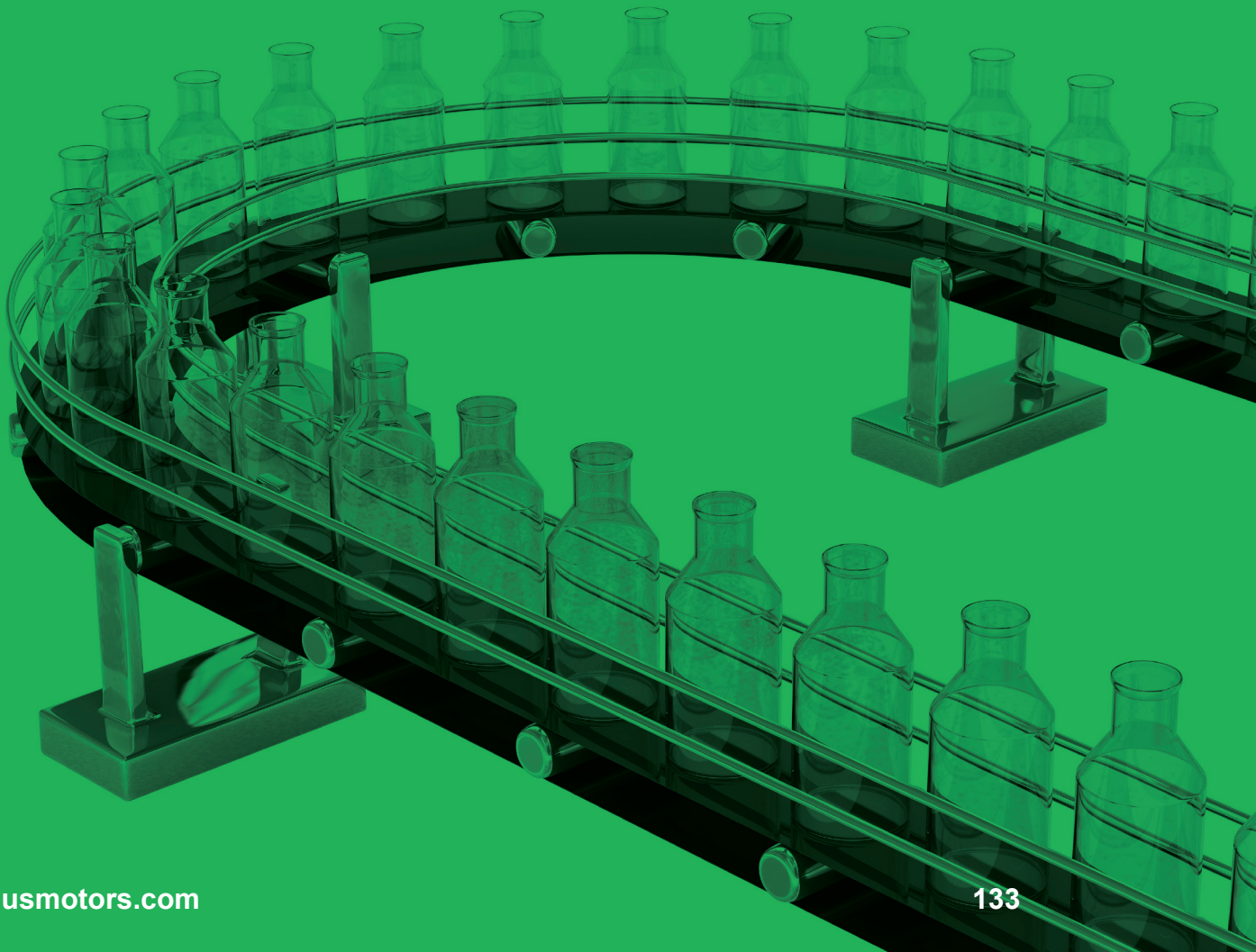
**Inverter Duty:**

Constant Torque 2:1 Variable Torque  
10:1 speed range

**Agency:**

UL<sup>®†</sup> Recognized and CSA<sup>®†</sup> Certified

Brakemotors





# UNIMOUNT® Brakemotor

## Totally Enclosed Fan Cooled (TEFC) Motor



### APPLICATIONS:

For use on conveyors, machine tools, door operators, speed reducers, or any application requiring quick stops and positive holds.

### FEATURES:

- Class F Insulation, Class B Rise At Full Load On 60 Hertz Sine Wave Power
- Aluminum Frame (180 Frame)
- Rolled Steel Frame (56-140 Frames)
- Full 50 & 60 Hertz Operating on Nameplate (3)
- 40°C Ambient, NEMA<sup>®</sup> Design B Performance On 60 Hertz Sine Wave Power
- Full HP @ 50 Hertz
- Double Shielded Bearings (180 Frame)
- Dual Voltage Ratings Suitable for Part Winding Start (PWS) on Low Voltage
- "CE" Mark on Nameplate (140-180 Frames)
- Lifting Provisions (180 Frame)

### Footed


HP	RPM	Voltage	Frame	Catalog Number	List	Discount Symbol	SF	"C" Dim. (inches)	Ship Wt. (lbs)	NEMA Nom. Eff.	Full Load Amps	Brake Torque (lb-ft)	Notes
1/2	1800	208-230/460	56	BMU12S2A	\$1,011	DS-3BMR	1.25	17.4	35	75.5	1.8-1.7/0.9	3.0	
3/4	1800	208-230/460	56	BMU34S2A	\$1,182	DS-3BMR	1.25	17.4	35	78.5	2.6-2.7/1.3	6.0	
1	1800	208-230/460	143T	BMU1P2D	\$1,461	DS-3BMR	1.25	17.4	35	85.5	3.1-3/1.5	6.0	
	1800	208-230/460	143T	BMU1S2A	\$1,328	DS-3BMR	1.25	17.6	42	81.5	3.1-3.2/1.6	6.0	LA
1 1/2	1800	208-230/460	56	BMU32P2D	\$1,703	DS-3BMR	1.25	17.4	35	86.5	4.5-4.3/2.1	10.0	
2	1800	208-230/460	145T	BMU2P2D	\$1,683	DS-3BMR	1.25	17.4	35	86.5	5.9-5.7/2.8	10.0	
	1800	208-230/460	145T	BMU2S2A	\$1,530	DS-3BMR	1.25	17.6	27	82.5	6.2-6.2/3.1	10.0	LA
3	1800	208-230/460	182T	BMU3P2D	\$2,277	DS-3BMR	1.25	21.6	170	89.5	8.4-7.8/3.9	15.0	
5	1800	208-230/460	184T	BMU5P2D	\$2,830	DS-3BMR	1.25	21.6	85	90.2	13.6-12.3/6.2	25.0	

### C-Face Footless

HP	RPM	Voltage	Frame	Catalog Number	List	Discount Symbol	SF	"C" Dim. (inches)	Ship Wt. (lbs)	NEMA Nom. Eff.	Full Load Amps	Brake Torque (lb-ft)	Notes
1/2	1800	208-230/460	56C	BMU12S2ACR	\$1,034	DS-3BMR	1.25	15.6	30	75.5	1.8-1.7/0.9	3.0	
3/4	1800	208-230/460	56C	BMU34S2AFCR	\$1,213	DS-3BMR	1.25	15.6	37	78.5	2.6-2.7/1.3	6.0	
1	1800	208-230/460	56C	BMU1P2DFCR	\$1,540	DS-3BMR	1.25	17.9	35	85.5	3.1-3/1.5	6.0	
	1800	208-230/460	143TC	BMU1P2DCR	\$1,485	DS-3BMR	1.25	17.9	35	85.5	3.1-3/1.5	6.0	
	1800	208-230/460	143TC	BMU1S2ACR	\$1,350	DS-3BMR	1.25	18.1	40	81.5	3.1-3.2/1.6	6.0	LA
1 1/2	1800	208-230/460	56C	BMU32P2DFCR	\$1,728	DS-3BMR	1.25	17.9	35	86.5	4.5-4.3/2.1	10.0	
	1800	208-230/460	56C	BMU32S2AFCR	\$1,571	DS-3BMR	1.25	16.9	38	81.5	4.7-4.7/2.3	10.0	LA
	1800	208-230/460	145TC	BMU32P2DCR	\$1,666	DS-3BMR	1.25	17.9	35	86.5	4.5-4.3/2.1	10.0	
2	1800	208-230/460	56C	BMU2P2DFCR	\$1,771	DS-3BMR	1.25	17.9	35	86.5	5.9-5.7/2.8	10.0	
	1800	208-230/460	145TC	BMU2P2DCR	\$1,713	DS-3BMR	1.25	17.9	35	86.5	5.9-5.7/2.8	10.0	
3	1800	208-230/460	182TC	BMU3P2DCR	\$2,393	DS-3BMR	1.25	21.6	70	89.5	8.4-7.8/3.9	15.0	
5	1800	208-230/460	184TC	BMU5P2DCR	\$2,954	DS-3BMR	1.25	22.3	85	90.2	13.6-12.3/6.2	25.0	

Note LA Limited Availability

# Definite Purpose Totally Enclosed Fan Cooled (TEFC) Motor FCR Series Brakemotor



BRFC

## APPLICATIONS:

For manual release, brake torque adjustments, external air gap adjustments and where high cycling is required. Bulk material handling equipment, conveyors, cranes and hoists.

## FEATURES:

- Class F Insulation
- Pressure Die Cast Aluminum Alloy Frame
- Non-Regreasable, Oversized Ball Bearings (56-250 Frame)
- F0 Assembly Position (Conduit Box On Top)
- High Braking Torque (Heavy Duty)
- 180 Volt DC Brake Coil (Rectifier Included)
- 1.15 Service Factor @ 60 Hertz, 40°C Ambient, Continuous Duty
- Simple Manual Brake Release Option Available
- Air Gap Can Be Adjusted Easily
- Suitable For Use On The Following:
  - 60 Hertz 208-230/460 Volt - 9 Leads
  - 50 Hertz 380 Volt (1.0 Service Factor) - 9 Leads

## C-Face Footed

HP	RPM	Voltage	Frame	Catalog Number	List	Discount Symbol	SF	"C" Dim. (inches)	Ship Wt. (lbs)	Full Load Amps	NEMA Nom. Eff.	Brake Torque (lb-ft)	Notes
1/3	1800	208-230/460	56C	BR13S2AC3	\$1,523	DS-3LS	1.15	13.0	20	67.5	1.5-1.3/0.65	4.4	
1/2	1800	208-230/460	56C	BR12S2AC3	\$1,523	DS-3LS	1.15	13.0	22	66.9	2.1-1.9/1.0	4.4	
3/4	1800	208-230/460	56C	BR34S2AC3	\$1,554	DS-3LS	1.15	13.0	34	74.7	2.8-2.6/1.3	4.4	

## C-Face Footless

HP	RPM	Voltage	Frame	Catalog Number	List	Discount Symbol	SF	"C" Dim. (inches)	Ship Wt. (lbs)	Full Load Amps	NEMA Nom. Eff.	Brake Torque (lb-ft)	Notes
1/3	1800	208-230/460	56C	BR13S2ACR3	\$1,453	DS-3LS	1.15	13.0	20	67.5	1.5-1.3/0.65	4.4	
1/2	1800	208-230/460	56C	BR12S2ACR3	\$1,453	DS-3LS	1.15	13.0	22	66.9	2.1-1.9/1.0	4.4	
3/4	1800	208-230/460	56C	BR34S2ACR3	\$1,488	DS-3LS	1.15	13.0	34	74.7	2.8-2.6/1.3	4.4	

## Footed

HP	RPM	Voltage	Frame	Catalog Number	List	Discount Symbol	SF	"C" Dim. (inches)	Ship Wt. (lbs)	Full Load Amps	NEMA Nom. Eff.	Brake Torque (lb-ft)	Notes
1/3	1800	208-230/460	56	BR13S2A3	\$1,377	DS-3LS	1.15	13.0	20	67.5	1.5-1.3/0.65	4.4	
1/2	1800	208-230/460	56	BR12S2A3	\$1,377	DS-3LS	1.15	13.0	22	66.9	2.1-1.9/1.0	4.4	
3/4	1800	208-230/460	56	BR34S2A3	\$1,412	DS-3LS	1.15	13.0	34	74.7	2.8-2.6/1.3	4.4	

Note LA Limited Availability

## FCR Brakemotor Kits

### APPLICATIONS:

Kits designed for conversion of off-the-shelf motors to accommodate the listed features below.

#### Braking Torque Change

Frame	Catalog Number	List	Discount Symbol	Notes
145	RST010RC011	\$6	DS-3LS	
184	RST012RC004	\$6	DS-3LS	

#### Brake Release Fan Cover

Frame	Catalog Number	List	Discount Symbol	Notes
56	KIT080CR014	\$124	DS-3LS	
140	KIT090CR014	\$124	DS-3LS	

GENERAL PURPOSE  
SINGLE PHASE

HVAC

WASHDOWN

AGRICULTURE

COMMERCIAL PUMP  
MOTORSCLOSE COUPLED  
PUMP MOTORSFIRE PUMP  
MOTORSPOOL & SPA  
MOTORSRESIDENTIAL  
WATER PUMPELEVATOR AND  
GATE & DOOR

## Motor Modules, Totally Enclosed 3 Phase, 60 Hertz Frames 56 - 145T

### APPLICATIONS:

For use on U.S. MOTORS® gear reducers with tapered input shafts.

### FEATURES:

- Class F Insulation
- Design B
- Will Accept SHUR STOP® Brake Kits

### Type UTP

HP	RPM	Voltage	Frame	Catalog Number	List	Discount Symbol	SF	Ship Wt. (lbs)	NEMA Nom. Eff.	Full Load Amps	Notes
1/3	1800	208-230/460	56	E177	\$269	DS-3MM	1.25	21	75.5	1.2-1.2/0.6	
1/2	1800	208-230/460	56	E180	\$303	DS-3MM	1.25	21	74.0	1.8-1.8/0.9	
3/4	1800	208-230/460	56	E183	\$328	DS-3MM	1.25	26	75.5	2.7-2.8/1.4	
1	1800	208-230/460	56	E186PE	\$428	DS-3MM	1.25	11	85.5	3.1-3/1.5	
1 1/2	1800	208-230/460	145T	E188PE	\$454	DS-3MM	1.25	22	86.5	4.5-4.3/2.1	
2	1800	208-230/460	145T	E190PE	\$472	DS-3MM	1.25	63	86.5	5.9-5.7/2.8	
3	1800	208-230/460	182T	E192PE	\$720	DS-3MM	1.25	81	89.5	8.4-7.8/3.9	
5	1800	208-230/460	184T	E194PE	\$820	DS-3MM	1.25	101	90.2	13.6-12.2/6.1	
7 1/2	1800	208-230/460	213T	E497PE	\$1,140	DS-3MM	1.25	105	91.7	20-18.2/9.1	

## 3 Phase, Inverter Duty Frames 56 - 145T

### APPLICATIONS:

For use on U.S. MOTORS® gear reducers with tapered input shafts.

Motors are designed to operate on AC adjustable frequency controls rated for constant torque, continuous duty.

### FEATURES:

- INVERTER GRADE® Insulation System
- Refined Balance
- 230/460 Volt
- 1.00 Service Factor on Inverter Power
- Class F Thermostats (One Per Phase)

### Type UTIP, Constant Torque, 10:1 Speed Range

HP	RPM	Voltage	Frame	Catalog Number	List	Discount Symbol	SF	Ship Wt. (lbs)	NEMA Nom. Eff.	Full Load Amps	Notes
1/3	1800	230/460	56	G591	\$487	DS-3MM	1.15	21	75.5	1.6/0.8	
1/2	1800	230/460	56	G592	\$524	DS-3MM	1.25	22	78.5	2.3/1.1	
3/4	1800	230/460	56	G593	\$550	DS-3MM	1.25	27	82.5	2.7/1.3	
1	1800	230/460	143T	G594	\$625	DS-3MM	1.25	32	84.0	3.2/1.6	
1 1/2	1800	230/460	145T	G595	\$634	DS-3MM	1.25	35	84.0	4.5/2.3	
2	1800	230/460	145T	G596	\$650	DS-3MM	1.25	47	85.5	5.7/2.9	

forecyte

POWERED BY *Nidec*

Asset Condition Monitoring Solution to visualize\* health and performance data  
Refer to Page 109

# General Purpose Single Phase

---

**Horsepower:** 1/12 – 10 HP

**RPM:** 3600, 1800, 1200, 900 RPM  
(Some Two Speed Ratings Available)

**Voltage:** Operable on 115, 208  
or 230 Volts, 60 Hz

**Construction:** Rolled Steel Frame

**Bearings:** Ball or Sleeve Bearings


**Ambient:** 40°C Rated

**Thermal Overload:**

- Automatic Reset Thermal Overload Protector
- Manual Reset Thermal Overload Protector
- Non-Protected

**Agency:** UL<sup>®†</sup> Recognized and  
CSA<sup>®†</sup> Certified

General Purpose Single Phase





# General Purpose Single Phase Open Drip Proof (ODP) Split Phase



## APPLICATIONS:

For commercial and industrial ventilation systems.

## FEATURES:

- 40°C Ambient
- 60 Hertz
- Reversible Rotation
- Continuous Duty
- Class A or B Insulation
- Ball Bearing

## Single Speed, Rigid Base

HP	RPM	Voltage	Frame	Catalog Number	List	Discount Symbol	Shaft Dim. (inches)	SF	"C" Dim. (inches)	Ship Wt. (lbs)	Full Load Amps	Notes
1/4	1800	115	48Z	D14B2N4Z	\$119	DS-3FMP	1/2" x 2.25"	1.35	9.8	13	5.3	25
	1800	115	56Z	2910	\$121	DS-3FMP	1/2" x 1.5"	1.00	9.4	23	5.4	
1/3	3600	115	48	D13B1N4	\$191	DS-3FMP	1/2" x 1.875"	1.00	10.3	14	6.6	25, LA
	1800	115	48	D13B2N4A	\$146	DS-3FMP	1/2" x 1.5"	1.00	8.6	16	6.8	25,61
	1800	115	48	D13BA2N4A	\$195	DS-3FMP	1/2" x 1.5"	1.35	8.6	16	6.0	25,61
	1800	115	48Z	D13B2N4Z	\$122	DS-3FMP	1/2" x 2.25"	1.35	9.8	14	7.0	25
	1800	115	56Z	2911	\$231	DS-3FMP	1/2" x 1.5"	1.00	9.0	17	6.0	25,61
1/2	1800	115	56	1366	\$260	DS-3FMP	5/8" x 1.875"	1.25	10.3	16	8.9	25,61
	1800	115	56	D12BM2N	\$284	DS-3FMP	5/8" x 1.875"	1.25	9.9	16	8.9	23
	1800	115	48	D12B2N4	\$234	DS-3FMP	1/2" x 1.5"	1.00	9.5	22	8.8	25

## Two Speed, Resilient Base

HP	RPM	Voltage	Frame	Catalog Number	List	Discount Symbol	Shaft Dim. (inches)	SF	"C" Dim. (inches)	Ship Wt. (lbs)	Full Load Amps	Notes
1/3 / 1/9	1800/1200	115	56Z	3053	\$327	DS-3FMP	1/2" x 1.5"	1.00	10.0	19	7.1	25
1/2 & 1/6	1800/1200	115	56	3306	\$420	DS-3FMP	5/8" x 1.875"	1.00	10.8	26	9.2/5.2	25
1/3 / 1/9	1800/1200	115	48	D13B10N49	\$229	DS-3FMP	1/2" x 1.5"	1.00	10.4	17	6.4/4.0	20,25

## Single Speed, Resilient Base

HP	RPM	Voltage	Frame	Catalog Number	List	Discount Symbol	Shaft Dim. (inches)	SF	"C" Dim. (inches)	Ship Wt. (lbs)	Full Load Amps	Notes
1/6	1800	115	48Z	D16B2N4Z9	\$169	DS-3FMP	1/2" x 1.875"	1.35	9.3	12	4.2	25
	1200	115	48Z	D16B3N4Z9	\$274	DS-3FMP	1/2" x 1.875"	1.35	10.3	15	4.5	20,25
1/4	1800	115	48	D14B2N49	\$143	DS-3FMP	1/2" x 1.5"	1.35	8.4	22	5.1	20,25
	1800	115	56Z	D14B2NZA9	\$172	DS-3FMP	1/2" x 1.5"	1.00	9.4	15	5.4	20,25
	1200	115	56	D14B3N9	\$326	DS-3FMP	5/8" x 1.875"	1.35	10.8	22	5.5	21,25
	1200	208-230	56	7998	\$379	DS-3FMP	5/8" x 5.9"	1.35	14.0	25	2.9	24
1/3	1800	115	48	D13B2N4A9	\$152	DS-3FMP	1/2" x 1.5"	1.00	9.4	15	6.8	25
	1800	115	48Z	D13B2N4Z9	\$207	DS-3FMP	1/2" x 1.875"	1.35	9.8	22	7.0	25
	1800	115	56Z	D13B2NZA9	\$172	DS-3FMP	1/2" x 1.875"	1.00	9.8	15	6.0	25
	1800	230	48	D13B2K4A9	\$167	DS-3FMP	1/2" x 1.5"	1.00	9.4	15	3.0	25
	1200	115/230	56	D13B3P9	\$379	DS-3FMP	5/8" x 1.875"	1.35	10.3	25	7.5/3.8	21,25
1/2	1800	115	56	6737	\$315	DS-3FMP	5/8" x 1.875"	1.00	9.8	17	8.6	24
	1800	115	56	D12B2NA9	\$241	DS-3FMP	5/8" x 1.875"	1.25	10.3	20	8.9	25
	1800	115	56Z	D12B2N49	\$269	DS-3FMP	1/2" x 1.5"	1.00	9.9	18	8.8	25
	1800	115	56Z	D12B2NZA9	\$222	DS-3FMP	1/2" x 1.875"	1.00	10.3	16	8.9	25
3/4	1800	115	56	D34B2N9	\$295	DS-3FMP	5/8" x 1.875"	1.25	11.3	23	11.3	25

Note 20 Stud Extensions in 3 5/8" Square Pattern  
 Note 21 Stud Extensions in 4 3/16" Square Pattern  
 Note 23 Manual Reset Thermal Protector Overload  
 Note 24 Automatic Reset Thermal Protector Overload

Note 25 Non-protected  
 Note 61 Sleeve Bearings  
 Note LA Limited Availability

# General Purpose Single Phase Open Drip Proof (ODP) Resilient Base, Capacitor Start



## APPLICATIONS:

For air compressors, pumps, conveyors, blowers and general industrial equipment.

## FEATURES:

- Class A or B Insulation
- Reversible Rotation
- 40°C Ambient
- 60 Hertz
- Continuous Duty

## Single Speed

HP	RPM	Voltage	Frame	Catalog Number	List	Discount Symbol	SF	"C" Dim. (inches)	Ship Wt. (lbs)	Full Load Amps	Notes
1/6	900	115	48	3700	\$555	DS-3FMP	1.35	8.9	23	4.5	25
1/4	1800	115/230	48	D14CPA2P49	\$341	DS-3FMP	1.35	9.9	18	3.1/1.5	24
	1800	115/230	56	D14CP2P9	\$285	DS-3FMP	1.35	10.3	14	3.1/1.5	25
	1800	115/230	56	D14CPA2P9	\$333	DS-3FMP	1.35	10.3	14	3.1/1.5	24
	1200	115/230	56	D14CPA3P9	\$472	DS-3FMP	1.35	11.8	19	3.70/1.86	24
	1200	115/230	56	D14CPM3P9	\$457	DS-3FMP	1.35	10.8	22	3.70/1.86	23
1/3	3600	115/208-230	56	D13CA1J9	\$281	DS-3FMP	1.35	10.4	19	6/2.9-3.0	24
	1800	115/230	48	D13CP2P49	\$346	DS-3FMP	1.35	9.9	17	3.8/1.9	25
	1800	115/230	48	D13CPA2P49	\$378	DS-3FMP	1.35	9.9	18	3.8/1.9	24
	1800	115/230	56	D13CPA2P9	\$370	DS-3FMP	1.35	10.3	18	3.8/1.9	24
	1800	115/230 & 110/220	48	D13CP2Z49	\$312	DS-3FMP	1.35	10.3	18	3.8/1.9	25
	1200	115/230	56H	D13CP3PH9	\$507	DS-3FMP	1.35	11.3	26	4.4/2.3	25
	1200	115/230	56H	D13CPA3P9	\$525	DS-3FMP	1.35	11.3	26	4.4/2.3	24
	1200	115/230	56H	D13CPM3P9	\$515	DS-3FMP	1.35	11.3	26	4.4/2.3	23
	900	115/230	56	D13C4P9	\$816	DS-3FMP	1.35	12.8	39	8.7/4.3	25
	3600	115/208-230	48	D13CA1J49	\$281	DS-3FMP	1.25	9.9	21	6.0/2.9-3.0	24
1/2	3600	115/230	48	D12CP1P49	\$227	DS-3FMP	1.25	9.9	19	5.0/2.5	25
	1800	115/230	48	D12CP2P49	\$283	DS-3FMP	1.25	9.9	22	5.0/2.6	25
	1800	115/230	48	D12CPA2P49	\$330	DS-3FMP	1.25	9.9	14	5.0/2.6	24
	1800	115/230	56H	D12CP2PH9	\$360	DS-3FMP	1.25	11.3	14	5.0/2.6	25
	1800	115/230	56H	D12CPA2PH9	\$378	DS-3FMP	1.25	11.3	15	5.0/2.6	24
	1200	115/230	56H	D12CP3PH9	\$590	DS-3FMP	1.25	12.3	36	4.8/2.4	25
	1200	115/230	56H	D12CPA3PH9	\$685	DS-3FMP	1.25	12.3	36	4.8/2.4	24
3/4	3600	115/230	56H	D34CPA1PH9	\$340	DS-3FMP	1.25	11.8	24	7.0/3.6	24
	1800	115/230	56H	D34CP2PH9	\$408	DS-3FMP	1.25	12.3	29	7.0/3.5	25
	1800	115/230	56H	D34CPA2PH9	\$434	DS-3FMP	1.25	12.3	29	7.0/3.5	24
	1800	115/230	56	1660	\$314	DS-3FMP	1.00	10.8	28	11.6/5.8	24
1	3600	115/230	56H	D1CP1PH9	\$475	DS-3FMP	1.25	13.3	29	9.3/4.3	25
	3600	115/230	56H	D1CPA1PH9	\$480	DS-3FMP	1.25	13.0	28	9.3/4.3	24
	1800	115/208-230	56H	D1CPA2JH9	\$644	DS-3FMP	1.15	12.3	31	8.8/4.4-4.4	24
	1800	115/230	56H	D1CP2PH9	\$486	DS-3FMP	1.15	12.0	32	8.8/4.4	25
	1800	115/230	56H	D1CPA2PH9	\$644	DS-3FMP	1.15	12.3	31	8.8/4.4	24
	1800	115/230	56	D1CPA2P9	\$644	DS-3FMP	1.15	12.3	31	8.8/4.4	24
	1200	115/230	56H	D1CPA3PH9	\$878	DS-3FMP	1.15	13.1	45	8.9/4.6	24
1 1/2	3600	115/230	56H	D32CPA1PH9	\$637	DS-3FMP	1.15	13.3	31	13.3/6.7	24
	1800	115/208-230	145T	D32C2J149	\$566	DS-3SP	1.15	13.7	32	19.2/10.0-9.6	25
	1800	115/230	56H	D32CP2PH9	\$622	DS-3F	1.15	13.0	24	13.4/6.7	25
	1800	115/230	56H	D32CPA2PH9	\$787	DS-3FMP	1.15	12.3	41	13.4/6.7	24
2	3600	115/230	56H	D2CPA1PH9	\$700	DS-3FMP	1.15	13.8	41	17.3/8.7	24
	1800	115/230	56H	D2CP2PH9	\$765	DS-3FMP	1.15	13.5	46	17.0/8.5	25
	1800	115/230	56H	D2CPA2PH9	\$995	DS-3FMP	1.15	13.5	46	17.0/8.5	24

## Two Speed

HP	RPM	Voltage	Frame	Catalog Number	List	Discount Symbol	SF	"C" Dim. (inches)	Ship Wt. (lbs)	Full Load Amps	Notes
3/4 / 1/4	1800	115 V	56	6311	\$448	DS-3FMP	1.25	10.8	26	8.9/6.1	25
1 / 1/3	1800	208-230 V	56	6316	\$501	DS-3FMP	1.15	11.8	32	7.4-7.4/4.0-4.3	25

Note 23 Manual Reset Thermal Protector Overload  
Note 24 Automatic Reset Thermal Protector Overload

Note 25 Non-protected

# General Purpose Single Phase Open Drip Proof (ODP) Rigid Base, Capacitor Start



## APPLICATIONS:

For air compressors, pumps, conveyors, blowers and general industrial equipment.

## FEATURES:

- Double Shielded Ball Bearings
- Rigid Base Standard
- Class B Insulation
- Continuous Duty
- 40°C Ambient
- F1 Assembly
- Reversible Rotation

HP	RPM	Voltage	Frame	Catalog Number	List	Discount Symbol	SF	"C" Dim. (inches)	Ship Wt. (lbs)	Full Load Amps	Notes
1/4	1800	115/230	48	D14CP2P4	\$335	DS-3FMP	1.35	9.1	14	3.1/1.5	25
	1800	115/230	48	D14CPA2P4	\$403	DS-3FMP	1.35	9.5	15	3.1/1.5	24
1/3	3600	115/230	48	D13CPA1P4	\$333	DS-3FMP	1.35	9.1	21	3.7/1.8	24
	1800	115/208-230	56	D13CPM2P	\$426	DS-3FMP	1.35	10.3	16	3.9/2.0-1.9	23
	1800	115/230	48	D13CP2P4	\$395	DS-3FMP	1.35	9.1	17	3.8/1.9	25
	1800	115/230 & 110/220	48	D13CPA2Z4	\$523	DS-3FMP	1.35	9.1	17	3.8/1.9	24
	1800	115/230 & 110/220	56	D13CP2P	\$402	DS-3FMP	1.35	9.9	16	3.9/1.9 & 4.8/2.5	25
1/2	1800	115/230	48	D12CP2P4	\$470	DS-3FMP	1.25	9.0	26	5.0/2.6	25
	1800	115/230	48	D12CPA2P4	\$583	DS-3FMP	1.25	9.1	22	5.0/2.6	24
	1800	115/230	56	D12CP2P	\$478	DS-3FMP	1.25	9.4	26	5.0/2.6	25
	1800	115/230	56	D12CPA2P	\$486	DS-3FMP	1.25	10.9	26	5.0/2.6	24
	1800	115/230	56	D12CPM2P	\$507	DS-3FMP	1.25	9.4	26	5.0/2.6	23
	1200	115/230	56H	D12CP3PH	\$606	DS-3F	1.25	11.9	32	4.8/2.4	25
3/4	3600	115/230	56H	D34CP1PH	\$398	DS-3FMP	1.25	11.4	32	7.0/3.6	25
	3600	115/230	56H	D34CPM1PH	\$495	DS-3FMP	1.25	11.4	24	7.0/3.6	23
	1800	115/230	56H	D34CP2PH	\$588	DS-3FMP	1.25	11.9	29	7.0/3.5	25
	1800	115/230	56H	D34CPA2PH	\$602	DS-3FMP	1.25	11.9	29	7.0/3.5	24
	1800	115/230	56H	D34CPM2PH	\$637	DS-3FMP	1.25	11.9	29	7.0/3.5	23
	1200	115/230	56H	D34CP3PH	\$746	DS-3FMP	1.15	13.4	45	7.4/3.7	25
1	3600	115/230	56H	D1CP1PH	\$533	DS-3FMP	1.25	12.9	29	9.3/4.3	25
	3600	115/230	56	D1CPM1PH	\$560	DS-3FMP	1.25	11.4	29	9.3/4.3	23
	1800	115/208-230	143T	D1C2J14	\$476	DS-3SP	1.15	12.3	32	14.8/7.5-7.3	25
	1800	115/208-230	143T	D1CA2J14	\$515	DS-3SP	1.15	12.8	32	14.8/7.5-7.3	24
	1800	115/208-230	143T	D1CM2J14	\$538	DS-3SP	1.15	12.3	32	14.8/7.5-7.3	23
	1800	115/230	182	D1C2P18Z	\$843	DS-3SP	1.25	12.8	69	14.4/7.2	25
	1800	115/230	56H	D1CP2PH	\$661	DS-3FMP	1.15	11.9	31	8.8/4.4	25
	1800	115/230	56H	D1CPA2PH	\$671	DS-3FMP	1.15	11.9	31	8.8/4.4	24
	1800	115/230	56H	D1CPM2PH	\$672	DS-3FMP	1.15	11.9	31	8.8/4.4	23
	1200	115/230	56H	D1CP3PH	\$816	DS-3FMP	1.15	12.8	27	8.9/4.6	25
1 1/2	1800	115/230	56H	D32CPM2PH	\$816	DS-3FMP	1.15	12.9	41	13.3/6.7	23
	3600	115/208-230	143T	D32C1J14	\$474	DS-3FMP	1.15	12.3	32	18.6/9.8-9.3	25
	3600	115/208-230	56H	D32C1JH	\$474	DS-3FMP	1.15	11.9	32	18.6/9.8-9.3	25,LA
	3600	115/208-230	56H	D32CM1JH	\$543	DS-3FMP	1.15	11.9	32	18.6/9.8-9.3	23,LA
	3600	115/230	56H	D32CPM1PH	\$678	DS-3FMP	1.15	12.9	31	13.3/6.7	23
	1800	115/208-230	145T	D32C2J14	\$632	DS-3SP	1.15	13.3	39	19.2/10.0-9.6	25
	1800	115/208-230	145T	D32CM2J14	\$630	DS-3SP	1.15	13.3	39	19.2/10.0-9.6	23
	1800	115/230	184	D32C2P18Z	\$955	DS-3SP	1.15	13.3	71	22.0/11.0	25
	1800	115/230	56H	D32CP2PH	\$861	DS-3FMP	1.15	12.9	38	13.4/6.7	25
	1800	115/230	56H	D32CPA2PH	\$876	DS-3FMP	1.15	12.9	38	13.4/6.7	24

Note 23 Manual Reset Thermal Protector Overload  
Note 24 Automatic Reset Thermal Protector Overload

Note 25 Non-protected  
LA Limited Availability

## General Purpose Single Phase Open Drip Proof (ODP) Rigid Base, Capacitor Start



(continued)

HP	RPM	Voltage	Frame	Catalog Number	List	Discount Symbol	SF	"C" Dim. (inches)	Ship Wt. (lbs)	Full Load Amps	Notes
2	3600	115/208-230	145T	D2C1J14	\$714	DS-3SP	1.15	12.8	36	22.4/12.4-11.2	25
	3600	115/230	56H	D2CP1PH	\$775	DS-3FMP	1.15	13.4	39	17.3/8.7	25
	1800	115/230	56H	D2CPM2PH	\$1,018	DS-3FMP	1.15	13.1	46	17.0/8.5	23
	1800	115/208-230	145T	D2C2J14	\$762	DS-3SP	1.15	13.8	42	20.0/11.3-10.0	25
	1800	115/208-230	145T	D2CA2J14	\$792	DS-3SP	1.15	14.3	42	20.0/11.3-10.0	24
	1800	115/208-230	145T	D2CM2J14	\$815	DS-3SP	1.15	14.0	42	20.0/11.3-10.0	23
	1800	115/230	182T	D2C2P18	\$728	DS-3SP	1.15	14.8	70	23.2/11.6	25
	1800	115/230	213	D2C2P21Z	\$1,212	DS-3SP	1.15	15.0	75	24.6/12.3	25
	1800	115/230	56H	D2CPA2PH	\$987	DS-3FMP	1.15	13.1	46	17.0/8.5	24
3	3600	115/230	182	D3C1P18	\$982	DS-3SP	1.15	17.3	81	32.0/16.0	25
	3600	208-230	56	D3CPM1T	\$888	DS-3FMP	1.15	13.2	42	13.2	23
	1800	115/230	184T	D3C2P18	\$918	DS-3SP	1.15	15.8	76	38.0/19.0	25
5	3600	230	184T	D5C1K18	\$1,011	DS-3SP	1.15	18.0	82	19.6	25
	1800	230	184T	D5C2K18	\$1,389	DS-3SP	1.15	16.3	86	22.0	25
	1800	230	213T	D5C2K21	\$1,394	DS-3SP	1.15	19.1	86	22.0	25
	1800	230	215	D5C2K21Z	\$2,028	DS-3SP	1.15	19.1	86	22.0	25
7 1/2	3600	208/230	184T	D7C1K18	\$1,138	DS-3SP	1.15	17.9	80	32.8/31.4	25
	3600	230	213T	D7C1K21	\$1,265	DS-3SP	1.15	19.1	89	30.3	25
	1800	230	215T	D7C2K21	\$1,596	DS-3SP	1.15	19.9	105	35.5	25
10	3600	230	215T	D10C1K21	\$2,287	DS-3SP	1.15	20.6	92	40.0	25
	1800	230	215T	D10C2K21	\$1,794	DS-3SP	1.15	19.9	153	42.2	25

Note 23 Manual Reset Thermal Protector Overload  
 Note 24 Automatic Reset Thermal Protector Overload

Note 25 Non-protected

# General Purpose Single Phase Totally Enclosed Fan Cooled (TEFC) Split Phase



## APPLICATIONS:

For commercial fans and blowers, tools, conveyors, pumps and general industrial equipment requiring moderate starting torque.

## FEATURES:

- 40°C Ambient
- 60 Hertz
- Continuous Duty
- Class A or B Insulation
- Ball Bearing

## Single Speed

HP	RPM	Voltage	Frame	Catalog Number	List	Discount Symbol	SF	"C" Dim. (inches)	Ship Wt. (lbs)	Full Load Amps	Notes
1/6	1800	115	48	T16B2N49	\$226	DS-3FMP	1.00	10.6	22	3.4	25, RB
1/4	1800	115	48	T14B2N49	\$222	DS-3FMP	1.00	10.6	22	4.4	20,25, RB
	1200	115/230	56	T14B3P9	\$360	DS-3FMP	1.00	12.0	22	5.8/2.9	25, RB
1/3	3600	115	48	T13B1N4	\$236	DS-3FMP	1.00	10.6	19	5.4	25,58,92

## Two Speed

HP	RPM	Voltage	Frame	Catalog Number	List	Discount Symbol	SF	"C" Dim. (inches)	Ship Wt. (lbs)	Full Load Amps	Notes
1/2 / 1/4	1800 / 1200	115	56	T12B10N	\$493	DS-3FMP	1.00	11.8	27	7.2/5.0	25,58

- Note 20 Stud Extensions in 3 5/8" Square Pattern  
 Note 25 Non-protected  
 Note 58 Footed  
 Note RB Resilient Base Mount  
 Note 92 Rigid base



## General Purpose Single Phase Open Drip Proof (ODP) C-Face, Capacitor Start



### APPLICATIONS:

For air compressors, commercial duty pumps, conveyors, blowers and general industrial equipment.

### FEATURES:

- Double Shielded Ball Bearings - Locked Drive End Bearings
- 50/60 Hz Motors Have 1.0 S.F. on 50 Hz
- Class B Insulation
- Continuous Duty
- 40°C Ambient
- F1 Assembly
- Reversible Rotation

### Footed

HP	RPM	Voltage	Frame	Catalog Number	List	Discount Symbol	SF	"C" Dim. (inches)	Ship Wt. (lbs)	Full Load Amps	Notes
1/3	1800	115/208-230	56C	D13C2JC	\$425	DS-3F	1.35	10.0	22	8.8/4.0-4.4	25
1/2	1800	115/230	56C	D12CP2PC	\$567	DS-3FMP	1.25	9.9	23	5.0/2.6	25
3/4	3600	115/208-230	56C	D34C1JC	\$353	DS-3FMP	1.25	11.4	32	10.4/5.3-5.2	25,LA
	1800	115/230	56HC	D34CP2PHC	\$692	DS-3FMP	1.25	11.9	29	7.0/3.5	25
1	3600	115/230	56HC	D1CP1PHC	\$516	DS-3FMP	1.25	12.9	29	9.3/4.3	25
	1800	115/208-230	143TC	D1C2J14C	\$636	DS-3F	1.15	11.9	32	14.8/7.5-7.3	25
	1800	115/230	56HC	D1CP2PHC	\$795	DS-3FMP	1.15	12.4	31	8.8/4.4	25
1 1/2	3600	115/208-230	56HC	D32C1JHC	\$508	DS-3FMP	1.15	11.9	32	18.6/9.8-9.3	25,LA
	1800	115/208-230	145TC	D32C2J14C	\$670	DS-3FMP	1.15	13.0	32	19.2/10.0-9.6	25
	1800	115/230	56HC	D32CP2PHC	\$836	DS-3FMP	1.15	13.4	37	13.4/6.7	25
2	1800	115/230	56HC	D2CP2PHC	\$977	DS-3FMP	1.15	13.4	46	17.0/8.5	25

### Footless

HP	RPM	Voltage	Frame	Catalog Number	List	Discount Symbol	SF	"C" Dim. (inches)	Ship Wt. (lbs)	Full Load Amps	Notes
1/4	1200	115	56C	D14B3NCR	\$326	DS-3FMP	1.35	10.9	20	5.5	25
1/3	1800	115/208-230	56C	D13CA2JCR	\$387	DS-3F	1.35	10.5	22	8.8/4.0-4.4	24,LA
	1800	115/230	56C	D13CP2PCR	\$423	DS-3FMP	1.35	10.8	18	3.8/1.9	25
1/2	1800	115/208-230	56C	D12CA2JCR	\$456	DS-3F	1.25	10.9	32	9.0/4.3-4.5	24,LA
	1800	115/230	56C	D12CP2PCR	\$497	DS-3FMP	1.25	10.9	22	5.0/2.6	25
	1800	115/230	56C	D12CPA2PCR	\$570	DS-3F	1.25	9.9	22	5.0/2.6	24
	1200	115/208-230	56C	D12C3JCR	\$479	DS-3F	1.25	11.9	32	10.4/5.1-5.2	25,LA
3/4	3600	115/208-230	56C	D34CA1JCR	\$388	DS-3FMP	1.25	11.4	32	10.4/5.3-5.2	24,LA
	3600	115/230	56C	D34CPM1PCR	\$516	DS-3FMP	1.25	11.4	24	7.0/3.6	23
	1800	115/230	56C	D34CP2PCR	\$610	DS-3FMP	1.25	11.9	29	7.0/3.5	25
	1800	115/230	56C	D34CPA2PCR	\$690	DS-3FMP	1.25	13.0	29	7.0/3.5	24
1	3600	115/230	56C	D1CPA1PCR	\$560	DS-3FMP	1.25	12.9	29	9.3/4.3	24
	1800	115/230	56C	D1CP2PCR	\$662	DS-3FMP	1.15	13.0	31	8.8/4.4	25
1 1/2	3600	115/208-230	56C	D32C1JCR	\$499	DS-3FMP	1.15	11.9	32	18.6/9.8-9.3	25,LA
	1800	115/230	56H	D32CP2PCR	\$693	DS-3FMP	1.15	12.9	37	13.4/6.7	25
2	3600	115/208-230	56C	D2C1JCR	\$646	DS-3FMP	1.15	12.4	32	22.4/12.4-11.2	25,LA
	1800	115/208-230	56C	D2CA2JCR	\$831	DS-3FMP	1.15	13.0	32	20.0/11.3-10.0	24,LA
	1800	115/230	56C	D2CP2PCR	\$990	DS-3FMP	1.15	13.4	42	17.0/8.5	25

Note 23 Manual Reset Thermal Protector Overload      Note LA Limited Availability  
 Note 24 Automatic Reset Thermal Protector Overload  
 Note 25 Non-protected

# General Purpose Single Phase, Capacitor Start Totally Enclosed Fan Cooled (TEFC) Rigid Base



## APPLICATIONS:

For use on air compressors, pumps, conveyors, blowers and general industrial equipment.

## FEATURES:

- Double Shielded Ball Bearings
- Class B Insulation
- Continuous Duty
- 40°C Ambient
- Capacitor Start, Induction Run
- F1 Assembly
- Reversible Rotation

HP	RPM	Voltage	Frame	Catalog Number	List	Discount Symbol	SF	"C" Dim. (inches)	Ship Wt. (lbs)	Full Load Amps	Notes
1/4	1800	115/208-230	48	T14CM2J4	\$397	DS-3FMP	1.15	10.3	22	6.6/2.9-3.3	23
	1800	115/230	48YZ	T14C2P4Z	\$355	DS-3FMP	1.15	11.4	18	5.3/2.7	25
	1800	115/230	48YZ	T14C2P4ZS	\$355	DS-3FMP	1.15	11.4	18	5.3/2.7	25
	1200	115/208-230	56	T14C3J	\$541	DS-3FMP	1.15	11.4	23	6.4/3.0-3.2	25
1/3	3600	115/208-230	48	T13C1J4	\$264	DS-3FMP	1.15	10.8	19	5.5/2.7-2.8	25
	1800	115/208-230	56	T13C2J	\$362	DS-3FMP	1.15	10.6	22	6.6/2.9-3.3	25
	1800	115/208-230	56	T13CM2J	\$386	DS-3FMP	1.15	10.7	22	6.6/3.0-3.3	23
	1200	115/208-230	56	T13C3J	\$523	DS-3FMP	1.15	11.4	32	6.8/3.4-3.4	25
1/2	3600	115/208-230	56	T12CM1J	\$324	DS-3FMP	1.15	11.6	19	8.0/3.8-4.0	23
	1800	100-120 & 200-240	56	6174	\$468	DS-3FMP	1.25	12.0	27	6.3-5.6/3.1-2.8	25
	1800	115/208-230	48	T12C2J4	\$415	DS-3FMP	1.15	11.3	22	9/4.3-4.5	25
	1800	115/208-230	56	T12C2J	\$422	DS-3FMP	1.15	11.4	32	9.0/4.3-4.5	25
	1800	115/208-230	56	T12CA2J	\$465	DS-3FMP	1.15	11.4	32	9.0/4.3-4.5	24
	1800	115/208-230	56	T12CM2J	\$474	DS-3FMP	1.15	11.4	28	9.0/4.3-4.5	23
	1200	115/208-230	56	T12C3J	\$742	DS-3FMP	1.15	12.4	37	10.4/5.1-5.2	25
3/4	3600	115/208-230	56	T34C1J	\$345	DS-3FMP	1.15	11.9	25	10.4/5.3-5.2	25
	3600	115/208-230	56	T34CA1J	\$425	DS-3FMP	1.15	11.9	32	10.4/5.3-5.2	24
	3600	115/208-230	56	T34CM1J	\$408	DS-3FMP	1.15	11.9	25	10.4/5.3-5.2	23
	1800	100-120 & 200-240	56	T34C2Z	\$556	DS-3FMP	1.25	12.4	32	9.2-8.4/4.6-4.2	25
	1800	115/208-230	56	T34C2J	\$512	DS-3FMP	1.15	11.9	33	11.4/5.7-5.7	25
	1800	115/208-230	56	T34CA2J	\$521	DS-3FMP	1.15	11.9	32	11.4/5.7-5.7	24
	1800	115/208-230	56	T34CM2J	\$535	DS-3FMP	1.15	11.9	32	11.4/5.7-5.7	23
	1200	115/208-230	56H	T34C3JH	\$932	DS-3FMP	1.15	13.4	39	10.6/5.4-5.3	25
1	3600	115/208-230	56	T1C1J	\$455	DS-3FMP	1.15	12.4	32	13.6/6.9-6.8	25
	3600	115/208-230	56	T1CA1J	\$498	DS-3FMP	1.15	12.4	32	13.6/6.9-6.8	24
	3600	115/208-230	56	T1CM1J	\$473	DS-3FMP	1.15	12.4	32	13.6/6.9-6.8	23
	1800	100-120 & 200-240	56	T1C2Z	\$641	DS-3FMP	1.15	13.4	32	11.0-9.2/5.5-4.7	25
	1800	115/208-230	143T	T1CA2J14	\$614	DS-3SP	1.15	13.0	32	14.0/6.9-7.0	24
	1800	115/208-230	143T	T1CM2J14	\$630	DS-3SP	1.15	12.8	32	14.0/6.9-7.0	23
	1800	115/208-230	56H	T1C2JH	\$554	DS-3FMP	1.15	12.4	32	14.0/6.9-7.0	25
	1800	115/208-230	56H	T1CA2JH	\$591	DS-3FMP	1.15	12.4	32	14.0/6.9-7.0	24
	1800	115/208-230	56H	T1CM2JH	\$577	DS-3FMP	1.15	12.4	40	14.0/6.9-7.0	23
	1800	115/230	182	T1C2P18Z	\$997	DS-3SP	1.00	14.1	72	13.8/6.9	25
	1800	115/208-230	143T	T1C2J14	\$576	DS-3SP	1.15	12.8	32	14.0/6.9-7.0	25
	1200	115/208-230	56H	T1C3JH	\$1,081	DS-3FMP	1.15	13.9	44	12.6/6.6-6.3	25
	1 1/2	3600	115/208-230	143T	T32C1J14	\$568	DS-3FMP	1.15	13.3	34	14.6/8.1-7.4
3600		115/208-230	56H	T32CM1JH	\$637	DS-3FMP	1.15	12.9	34	14.6/8.1-7.4	23
3600		115/208-230	56H	T32C1JH	\$568	DS-3FMP	1.15	12.9	32	14.6/8.1-7.4	25
1800		115/208-230	145T	T32C2J14	\$580	DS-3SP	1.15	14.3	41	14.4/8.0-7.2	25
1800		115/208-230	145T	T32CA2J14	\$619	DS-3SP	1.15	14.3	40	14.4/8.0-7.2	24
1800		115/208-230	56H	T32C2JH	\$633	DS-3FMP	1.15	13.9	30	14.4/8.0-7.2	25
1800		115/208-230	56H	T32CA2JH	\$646	DS-3FMP	1.15	13.9	41	14.4/8.0-7.2	24
1800		115/208-230	56H	T32CM2JH	\$650	DS-3FMP	1.15	13.9	28	14.4/8.0-7.2	23
1800		115/230	184	T32C2P18Z	\$1,083	DS-3SP	1.00	15.1	79	18.4/9.2	25

Note 23 Manual Reset Thermal Protector Overload  
Note 24 Automatic Reset Thermal Protector Overload

Note 25 Non-protected

## General Purpose Single Phase, Capacitor Start Totally Enclosed Fan Cooled (TEFC) Rigid Base




(continued)

HP	RPM	Voltage	Frame	Catalog Number	List	Discount Symbol	SF	"C" Dim. (inches)	Ship Wt. (lbs)	Full Load Amps	Notes
2	3600	115/208-230	145T	T2C1J14	\$744	DS-3FMP	1.15	13.8	41	19.5/10.8-9.7	25
	3600	115/208-230	145T	T2CM1J14	\$813	DS-3FMP	1.15	13.8	40	19.5/10.8-9.7	23
	3600	115/208-230	56H	T2C1JH	\$744	DS-3FMP	1.15	13.4	40	19.5/10.8-9.7	25
	3600	115/208-230	56H	T2CM1JH	\$813	DS-3FMP	1.15	13.4	39	19.5/10.8-9.7	23
	1800	115/208-230	145T	T2C2J14	\$838	DS-3SP	1.15	14.3	54	18.9/10.3-9.4	25
	1800	115/208-230	145T	T2CA2J14	\$877	DS-3SP	1.00	14.8	54	18.9/10.3-9.4	24
	1800	115/208-230	145T	T2CM2J14	\$901	DS-3SP	1.00	14.3	54	18.9/10.3-9.4	23
	1800	115/208-230	56H	T2C2JH	\$838	DS-3FMP	1.15	13.9	54	18.9/10.3-9.4	25
	1800	115/208-230	56H	T2CA2JH	\$877	DS-3FMP	1.00	14.4	54	18.9/10.3-9.4	24
	1800	115/208-230	56H	T2CM2JH	\$901	DS-3FMP	1.00	13.9	54	18.9/10.3-9.4	23
	1800	115/230	182T	T2C2P18	\$818	DS-3SP	1.00	15.2	50	23.6/11.8	18,25
	1800	115/230	213	T2C2P21Z	\$1,336	DS-3SP	1.00	17.6	72	24.0/12.0	18,25
3	3600	115/230	182T	T3C1P18	\$1,008	DS-3SP	1.00	16.6	83	32.0/16.0	18,25
	1800	115/230	184T	T3C2P18	\$954	DS-3SP	1.00	17.7	121	30.0/15.0	18,25
	1800	115/230	215	T3C2P21	\$2,010	DS-3SP	1.00	19.6	83	33.6/16.8	18,25
5	3600	230	184T	T5C1K18	\$1,363	DS-3SP	1.00	17.4	91	19.6	18,25
	1800	230	213T	T5C2K21	\$1,139	DS-3SP	1.00	19.6	121	23.0	18,25
	1800	230	215	T5C2K21Z	\$2,301	DS-3SP	1.00	19.6	90	20.0	18,25
7 1/2	3600	230	213T	T7C1K21	\$1,789	DS-3SP	1.00	20.0	92	30.3	18,25
	1800	230	215T	T7C2K21	\$1,815	DS-3SP	1.00	22.0	90	30.0	18,25

Note 18 Incorporates Run Capacitor  
 Note 23 Manual Reset Thermal Protector Overload

Note 24 Automatic Reset Thermal Protector Overload  
 Note 25 Non-protected

# General Purpose Single Phase, Capacitor Start Totally Enclosed Fan Cooled (TEFC) C-Face



## APPLICATIONS:

For use on air compressors, pumps, conveyors, blowers and general industrial equipment.

## FEATURES:


- Double Shielded Ball Bearings
- Class B Insulation
- Continuous Duty
- 40°C Ambient
- Capacitor Start, Induction Run
- F1 Assembly
- Reversible Rotation
- 50/60 Hz Motors Have 1.0 S.F. on 50 Hz

## Footed

HP	RPM	Voltage	Frame	Catalog Number	List	Discount Symbol	SF	"C" Dim. (inches)	Ship Wt. (lbs)	Full Load Amps	Notes
1/4	1800	115/208-230	56C	T14C2JC	\$390	DS-3F	1.15	11.1	22	6.5/2.8-3.2	25
1/3	1800	115/208-230	56C	T13C2JC	\$380	DS-3F	1.15	11.0	19	6.6/3-3.3	25
1/2	1800	100-120 & 200-240	56C	6212	\$565	DS-3FMP	1.25	12.0	25	6.3-5.6/3.1-2.8	18,24,98
	1800	115/208-230	56C	T12C2JC	\$482	DS-3FMP	1.15	11.4	32	9.0/4.3-4.5	25
3/4	3600	115/208-230	56C	T34C1JC	\$417	DS-3FMP	1.15	11.9	32	10.4/5.3-5.2	25
	1800	100-120 & 200-240	56C	6214	\$691	DS-3FMP	1.25	12.0	32	9.2-8.4/4.6-4.2	24
	1800	115/208-230	56C	T34C2JC	\$585	DS-3FMP	1.15	11.9	32	11.4/5.7-5.7	25
1	3600	115/208-230	56C	T1C1JC	\$489	DS-3FMP	1.15	12.4	26	13.6/6.9-6.8	25
	1800	100-120 & 200-240	56C	T1CA2ZC	\$730	DS-3FMP	1.15	13.4	30	11.0-9.2/5.5-4.7	
	1800	100-120 & 200-240	56C	T1CM2ZC	\$760	DS-3FMP	1.15	13.4	38	11.0-9.2/5.5-4.7	
	1800	115/208-230	143TC	T1C2J14C	\$621	DS-3F	1.15	12.4	32	14.0/6.9-7.0	25
	1800	115/208-230	56HC	T1C2JHC	\$621	DS-3FMP	1.15	12.4	32	14.0/6.9-7.0	25
1 1/2	3600	115/208-230	56HC	T32C1JHC	\$603	DS-3FMP	1.15	12.9	42	14.6/8.1-7.4	25
	1800	115/208-230	145TC	T32C2J14C	\$731	DS-3F	1.15	13.9	45	14.4/8.0-7.2	25
	1800	115/208-230	56HC	T32C2JHC	\$736	DS-3FMP	1.15	13.9	41	14.4/8.0-7.2	25
2	3600	115/208-230	145TC	T2C1J14C	\$778	DS-3FMP	1.15	13.4	43	19.5/10.8-9.7	25
	1800	115/208-230	145TC	T2C2J14C	\$846	DS-3FMP	1.15	13.9	46	18.9/10.3-9.4	18,25
	1800	115/208-230	56HC	T2C2JHC	\$846	DS-3FMP	1.15	13.9	43	18.9/10.3-9.4	18,25
5	3600	230	184TC	T5C1K18C	\$1,397	DS-3SP	1.00	17.3	91	19.6	18,25

Note 18 Incorporates Run Capacitor  
 Note 24 Automatic Reset Thermal Protector Overload  
 Note 25 Non-protected  
 Note 98 50/60 Hertz

## General Purpose Single Phase, Capacitor Start Totally Enclosed Fan Cooled (TEFC) C-Face



(continued)

### Footless

HP	RPM	Voltage	Frame	Catalog Number	List	Discount Symbol	SF	"C" Dim. (inches)	Ship Wt. (lbs)	Full Load Amps	Notes
1/6	1200	115/208-230	56C	6182	\$598	DS-3FMP	1.15	11.5	17	4.1/2.0-2.1	23, LA
1/4	1800	115/208-230	56C	T14C2JCR	\$330	DS-3F	1.15	11.0	22	6.5/2.8-3.2	25
1/3	1800	115/208-230	56C	T13C2JCR	\$380	DS-3F	1.15	11.0	22	6.6/3.0-3.3	25
	1800	115/208-230	56C	T13CA2JCR	\$380	DS-3FMP	1.15	11.0	22	6.6/3.0-3.3	24
	1800	115/230	42CZ	T13C2P42ZCR	\$394	DS-3FMP	1.00	11.6	21	6.2/3.1	25
1/2	3600	115/208-230	56C	T12CA1JCR	\$358	DS-3FMP	1.15	12.0	18	8.0/3.8-4.0	24
	1800	100-120 & 200-240	56C	T12C2ZCR	\$592	DS-3FMP	1.25	12.0	25	6.3-5.6/3.1-2.8	18, 25, 98
	1800	115/208-230	56C	T12C2JCR	\$439	DS-3FMP	1.15	12.4	32	9.0/4.3-4.5	25
	1800	115/208-230	56C	T12CA2JCR	\$496	DS-3FMP	1.15	11.4	32	9.0/4.3-4.5	24
	1800	115/208-230	56C	T12CM2JCR	\$462	DS-3FMP	1.15	11.4	32	9.0/4.3-4.5	23
	1200	115/208-230	56C	T12C3JCR	\$828	DS-3FMP	1.15	12.4	32	10.4/5.1-5.2	25
3/4	3600	115/208-230	56C	T34CA1JCR	\$451	DS-3FMP	1.15	11.9	32	10.4/5.3-5.2	24
	1800	100-120 & 200-240	56C	T34C2ZCR	\$699	DS-3FMP	1.25	12.4	23	9.2-8.4/4.6-4.2	18, 25, 98
	1800	115/208-230	56C	T34C2JCR	\$527	DS-3FMP	1.15	11.9	32	11.4/5.7-5.7	25
	1800	115/208-230	56C	T34CA2JCR	\$582	DS-3FMP	1.15	11.9	32	11.4/5.7-5.7	24
	1800	115/208-230	56C	T34CM2JCR	\$551	DS-3FMP	1.15	11.9	32	11.4/5.7-5.7	23
	1200	115/208-230	56C	T34C3JCR	\$932	DS-3FMP	1.15	13.4	28	10.6/5.4-5.3	18, 25
1	3600	115/208-230	56C	T1CA1JCR	\$524	DS-3FMP	1.15	12.4	32	13.6/6.9-6.8	24
	1800	115/208-230	143TC	T1C2J14CR	\$638	DS-3SP	1.15	12.4	32	14.0/6.9-7.0	25
	1800	115/208-230	143TC	T1CA2J14CR	\$677	DS-3SP	1.15	12.4	32	14.0/6.9-7.0	24
	1800	115/208-230	143TC	T1CM2J14CR	\$700	DS-3SP	1.15	12.4	32	14.0/6.9-7.0	23
	1800	115/208-230	56C	T1C2JCR	\$571	DS-3FMP	1.15	12.4	32	14.0/6.9-7.0	25
	1800	115/208-230	56C	T1CA2JCR	\$610	DS-3FMP	1.15	12.4	32	14.0/6.9-7.0	24
	1800	115/208-230	56C	T1CM2JCR	\$633	DS-3FMP	1.15	12.4	32	14.0/6.9-7.0	23
	1200	115/208-230	56C	T1C3JCR	\$1,011	DS-3FMP	1.15	13.9	44	12.6/6.6-6.3	25
1 1/2	3600	115/208-230	143TC	T32C1J14CR	\$637	DS-3SP	1.15	12.9	32	14.6/8.1-7.4	25
	3600	115/208-230	56C	T32CA1JCR	\$637	DS-3FMP	1.15	12.9	32	14.6/8.1-7.4	24
	1800	115/208-230	145TC	T32C2J14CR	\$723	DS-3SP	1.15	13.9	47	14.4/8.0-7.2	25
	1800	115/208-230	56C	T32C2JCR	\$650	DS-3FMP	1.15	13.9	31	14.4/8.0-7.2	25
	1800	115/208-230	56C	T32CA2JCR	\$689	DS-3FMP	1.15	13.9	31	14.4/8.0-7.2	24
	1800	115/208-230	56C	T32CM2JCR	\$712	DS-3FMP	1.15	13.9	31	14.4/8.0-7.2	23
2	3600	115/208-230	145C	T2C1J14CR	\$813	DS-3SP	1.15	12.9	34	19.5/10.8-9.7	25
	1800	115/208-230	145TC	T2C2J14CR	\$969	DS-3SP	1.15	13.9	46	18.9/10.3-9.4	25
	1800	115/208-230	145TC	T2CA2J14CR	\$1,008	DS-3SP	1.00	14.4	40	18.9/10.3-9.4	24
	1800	115/208-230	56C	T2C2JCR	\$739	DS-3FMP	1.15	13.9	31	18.9/10.3-9.4	25
	1800	115/208-230	56C	T2CA2JCR	\$778	DS-3FMP	1.00	14.4	31	18.9/10.3-9.4	24
	1800	115/208-230	56C	T2CM2JCR	\$801	DS-3FMP	1.00	13.9	31	18.9/10.3-9.4	23

Note 18 Incorporates Run Capacitor

Note 23 Manual Reset Thermal Protector Overload

Note 24 Automatic Reset Thermal Protector Overload

Note 25 Non-protected

Note 98 50/60 Hertz

Note LA Limited Availability



# General Purpose Single Phase, Div.1 Hazardous Location Class I (Group C&D), Class II (Group E, F, & G)



## APPLICATIONS:

For use on air compressors, pumps, conveyors, blowers and general industrial equipment located in hazardous areas.

## FEATURES:

- UL®<sup>†</sup> Listed & CSA®<sup>†</sup> Certified
- Temperature Code T3C
- Class B Insulation
- Continuous Duty
- Totally Enclosed Fan Cooled Except Where Noted
- 40°C Ambient Rated
- F1 Assembly
- Automatic Reset Thermal Protector Overload

## C-Face Footless

HP	RPM	Voltage	Frame	Catalog Number	List	Discount Symbol	SF	"C" Dim. (inches)	Ship Wt. (lbs)	Full Load Amps	Notes
1/4	1800	115/208-230&110/220	56C	XS14CA2JCR	\$482	DS-3FMP	1.00	11.9	32	5.1/2.5-2.5 & 5.6/2.8	28
1/3	3600	115/208-230	56C	XS13CA1JCR	\$614	DS-3FMP	1.00	13.3	29	8.0 / 3.6 - 4.0	
	1800	115/208-230	56C	XS13CA2JCR	\$537	DS-3FMP	1.00	12.8	32	6.8/3.3-3.4	
1/2	3600	115/208-230	56C	XS12CA1JCR	\$681	DS-3FMP	1.00	13.3	29	8.8/4.1-4.4	
	1800	115/208-230	56C	XS12CA2JCR	\$563	DS-3FMP	1.00	13.8	32	9.8/4.9-4.9	
3/4	3600	115/208-230	56C	XS34CA1JCR	\$728	DS-3FMP	1.00	13.3	32	10.4 / 5.3-5.2	
	1800	115/208-230	56C	XS34CA2JCR	\$630	DS-3FMP	1.00	14.3	32	12.6/6.3-6.3	
1	3600	115/208-230	56C	XS1CA1JCR	\$784	DS-3FMP	1.00	14.3	42	12.0/6.3-6.0	
	1800	115/208-230	56C	XS1CA2JCR	\$675	DS-3FMP	1.00	14.8	44	14.0/6.9-7.0	

## Footed

HP	RPM	Voltage	Frame	Catalog Number	List	Discount Symbol	SF	"C" Dim. (inches)	Ship Wt. (lbs)	Full Load Amps	Notes
1/4	1800	115/208-230&110/220	56	XS14CA2J	\$482	DS-3FMP	1.00	12.5	32	5.1/2.5-2.5&5.6/2.8	28
	1200	115/230	56	XS14CA3P	\$706	DS-3FMP	1.00	13.0	32	6.8/3.4	
1/3	3600	115/208-230	56	XS13CA1J	\$560	DS-3FMP	1.00	13.2	29	8.0/3.6-4.0	
	1800	115/208-230	56	XS13CA2J	\$512	DS-3FMP	1.00	12.7	32	6.8/3.3-3.4	
	1200	115/230	56	XS13CA3P	\$912	DS-3FMP	1.00	12.7	32	7.2/3.6	
1/2	3600	115/208-230	56	XS12CA1J	\$608	DS-3FMP	1.00	13.2	29	8.8/4.1-4.4	
	1800	115/208-230	56	XS12CA2J	\$563	DS-3FMP	1.00	13.2	32	9.8/4.9-4.9	
	1200	115/230	56H	XS12CA3P	\$1,053	DS-3FMP	1.00	14.2	32	10.0/5.0	
3/4	3600	115/208-230	56	XS34CA1J	\$686	DS-3FMP	1.00	13.2	32	10.4/5.3-5.2	
	1800	115/208-230	56	XS34CA2J	\$630	DS-3FMP	1.00	13.7	32	12.6/6.3-6.3	
1	3600	115/208-230	56	XS1CA1J	\$608	DS-3FMP	1.00	14.2	41	12.0/6.3-6.0	
	1800	115/208-230	56H	XS1CA2JH	\$714	DS-3FMP	1.00	14.2	32	14.0/6.9-7.0	

Note 28 TENV Enclosure

## Painted Washdown Single Phase, Totally Enclosed, C-Face



The Slicker™

### APPLICATIONS:

Suitable for food processors, canners, meat packers, bakeries, dairies, drug and cosmetic manufacturers for sanitary, easily cleaned motors.

### FEATURES:

- Class F Insulation
- BISSC®† Certified, Smooth Design For Easy Cleaning
- USDA®† Approved Non-Toxic White Epoxy Paint
- V-Ring Rotating Lip Seal On Shaft End
- F1 Assembly Position
- Double Contact Sealed Ball Bearings
- Reversible Rotation
- Internal Corrosion Protection On Rotor, Stator, Winding & Frame
- Stationary Grease Seal On Both Ends
- 303 Stainless Steel Shaft
- Moisture Resistant Gasketed Conduit Box With NPT Lead Holes
- Totally Enclosed Fan Cooled (TEFC) Except Where Noted
- Multiple Stainless Steel T-type Drains
- Automatic Reset Thermal Overload Protector on Yoke Mount Fan Motors

### Footed

HP	RPM	Voltage	Frame	Catalog Number	List	Discount Symbol	SF	"C" Dim. (inches)	Ship Wt. (lbs)	Full Load Amps	Notes
1/2	3600	115/208-230	56C	WD12C1JC	\$523	DS-3WD	1.15	11.8	32	7.3/3.9-3.7	28
	1800	115/208-230	56C	WD12C2JC	\$537	DS-3WD	1.15	12.8	26	9.5/4.6-4.8	25
3/4	3600	115/208-230	56C	WD34C1JC	\$538	DS-3WD	1.15	12.3	30	9.7/5.3-4.9	28
	1800	115/208-230	56C	WD34C2JC	\$611	DS-3WD	1.15	13.3	32	12.8/6.4-6.5	
1	3600	115/208-230	56C	WD1C1JC	\$583	DS-3WD	1.15	13.3	32	13.6/6.9-6.8	
	1800	115/208-230	56HC	WD1C2JHC	\$702	DS-3WD	1.15	13.8	28	15.4/7.8-7.6	
1 1/2	3600	115/208-230	56HC	WD32C1JHC	\$768	DS-3WD	1.15	13.8	32	14.6/8.1-7.4	CSCR,25
	1800	115/208-230	56HC	WD32C2JHC	\$896	DS-3WD	1.15	15.3	32	14.4/8.0-7.2	CSCR
2	1800	115/230	56HC	WD2C2PHC	\$1,052	DS-3WD	1.15	15.3	48	19.6/9.8	CSCR,25

### Footless

HP	RPM	Voltage	Frame	Catalog Number	List	Discount Symbol	SF	"C" Dim. (inches)	Ship Wt. (lbs)	Full Load Amps	Notes
1/2	3600	115/208-230	56C	WD12C1JCR	\$576	DS-3WD	1.15	11.8	32	7.3/3.9-3.7	28
	1800	115/208-230	56C	WD12C2JCR	\$663	DS-3WD	1.15	12.8	32	8.8/4.3-4.4	28
3/4	1800	115/208-230	56C	WD34C2JCR	\$748	DS-3WD	1.15	13.8	41	7.8/4.3-3.9	CSCR,28
1	1800	115/208-230	56C	WD1C2JCR	\$848	DS-3WD	1.00	14.3	32	10.3/5.5-5.2	CSCR
2	1800	115/230	56C	WD2C2JCR	\$1,059	DS-3WD	1.15	15.3	48	19.6/9.8	CSCR

### Permanent Split Capacitor, Yoke Mount, Non-Oscillating Totally Enclosed Air Over (TEAO) Fan Motors

HP	RPM	Voltage	Frame	Catalog Number	List	Discount Symbol	SF	"C" Dim. (inches)	Ship Wt. (lbs)	Full Load Amps	Notes
1/4	1800	115/230	56YZ	WD14AA2PZ7	\$426	DS-3WD	1.00	10.9	19	3.5/1.7	24
1/3	1800	115/230	56YZ	WD13AA2PZ7	\$448	DS-3WD	1.00	10.9	16	4.9/2.5	24
1/2	1800	115/230	56YZ	WD12AA2PZ7	\$481	DS-3WD	1.00	11.9	32	5.9/2.9	24

Note 24 Automatic Reset Thermal Protector Overload  
 Note 25 Non-protected  
 Note 28 TENV Enclosure  
 Note CSCR Capacitor Start /Capacitor Run

forecyte

POWERED BY **Nidec**

Asset Condition Monitoring Solution to visualize\* health and performance data  
 Refer to Page 109

# Heating & Air Conditioning

---

**Horsepower:** 1/10 – 2 HP

**Phase:** Single & Three Phase

**RPM:** 825, 1075, 1625 or 3450 RPM

**Voltage:** 115, 208-230, 460 or 575 Volts, 60 Hz; some motors are rated 50/60 Hz

**Efficiency:** Standard and Premium Efficient

**Enclosure:**

- Open Drip Proof (ODP)
- Totally Enclosed, Air Over (TEAO)

**Mounting:** Extended Stud or Resilient Rings. Also many have mounting hardware or shell holes. Other hardware available in accessory section.


**Bearings:** Self Aligning or Ball available

**Lubrication:** Permanent on most units


**Temp Rise:** Class A or B as noted

**Thermal Overload:** Internal automatic thermal overloads unless otherwise noted

**Agency:** UL<sup>®†</sup> Recognized and CSA<sup>®†</sup> Certified



## RESCUE ECOTECH® High Efficiency Direct Drive Blower Motor

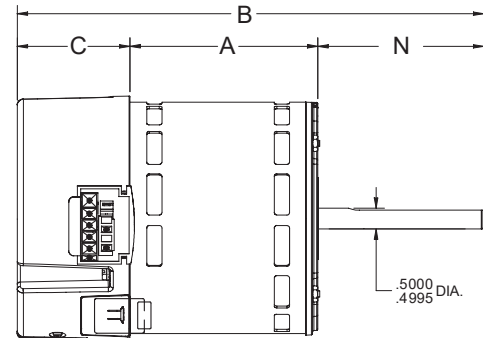


### APPLICATIONS:

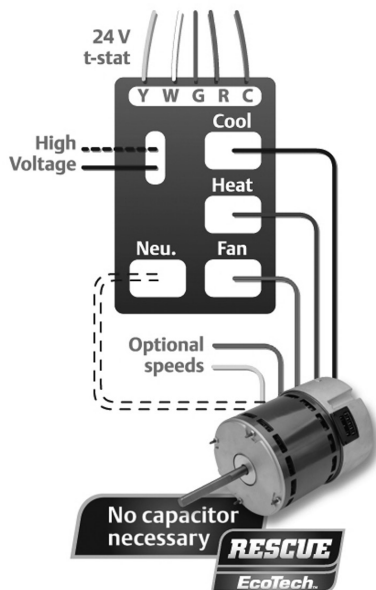
Drop-in replacement for PSC Direct Drive Commercial and Residential Air Handlers and Furnaces.

### FEATURES:

- Electronically Controlled Brushless Permanent Magnet Motor
- 40°C Ambient Rated
- Reversible Rotation
- 48 Frame (5.6" Diameter)
- No Capacitor Required
- 2 Year Warranty
- Electronically Protected Motor
- Continuous Duty, Air Over
- Ball Bearing
- Class B Insulation
- 36" Leads
- 50 Hz Capable
- **Discount Symbol: DS-3ECM**



HP	RPM	Voltage	Catalog Number	Recommended Cooling Speed	Recommended Heating Speed	Shaft Dia. x Length	Shell Length	Total Length	Ship Wt.	List
1/3 – 1/5	1075	115 / 208-230	5522ET	High (Blk)	Med-Hi (YL)	.50 x 4.5	5.75	10.25	12.2	\$525
1/2 – 1/4	1075	115 / 208-230	5532ET	High (Blk)	Med-Hi (YL)	.50 x 4.5	5.75	10.25	12.2	\$558
3/4 – 1/3	1075	115 / 208-230	5542ET	High (Blk)	Med-Hi (YL)	.50 x 4.5	6.75	11.25	17.8	\$619
1 – 1/2	1075	115 / 208-230	5552ET	High (Blk)	Med-Hi (YL)	.50 x 4.5	7.25	11.75	17.9	\$634



For illustration purposes only.  
Actual connections may vary.

- **Up to 82% Efficient** – provides a 25% increase in efficiency compared to a conventional PSC blower motors in heating and cooling. 75% watt reduction in circulation mode.
- **Exclusive Speed-Sensing Technology** – allows the RESCUE ECOTECH® motor to connect just like a traditional PSC motor
- **Fits a Wide Variety of Applications** – Will work in both air handlers and furnaces and accepts several mounting methods, including flex mounts
- **Wide Speed Range** – Five available speeds insure contractors are able to easily meet the system's airflow needs while a low 600 RPM fan speed provides quiet, efficient air circulation.
- **Active Airflow Management** – The RESCUE ECOTECH® motor's advanced electronic control allows the motor to react to changes in the system, helping to maintain airflow as static pressures change.

# RESCUE® Motors Permanent Split Capacitor Direct Drive Fan & Blower, 5.6" Diameter, Open, Air Over

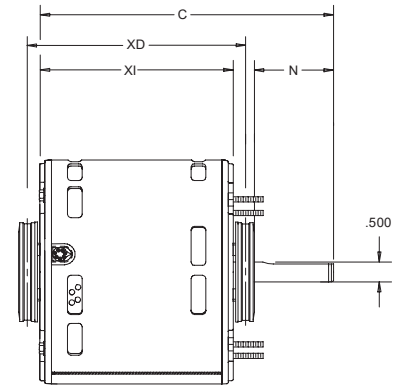


## APPLICATIONS:

Commercial and Residential Air Handlers and Furnaces.  
Can replace a range of horsepower applications and a variety of mounting styles.

## FEATURES:

- Extended Mounting Studs
- Designed For Use With 370V Capacitors
- Class B Insulation
- 36" Leads
- High Efficiency Design®
- Includes Side Shell Holes For RHEEM® Units
- Continuous Duty, Air Over
- Reversible Rotation
- Automatic Reset Thermal Overload Protector
- 2.5" Dia. Hub Rings Included
- **Discount Symbol: DS-3HAC**



HP	Voltage	Catalog Number	RPM	Cool Speed Tap	Heat Speed Tap	Bearings	Cap. MFD	Amps	Shaft N	Base XD	Shell XI	Total C	Ship Wt.	Notes	List
1/3 1/4 1/8	208-230	5469	825	High Med-Hi Med-Lo	Med-Hi Med-Lo Low	SAB	7.5 7.5 7.5	2.4 1.7 0.9	4.5		5.3	9.8	17	H40	\$218
1/2 1/3 1/4 1/5 1/6	115	5460	1075	High High Med-Hi Med-Low Low	Med-Hi Med-Hi Med-Low Low Low	SAB	10 7.5 7.5 7.5 7.5	7.3 6.9 5.5 3.6 2.8	5.0	5.8	5.3	10.8	20	H23, H40	\$148
1/2 1/3 1/4 1/5 1/6	208-230	5461	1075	High High Med-Hi Med-Low Low	Med-Hi Med-Hi Med-Low Low Low	SAB	10 5 5 5 5	3.6 3.5 2.8 1.9 1.3	5.0	5.8	5.3	10.3	15	H23, H40	\$151
3/4 1/2 1/3 1/4 1/5	115	5470	1075	High High Med-Hi Med-Low Med-Low	Med-Hi Med-Hi Med-Low Low Low	Ball	20 10 10 10 10	8.1 6.6 4.6 3.8 3.1	5.0	6.6	6.1	11.6	17	H40	\$177
3/4 1/2 1/3 1/4 1/5	208-230	5471	1075	High High Med-Hi Med-Low Med-Low	Med-Hi Med-Hi Med-Low Low Low	Ball	20 10 10 10 10	4.1 3.7 2.5 1.8 1.7	5.0	6.6	6.1	11.6	16	H40	\$181


Note H23: For 1/3 To 1/6 HP, if more air flow is needed, a 7.5 MFD capacitor may be used  
Note H40: Screws For Shell Mounting Included In Carton



## Shaded Pole & PSC Direct Drive Fan 3.3" Diameter, Open and Totally Enclosed Designs

### APPLICATIONS:

High efficiency PSC motors for refrigeration evaporator and general purpose.



### FEATURES:

- Four 8-32 x 3/4" Stud Extensions At Each End
- Ball Bearings Have All Angle Thrust System
- Automatic Reset Thermal Overload Protector
- 9656 and 9662 feature dual plug cord for flexibility
- Dual Studs
- PSC Design with Capacitor Included
- 12" Leads

### Open Air Over

HP	RPM	Voltage	Catalog Number	Enclosures	Rotation	Amps	Shell Length	Shaft Dia. x Length*	Ship Wt.	Notes	List
1/20	1550	115	9632	OA0	Rev	0.9	3.3	.31 x 2.38	4	H38	\$65
1/12-1/20	1550	115/230	9664	OA0	Rev	1.2-0.95/0.6-0.5	4.2	.31 x 2.50	5	H38	\$111
1/10	1550	230	9657	OA0	Rev	1.00	4.5	.31 x 3.75	6	H38	\$176

### Totally Enclosed, Air Over

HP	RPM	Voltage	Catalog Number	Enclosures	Rotation	Amps	Shell Length	Shaft Dia. x Length*	Ship Wt.	Notes	List
1/50	1550	115	9624	TEAO	Rev	0.5	2.46	.25 x 2.50	3		\$63
1/30	1550	115	9628	TEAO	Rev	0.6	3.25	.31 x 2.50	4		\$64
1/50	1550	115	9641	TEAO	Rev	0.50	3.1	.25 x 2.25	5		\$74

### OEM Direct Replacements

HP	RPM	Voltage	Catalog Number	Enclosures	Rotation	Amps	Shell Length	Shaft Dia. x Length*	Ship Wt.	Notes	OEM	List
1/20	1550	115	9662	OA0	CCW/Rev	0.9	3.25	0.31 X 3.0	4	86, H30	BO	\$115
	1550	230	9648	TEAO	CW/Rev	0.4	3.25	0.31 x 2.25	4	H38	FE	\$80
	1550	115/230	9654	TEAO	CW	0.8/0.4	3.4	0.31 x 1.63	4	H31, 86	KR	\$120
1/15	1550	208-230	9656	OA0	CCW/Rev	0.48	3.77	0.31 x 3.0	4	86, H30	BO	\$112

BO = Bohn FE = Fedders KR = Krack

Note 86: PSC With Capacitor

Note H30: Includes Special Cord And Plug

Note H31: Includes Special Mounting Lugs, No Threaded Studs

Note H38: PSC, Capacitor included and attached

\*As Measured From Motor Face

# Permanent Split Capacitor Condenser Fan 5.0" Diameter, Totally Enclosed Air Over (TEAO)



## APPLICATIONS:

Residential condensing unit fan motor.

## FEATURES:

- 42" Leads
- Shaft Down Mount
- #8-32 Studs  
Fig A: 4.312" dia. bolt circle  
Fig B: 4.464" dia. bolt circle
- Designed for use with 370V Capacitor
- 1/2" Dia. Shaft with Flat
- Reversible Rotation
- Automatic Reset Thermal Overload Protector
- **Discount Symbol: DS-3HAC**

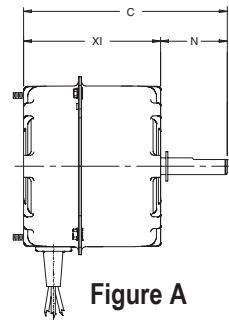


Figure A

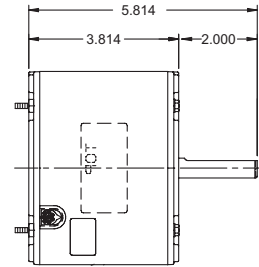


Figure B

## "Clam Shell" Single Speed, Stud Mount, Without Capacitor (Fig A)

HP	RPM	Voltage	Catalog Number	Bearings	Cap. MFD	Amps	Shaft N	Shell XI	Total C	Ship Wt.	Notes	OEM	List
1/10	1075	208-230	2243	Ball	5.0	0.75	2.7	4.1	6.8	10			\$124
1/8	1075	208-230	2249	Ball	5.0	0.90	2.7	4.1	6.8	10			\$126
1/5	1075	208-230	2246	Ball	5.0	1.60	2.7	4.9	7.6	10			\$127
1/4	1075	208-230	2250	Ball	7.5	1.70	2.7	4.9	7.6	10			\$128

## 5.0" Single Speed, Stud Mount, Without Capacitor (Fig B) 4.464 BC

HP	RPM	Voltage	Catalog Number	Bearings	Cap. MFD	Amps	Shaft N	Shell XI	Total C	Ship Wt.	Notes	OEM	List
1/20	1625	230	1989P	SAB	3.0	0.8	2.5	3.8	6.3	8	H35, H42, 98	CO	\$201
1/8	1550	230	1675	SAB	5.0	0.8	3.0	3.8	6.8	9	H35	TR	\$168
1/8-1/12	1075	208-230	5440H	Ball	5.0	0.8	3.0	5.0	8.0	8			\$142
1/6	1075	208-230	1901	SAB	5.0	1.0	2.0	3.8	5.8	11.4		LE	\$178
1/4-1/6	1075	208-230	5441H	Ball	5.0	1.5	3.0	5.5	8.5	10			\$144

TR = Trane    CO = Copeland    LE = Lennox

Note 98: 50/60 Hz  
 Note H35: Open Air Over  
 Note H42: Shaft-down mounting

## Refrigeration Condenser Fan 5.0" and 5.6" Diameter Open Drip Proof, Totally Enclosed, Air Over and Open Air Over



### APPLICATIONS:

Condenser cooling fan motors to meet manufacturer's requirements for commercial refrigeration units.

### FEATURES:

- OEM Direct Replacements
- Single Speed
- Automatic Reset Thermal Overload Protector
- Designed for use with 370V Capacitors
- **Discount Symbol: DS-3HAC**

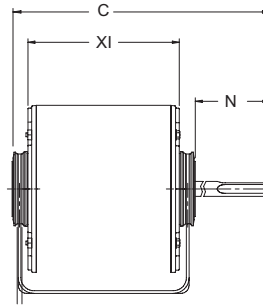


Figure A

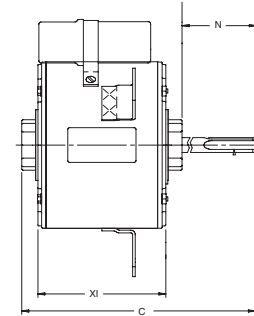


Figure B

### 5.0" Diameter, 5/16" Diameter Shaft

HP	RPM	Voltage	Catalog Number	Bearings	Cap. MFD	Amps	Shaft N	Shell XI	Total C	Shaft Dia.	Mount	Ship Wt.	Notes	OEM	List
1/20	1500	230	1775P	SAB	3.0	.5	3.1	3.8	6.9	5/16"	Hub Ring	8.4	98	TE	\$148
1/15	1500	230	1779P	SAB	3.0	.62	3.1	3.8	6.9	5/16"	Hub Ring	8	98	TE	\$154

### 5.6" Permanent Split Capacitor

HP	RPM	Voltage	Catalog Number	Bearings	Cap. MFD	Amps	Shaft N	Shell XI	Total C	Mount	Ship Wt.	Notes	OEM	List
1/6	1550	208-230	6128	SAB	5.0	9.0	2.5	4.1	7.6	Resilient	9	98, 64, H36	CO	\$263
	1550	208-230	1645	Ball	3.0	1.4	2.1	3.8	6.4	Stud	11	H35	HU	\$263
	1550/1	460	1265	SAB	3	0.55	3.1	4.1	7.1	Bracket	9	98	CO	\$248
1/5	1075	208-230	1648	Ball	4.0	2.0	2.5	4.3	7.9	Stud	13	H35	HU	\$244
	1075	575	1093	Ball	4.0	.80	2.5	4.8	8.4	Stud	13	H36		\$246
1/4	1550	230	6124	SAB	5.0	2.1	3.0	4.1	7.1	Band	13	64, H36	CO	\$242
	1625	208-230	6129	SAB	5.0	1.5	2.3	4.3	7.9	Resilient	15	64, H36	CO	\$273
	1625	230	3042	Ball	4.0	1.4	1.5	5.1	7.7	Hub Ring	11	64, H4, H36	TY	\$239
	1625	230	8330	SAB	4.0	1.9	2.2	4.3	7.7	3 Lugs	12	64, 98, H36, H42	TE	\$241
	1625	380-420/460	8331	SAB	4.0	.95	2.2	4.3	7.7	3 Lugs	19	98, 64, H36, H42	TE	\$257
	1625	460	6138	SAB	5.0	0.90	3.05	4.8	7.9	Stud	14	98	CO	\$288
	1625	575	1312	SAB	-	0.7	3.1	4.8	7.9	Band	13	64, 98		\$250
1/3	1625	208-230	6127	SAB	4.0	2.2	1.75	5.8	8.7	Resilient	15	98, 64, H45	CO	\$264
	1625	208-230	7232	SAB	6.0	2.9	3.7	4.6	9.3	Hub Ring	23	64, H35	HR	\$173
	1075/2	208-230	1354	Ball	-	2.0	3.1	4.8	8.4	3 Lugs	12.1			\$239
1/2	1725	208-230	644	Ball	5.0	2.7	3.5	5.1	9.1	Stud	15	98, H18, H36	HU	\$250
	1100/1	208-230/460	4941	BALL	12.5	2.8/1.5	4.5	6.9	11.4	Resilient	16	-	-	\$350

CO = Copeland

HU = Hussmann

HR = Hill Refrigeration

TE = Tecumseh

TY = Tyler

Note 64: Capacitor Included

Note 98: 50/60 Hz

Note H4: 2-1/4" hub rings

Note H18: Conduit box


Note H35: Open Air Over

Note H36: Open Drip Proof

Note H42: Shaft Down

Note H45: Totally Enclosed, Air Over

# Permanent Split Capacitor Condenser Fan 5.6" Diameter, Totally Enclosed, Air Over (TEAO)

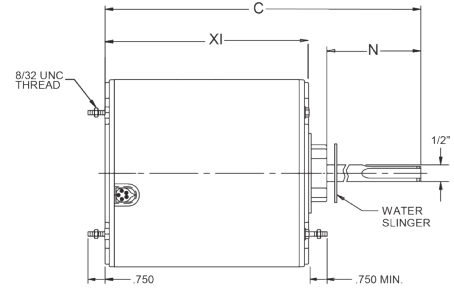


## APPLICATIONS:

Residential and commercial condenser unit fan motors to meet manufacturer's requirements.

## FEATURES:

- 140°F (60°C) Ambient Design
- Sleeve Bearings Have All Angle Thrust System
- Class B Insulation
- Suitable for Use With 370V Capacitors
- Extended Studs
- 30" Leads
- Hubless Lead End
- Drain Holes Both Ends
- Reversible Rotation
- Automatic Reset Thermal Overload Protector
- Continuous Duty
- **Discount Symbol: DS-3HAC**




## Stud Mount, Without Capacitor, 60°C, All Angle Mount

HP	RPM	Voltage	Catalog Number	List	Bearings	Cap. MFD	Amps	Shaft N	Shell XI	Total C	Rotation	Ship Wt.	Notes	OEM
1/12	1100	208-230	3401	\$151	SAB	5.0	0.067	1.6	3.6	5.7	CWLE	9	H20	CA
1/10	825	208-230	1871	\$149	SAB	3.0	1.0	6.0	3.8	10.4	-	11		
	1100	208-230	3402	\$160	SAB	5.0	0.8	1.6	4.1	5.7	-	9		CA
1/8	825	208-230	1872	\$150	SAB	5.0	0.78	6.0	4.1	10.6	-	12	72	
	825	200-230	1902	\$164	Ball	5.0	0.74	1.9	4.4	6.2	CCWLE	10.7		TR
	825	208-230	5456	\$167	SAB	5.0	1.2	3.8	4.1	7.8	-	10	72	RH
1/6	825	208-230	1873	\$164	SAB	5.0	1.0	6.0	4.1	10.6	-	12	72	
	825	208-230	5457	\$177	SAB	7.5	1.2	3.75	4.6	8.3	-	12	72	RH
	825/2	208-230	8673	\$214	SAB	5.0	1.0	6.0	4.4	10.9	-	17		
	1075	208-230	1859	\$101	SAB	5.0	1.0	5.0	3.8	8.81	-	9		
1/5	1500	208-230	3405	\$185	Ball	5.0	0.85	1.6	4.3	6.2	-	7	H20	CA
	825	200-230	1903	\$175	Ball	7.5	0.93	2.25	5.1	7.3	CCWLE	15.0		TR
	1075	208-230	5450	\$168	SAB	3.0	1.3	3.7	3.8	7.5	-	10	72, H16	RH
1/4-1/8	1075	208-230	5454	\$135	SAB	3.0	1.7	3.7	3.8	8.1	-	10	72	RH
	825	208-230	1874	\$164	SAB	5.0	2.0	6.0	4.3	10.9	-	11	72	
1/4	825	460	1880	\$254	Ball	5.0	1.0	6.0	5.1	11.6	-	3		
	825	575	1276	\$256	Ball	5.0	0.7	5.0	4.85	10.35	Rev.	10		
	850	208-230	1743	\$167	SAB	5.0	1.5	2.75	4.6	7.3	-	17	H20	YK
	825/2	208-230	8674	\$242	SAB	7.5	1.5	6.0	4.6	11.1	-	15		
	1075	208-230	1860	\$105	SAB	5.0	1.5	5.0	4.56	9.6	-	10		
	1075	208-230	1876	\$108	Ball	5.0	1.5	5.0	4.56	9.6	-	11		
	1075	460	3736	\$235	Ball	7.5	0.8	6.0	4.56	11.1	-	14		
	1100	208-230	3404	\$201	SAB	5.0	1.8	1.6	4.1	6.2	-	11	H20	CA
	1625	208-230	1890	\$231	SAB	5.0	1.4	5.0	4.3	9.9	-	12		

CA = Carrier    RH = Rheem    YK = York    TR = Trane

Note 72: Includes 4 Holes in Shell for Rheem Mount  
 Note H16: CCWLE rotation only  
 Note H20: CWLE rotation only

## Permanent Split Capacitor Condenser Fan 5.6" Diameter, Totally Enclosed, Air Over (TEAO)



(continued)

HP	RPM	Voltage	Catalog Number	List	Bearings	Cap. MFD	Amps	Shaft N	Shell XI	Total C	Ship Wt.	Notes	OEM
1/3-1/5	825	208-230	1875	\$186	SAB	7.5*	2.4-1.4	6.0	5.1	11.6	15	72	
1/3	825/2	208-230	8675	\$253	SAB	7.5	2.0	6.0	5.4	11.85	18		
	825	460	1881	\$333	Ball	7.5	1.0	6.0	5.56	12.1	17		
	825	575	1296	\$335	Ball	7.5	1.1	5.0	5.3	10.85	17		
	1075	208-230	1861	\$112	SAB	7.5	2.0	5.0	4.6	10.1	14		
	1075	208-230	5455	\$144	SAB	5.0	2.0	3.7	4.1	8.3	12	72	RH
	1075	208-230	1877	\$115	Ball	7.5	2.0	5.0	4.6	10.1	14		
	1075	460	3737	\$269	Ball	7.5	1.3	6.0	5.4	11.9	17		
	1075/2	208-230	8670	\$222	SAB	7.5	2.2	6.0	4.8	11.4	16	71	
	1625	208-230	1891	\$263	Ball	7.5	1.6	5.0	4.6	10.1	11		
1/3-1/6	825/2	208-230	5464	\$182	Ball	10 / 7.5	1.9 / 1.2	5.0	5.3	10.3	18	72	
	1075	208-230	3322	\$115	SAB	10.0	1.8	5.0	4.6	9.6	11	72	
	1075	208-230	3323	\$101	Ball	7.5	2.0	5.0	4.3	9.3	13	72	
	1075/2	208-230	5462	\$140	Ball	7.5 / 5.0	2.6 / 1.8	5.0	4.6	9.6	15	72	
1/3	1075	460/380-420	LX7922	\$184	Ball	10.0	1.3	3.9	5.3	9.25	15		
1/2	825	208-230	1870	\$237	SAB	12.5	2.8	6.0	5.85	12.35	22		
	825	460	1882	\$385	Ball	10.0	1.6	6.0	6.3	12.9	21		
	1075	208-230	1862	\$124	SAB	10.0	3.1	6.0	5.3	11.9	16		
	1075	208-230	1878	\$127	Ball	10.0	3.1	6.0	5.3	11.9	11		
	1075	460	3738	\$277	Ball	10.0	1.5	6.0	5.9	12.4	19		
	1075	575	1098	\$279	SAB	10.0	1.0	5.0	6.4	11.4	18		
	1075/2	208-230	8671	\$257	SAB	10.0	2.9	6.0	4.3	10.8	10	71	
	1625	208-230	1892	\$321	SAB	5.0	3.0	5.0	5.1	10.6	23		
1625/1	575	1198	\$225	Ball	7.5	1.0	6.5	5.3	11.9	16.7			
1/2-1/5	1075/2	208-230	5465	\$177	Ball	12.5 / 10.0	3.0 / 1.3	5.0	5.3	10.3	15	72	
3/4	1075	208-230	1868	\$153	SAB	10.0	4.7	5.0	5.8	11.4	20		
	1075	208-230	1879	\$156	Ball	10.0	4.7	5.0	5.8	12.3	21		
	1075	460	3742	\$319	Ball	10.0	2.0	6.0	6.4	12.3	21		
	1060	575	1099	\$321	SAB	12.5	1.25	5.0	6.4	11.4	18		
1	1075	460	1409	\$179	Ball	25.0	2.5	6.0	6.8	13.4	25		

RH = Rheem


Note 71: 1.5" Stud Ext., Shaft End only, 104°F (40°C) Ambient, Double Flats

Note 72: Includes 4 Holes in Shell for Rheem Mount

\*Uses 440V capacitor.



# Permanent Split Capacitor MOJAVE® Series Condenser Fan 5.6" Diameter, Totally Enclosed, Air Over (TEAO)

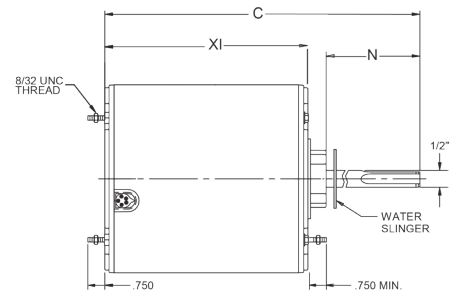


## APPLICATIONS:

Residential and commercial condenser unit fan motors in extreme temperature locations.

## FEATURES:

- 158°F (70°C) Ambient Design
- Ball Bearings Have All Angle Thrust System
- Class F Insulation
- Suitable for use with 370V Capacitors
- Extended Studs
- 48" Leads
- Hubless Lead End
- Drain Holes Both Ends
- Reversible Rotation
- Automatic Reset Thermal Overload Protector
- Continuous Duty
- **Discount Symbol: DS-3HAC**



## Stud Mount, Without Capacitor, Extreme High Ambient Design, All Angle Mount

HP	RPM/ Spd.	Voltage	Catalog Number	Cap. MFD	Amps	Shaft N	Shell XI	Total C	Ship Wt.	Notes	List
1/8	825	208-230	1872H	5.0	0.78	6.0	4.3	10.6	13.7		\$160
1/6	825	208-230	1873H	5.0	1.2	6.0	4.3	10.6	14	H25	\$172
	1075	208-230	1859H	5.0	1	5.0	4.0	9.4	18.1		\$115
1/4	1075	208-230	1860H	5.0	1.7	6.0	4.1	10.6	18		\$113
1/4-1/8	825	208-230	1874H	5.0	2.1	6.0	4.4	10.9	13.0	H25	\$164
1/3-1/6	825/2	208-230	5464H	7.5	1.9	5	5.3	10.3	18	H43	\$186
	1075/2	208-230	5462H	5.0	2.6	5	4.6	9.6	18	H43	\$153
	1075	208-230	3323H	7.5	2.0	5	4.3	9.3	10	B	\$111
1/3	1075	208-230	1861H	7.5	2.1	6.0	4.6	11.1	18		\$119
1/3-1/5	825	208-230	1875H	7.5	2.4	6.0	5.3	11.6	17.0	H25	\$196
1/2-1/5	1075/2	208-230	5465H	10.0	3	5	5.3	10.3	14	H43	\$190
1/2	1075	208-230	1862H	10.0	3.2	6.0	5.3	11.9	18.0		\$133
	825	208-230	1870H	10.0	3.3	6.0	6.1	12.4	17.0		\$250
3/4	1075	208-230	1868H	10.0	4.7	6.0	5.8	12.4	18		\$162
3/4-1/4	1075/2	208-230	5482H	15.0	4	5	6.3	11.875	14	H43	\$205

## 460 Volt

HP	RPM/ Spd.	Voltage	Catalog Number	Cap. MFD	Amps	Shaft N	Shell XI	Total C	Ship Wt.	Notes	List
1/4	1075	460	3736H	7.5	0.8	6	4.8	11.1	11		\$248
1/3	1075	460	3737H	7.5	1.3	6	5.6	11.9	15		\$282
1/2	1075	460	3738H	10	1.5	6	5.8	12	18.1		\$291
1/2-1/6	1075	460	5480H	10	1.3	5	5.562	11.1	19	H43	\$240
3/4	1075	460	3742H	10	2	6	6.6	12.9	18.1		\$327
3/4-1/4	1075	460	5481H	15	2.2	5	6.3	11.857	22	H43	\$260

## 575 Volt


HP	RPM/ Spd.	Voltage	Catalog Number	Cap. MFD	Amps	Shaft N	Shell XI	Total C	Ship Wt.	Notes	List
1/4	1075	575	1295H	7.5	0.6	5.0	4.4	9.8	11.4		\$250
1/3	1075	575	1278H	7.5	0.7	5.0	5.2	10.9	10		\$284

Note B: Belly Band

Note H25: Includes 4 Holes With Screws In Shell For RHEEM® Mount

Note H43: Side Shell & Lead End Mounting Screws Included In Carton

## Permanent Split Capacitor Condenser Fan 5.6" Diameter, Open Drip Proof, Air Over

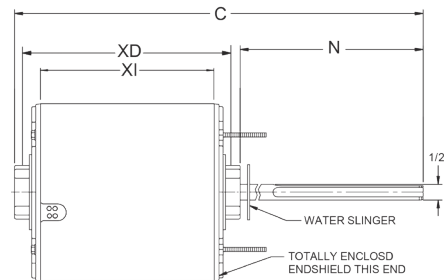


### APPLICATIONS:

Designed to meet manufacturer's requirements for condenser cooling fans.

### FEATURES:

- High Efficiency ECONOMIZER® Rated (except as noted)
- 60 Hz
- Capacitor Mounting Holes In Frame Band
- Continuous Duty, Air Over
- Water Slinger
- Designed for use with 370V Capacitors
- Automatic Reset Thermal Overload Protector
- Bearings have All Angle Thrust System
- Green Ground Lead
- Reversible Rotation
- Class B Insulation
- Extended Studs are 8-32 UNC Thread unless otherwise noted
- 30° Leads
- Double Flats On Shaft
- Enclosed Endshield At Shaft End
- **Discount Symbol: DS-3HAC**



### Stud Mount, Shaft Up or Horizontal, Without Capacitor

HP	RPM/ Spd.	Voltage	Catalog Number	Bearings	Cap. MFD	Amps	Shaft N	Base XD	Shell XI	Total C	Ship Wt.	Notes	OEM	List
1/4	825	230	8666	SAB	5.0	1.9	6.0	5.1	4.6	11.6	14			\$242
	1075	208-230	3851	SAB	5.0	1.7	5.0	4.4	3.8	9.9	10	62		\$104
	1075	208-230	8230	SAB	5.0	1.6	3.3	-	3.8	7.1	11	63, 72, H33, H42		\$126
1/3	825	230	8667	SAB	7.5	2.0	6.0	5.6	5.1	12.1	17	63		\$253
	1075	208-230	6880	SAB	5.0	2.2	5.0	4.9	4.3	9.4	12	62		\$113
1/2	1075	208-230	3852	SAB	7.5	3.1	5.0	5.4	4.8	10.9	16	62		\$121
	1075	460	1128	Ball	10.0	1.3	4.0	—	5.8	9.8	18			\$282
3/4	1075	208-230	3097	SAB	10.0	4.8	5.0	6.6	6.1	12.1	18			\$148
	1075	230	8665	Ball	12.5	4.4	6.0	5.9	5.3	12.4	20			\$204
1	1080	200	8068	Ball	30.0	5.9	4.5	—	6.1	11.1	23	H9, H33	LE	\$513
	1080	230	8069	Ball	20	4.9	4.5	—	6.1	11.1	18			\$574
	1075	208-230	1888	Ball	15.0	5.2	6.0	6.8	6.3	13.4	23	62		\$358

LE = Lennox

Note 62: Not an Economizer® model

Note 63: Stud Extensions Out Both Sides of Motor

Note 72: Includes 4 Holes in Shell for Rheem Mount

Note H9: 5/8" Shaft

Note H33: No Hub on Lead End

Note H42: Shaft-end Ventilated, Lead-end Enclosed, Shaft-down Mounting Only

# Permanent Split Capacitor Condenser Fan 5.6" Diameter, Open Drip Proof, Air Over

## APPLICATIONS:

For use on condenser cooling fans.

## FEATURES:

- High Efficiency Economizer® Rated (except as noted)
- 20" or 30" Leads unless otherwise noted
- Double Flats on Shaft—Economizer® Models
- Capacitor Mounting Holes In Frame Band
- Designed for use with 370V Capacitors
- Automatic Reset Thermal Overload Protector
- Bearings Have All Angle Thrust System
- Enclosed Endshield at Shaft End
- Continuous Duty, Air Over
- Class B Insulation
- Green Ground Lead
- Extended Studs
- 60 Hz
- Reversible Rotation
- Water Slinger
- Discount Symbol: DS-3HAC

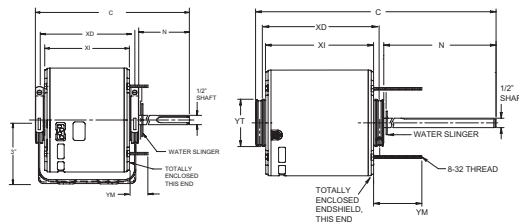


Figure A

Figure B

## Resilient Base, Shaft Up or Horizontal, With Capacitor (Figure A)

HP	RPM/ Spds.	Voltage	Catalog Number	Bearings	Cap. MFD	Amps	Shaft N	Base XD	Shell XI	Total C	Stud YM	Ship Wt.	Notes	OEM	List
1/4	1075	230	3846	SAB	5.0	1.9	4.9	5.1	4.6	10.4	1	14	62		\$257
1/3	1625	230	4811	SAB	5.0	1.8	4.9	5.1	4.6	10.7	1	16			\$259
	1625	230	4961	Ball	5.0	1.8	4.9	5.1	4.6	10.7	1	16	62		\$360
	1075	230	3847	SAB	7.5	2.2	4.9	5.5	4.9	10.9	1	17			\$269
	1075	230	4960	Ball	7.5	2.2	4.9	5.4	4.8	10.9	1	17			\$295
	1075	208-230	6986	Ball	5.0	3.5	4.0	5.4	4.6	9.7	-	18			\$171
1/2	1075	230	3848	SAB	7.5	3.1	5.0	6.5	5.9	12.0	1	13			\$280
	1075	230	7025	Ball	7.5	3.1	4.9	6.4	6.0	11.9	1	20			\$349


## Hub Ring Mount (2 1/4"), Shaft Up or Horizontal, Without Capacitor (Figure B)

HP	RPM/ Spds.	Voltage	Catalog Number	Bearings	Cap. MFD	Amps	Shaft N	Base XD	Shell XI	Total C	Stud YM	Ship Wt.	Notes	OEM	List
1/4	1625	208-230	1355	Ball	-	1.2	5.8	6.2	5.6	12.0	1	11			\$215
1/3	825	230	5345	Ball	5.0	3.0	6.0	6.9	6.4	12.9	1	17	64		\$267
	825	208-230	7040	Ball	7.5	2.7	6.0	6.4	6.0	12.4	1	23			\$242
1/2	825	230	7041	Ball	12.5	2.8	6.0	6.7	5.8	13.2	1	22			\$358

Note 62: Not an Economizer® model  
Note 64: Capacitor Supplied Detached

BRAKEMOTORS  
GENERAL PURPOSE SINGLE PHASE  
HVAC  
WASHDOWN  
AGRICULTURE  
COMMERCIAL PUMP MOTORS  
CLOSE COUPLED PUMP MOTORS  
FIRE PUMP MOTORS  
POOL & SPA MOTORS  
RESIDENTIAL WATER PUMP  
ELEVATOR GATE & DOOR

## Permanent Split Capacitor Commercial Condenser Fan Open Drip Proof & Totally Enclosed, Air Over



### APPLICATIONS:

For use on condenser cooling fans in commercial air conditioning applications.

### FEATURES:

- Capacitor and Outlet Box Included, unless noted
- Reversible Rotation
- Double-Sealed Ball Bearings
- Continuous Duty, Air Over
- Automatic Reset Thermal Overload Protector
- 60°C Ambient
- Dual Voltage
- Class B Insulation
- **Discount Symbol: DS-3HAC**

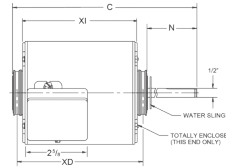


Figure A

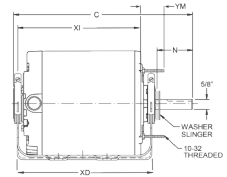


Figure B

### 5.6" Diameter, All Angle Mounting, Hub Ring Mount (2 1/4") (Fig. A)

HP	RPM/Spds.	Voltage	Catalog Number	Mounting	Cap. MFD	Amps	Shaft N	Base XD	Shell XI	Total C	Stud YM	Ship Wt.	Notes	OEM	List
1/3	1075	208-230/460	6727*	Hub	5	2.4/1.2	5	5.9	5.3	11.4	N/A	16			\$287
1/2	1075	208-230/460	7475*	Hub	10	2.8/1.4	5	6.4	5.8	11.9	N/A	21			\$366
	1075	208-230/460	2201*	Hub	10	3.2/1.6	5	7.4	6.8	12.8	N/A	19	67		\$413
	1075	208-230	8868	Stud	10	3.8	3.0	-	6.3	9.3	.63	25	98, H15, H44		\$241
	1075	460/400 & 460	8869	Stud	10	1.5	3.0	-	6.3	9.3	.63	18			\$259
	1075/1	575	1177	3 Lug	7.5	1.9	3.0	-	-	8.8	-	18.2	104		\$250
3/4	1075	208-230/460	2202*	Hub	12.5	4.8/2.3	5	8.4	7.8	13.8	N/A	23	66, 67		\$404
	1075	208-230/460	6603	Hub	7.5	5.0/2.5	5	6.9	6.3	12.4	N/A	23	66, H16		\$428
	1075	208-230/460	5489	Hub	7.5	5.0/2.5	5	6.9	6.3	12.3	N/A	19	65, 66, H15		\$428
	1075	460	8233	Band	15.0	2.3	3	6.6	6.0	10.2	N/A	26	65, 66, H15	AA	\$313
	1075/1	208-230/460	1254	Band	15	4.6	3.5	-	-	9.8	-	23	98	QU	\$404
1	1080	460	8055	Band	15.0	2.5	5.0	-	6.6	11.6	N/A	22	H16, H29	LE	\$532
	1075/1	575	1173	Band	25	2.2	6.0	-	-	13.0	-	26.5			\$353

### 6.3" Diameter, All Angle Mounting, Hub or Stud Mount (4) (Fig. A with 5/8" shaft)

HP	RPM/Spds.	Voltage	Catalog Number	Mounting	Cap. MFD	Amps	Shaft N	Base XD	Shell XI	Total C	Stud YM	Ship Wt.	Notes	OEM	List
1/2	825	208-230	3568	Band	10.0	3.6	6.0	7.0	6.0	13.4	1.5	27	65, 66, H15		\$482
3/4	1075	208-230	3566	Stud	15.0	3.8	6.0	7.0	6.0	13.4	1.5	27	65, 66, H15		\$516
	825	208-230	3567	Stud	17.5	5.3	6.0	8.2	7.8	14.6	1.5	37	65, 66, H15		\$563
1	1075	208-230	3565	Stud	17.5	5.2	6.0	7.5	6.5	13.9	1.5	29	65, 66, H15		\$458
	1075	208-230/460	2203*	Hub	17.5	5.5-5.4/2.6	6.0	10.4	9.9	16.9	1.5	32	67		\$455
	1075	208-230/460	8431	Stud	12.5	5.8-5.4/2.7	6.0	10.3	9.8	16.4	1.8	32	65, 67		\$428
1-1/2	1075	208-230/460	2204*	Stud	20.0	8.5-7.6/3.8	6.0	10.9	10.4	17.3	1.5	42	67		\$472

### 6.3" Diameter, Resilient Base (Fig. B)

HP	RPM/Spds.	Voltage	Catalog Number	Mounting	Cap. MFD	Amps	Shaft N	Base XD	Shell XI	Total C	Stud YM	Ship Wt.	Notes	OEM	List
3/4	1075	208-230/460	2193^	Resilient	30.0	4.8/2.5	4.1	8.25	7.75	13	--	32	H15, H16, 98		\$728
1	1075	208-230/460	2686*	Resilient	17.5	5.1/2.6	5.0	10.45	9.95	15.8	1.5	41	68		\$569
1-1/2	1075	208-230/460	2896*	Resilient	20.0	7.5/3.8	5.0	10.95	10.45	16.3	1.5	45	67, 68		\$609

AA = Aaron    LE = Lennox    QU = Quantum Precision®†

Note 65: Ventilated (In wet applications, position vent holes at bottom of motor; use rain shield if used shaft up.)

Note 66: No Outlet Box. Includes Leads

Note 67: Capacitor not included, Internal Conduit Box

Note 68: Quick Change Voltage Receptacle, No Outlet Box

Note 98: 50/60 Hertz

Note 104: Conduit Box Included Lugs 7" B.C.

Note H15: Capacitor Not Included

Note H16: CCWLE Rotation Only

Note H29: Includes Rain Shield, Shaft-up Mounting

Note H44: Stud Mount

^ 440 Capacitor

\* Totally Enclosed

# Three Phase Commercial Condenser Fan Open Drip Proof, Air Over

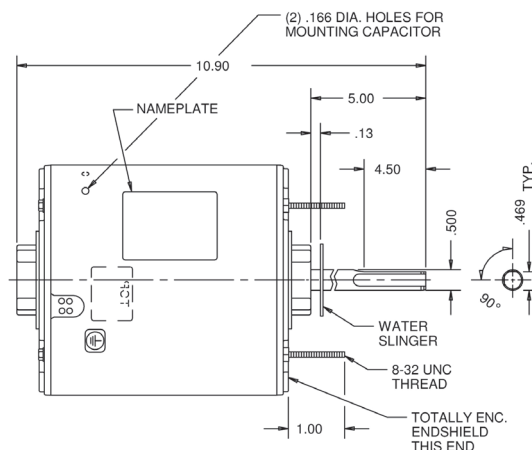


## APPLICATIONS:

Designed to meet manufacturer's requirements for condenser cooling fans in commercial air conditioning applications where 3 phase power is required.

## FEATURES:

- Automatic Reset Thermal Overload Protector
- Reversible Rotation
- Continuous Duty, Air Over
- Double-Sealed Ball Bearings
- Dual Voltage
- Class B Insulation
- 140°F (60°C) Ambient Rated
- Shaft-up Mounting



## Belly Band Mount, Flat and Keyway on Shaft

HP	RPM/Spds	Voltage	Catalog Number	NEMA Frame	Amps	Shaft N	Total C	Shaft Diameter	Ship Wt.	Notes	OEM	List
1/2	1140/1	575	4940	56YZ	.85	3.3	13.4	0.625	21.0			\$324
	575/1	208-230/460	1260	56YZ	3.2-3.1/1.6	3.6	14.4	0.625	21.4	98		\$500
3/4	1140/1	575	4958	56YZ	1.2	6.0	14.8	0.625	27.0			\$383
1	1140/1	575	4933	56YZ	1.6	6.0	16.2	0.625	36.3			\$383
	1140	200-230/460	1816	56YZ	6.0/3.0	3.0	13.6	0.625	35.0		CA	\$417
	1140	200-230/460	1326	48YZ	3.5-3.3/1.7	5.0	14.5	0.500	19.0		DB	\$485
	1140	200-230/460	8058	56YZ	3.6/1.8	3.4	13.7	0.625	30.0		LE	\$462
	1140/1	575	1158	48Y	1.4	5.5	13.1	0.625	21.0			\$515
1 1/2	1140/1	575	1266	48Y	1.4	3	12	0.500	19.0			\$265
	1140/1	575	4934	56YZ	2.3	6.0	16.3	0.625	39.0			\$412
2	830/1	208-230/460	1219	56YZ	6.6-3.3	3.5	14.2	0.625	54.0			\$540
	1140/1	575	1184	56YZ	2.8	6.0	16.8	0.625	40.0			\$574

CA = Carrier    DB = Dunham Bush    LE = Lennox

## Rigid Base Mount, Flat and Keyway on Shaft

HP	RPM	Voltage	Catalog Number	NEMA Frame	Amps	Shaft N	Total C	Shaft Dia.	Ship Wt.	Notes	OEM	List
3/4	1140	208-230/460	3913	56Y	3.5/1.7	3.0	12.2	0.625	32.0	98		\$560
1	1140/1	575	4936	56Z	1.5	3.2	14.5	0.625	23.0			\$427
2	1140/1	575	1140	56HZ	2.8	6.0	16.8	0.625	44.2			\$604

## Flex Mount Mount, Flat on Shaft


HP	RPM/Spds	Voltage	Catalog Number	NEMA Frame	Amps	Shaft N	Total C	Shaft Dia.	Ship Wt.	Notes	OEM	List
1/3	1400	380/460	2387	48Y	1	2.0	10.4	0.500	17	98		\$536



## Three Phase MOJAVE® Series Commercial Condenser Fan Open Drip Proof, Air Over

### APPLICATIONS:

Designed to meet manufacturer's requirements for condenser cooling fans in commercial air conditioning applications where 3 phase power is required.



### ADDITIONAL FEATURES to MOJAVE® Series:

- 158°F (70°C) Ambient Design
- Discount Symbol: DS-3HAC

### Belly Band Mount, Flat and Keyway on Shaft

HP	RPM/Spds	Voltage	Catalog Number	NEMA Frame	Amps	Shaft N	Shell XI	Total C	Shaft Dia.	Ship Wt.	Notes	List
3/4	1140	208-230/460	1817H	56Z	2.8/1.4	6.0	9.3	15.3	0.625	31.5		\$389
1	850	208-230/460	1828H	56Z	4.8/2.4	6.0	.625	16.8	0.625	40		\$542
	850	575	1829H	56Z	1.7	6.0	10.8	16.8	0.625	41		\$696
	1140	208-230/460	1818H	56Z	4.2/2.1	6.0	.625	14.8	0.625	27.3		\$411
1 1/2	850	208-230/460	1832H	56Z	6.8/3.3	6.0	10.8	16.8	0.625	44.1		\$595
	1140	208-230/460	1819H	56Z	5.4/2.7	6.0	.625	15.8	0.625	35		\$453
2	1140	208-230/460	8987H	56Z	7.6/3.7	6.0	10.8	16.8	0.625	45		\$492

### Rigid Base Mount, Flat and Keyway on Shaft

HP	RPM/Spds	Voltage	Catalog Number	NEMA Frame	Amps	Shaft N	Shell XI	Total C	Shaft Dia.	Ship Wt.	Notes	List
3/4	1140	208-230/460	1826H	56Z	2.8/1.4	6.0	9.3	15.3	0.625	31.5		\$406
1	850	208-230/460	1833H	56Z	4.8/2.4	6.0	10.8	16.8	0.625	31.5		\$558
	1140	208-230/460	1820H	56Z	4.2/2.1	6.0	.625	14.8	0.625	27		\$411
1 1/2	850	208-230/460	1831H	56Z	6.8/3.3	6.0	10.8	16.8	0.625	44.1		\$580
	1140	208-230/460	1821H	56Z	5.4/2.7	6.0	.625	15.8	0.625	35		\$458
2	1140	208-230/460	1822H	56Z	7.6-7.4/3.7	6.0	.625	16.8	0.625	45		\$500

# Three Phase VariTough® Inverter Duty Commercial Condenser Fan, Open Air Over

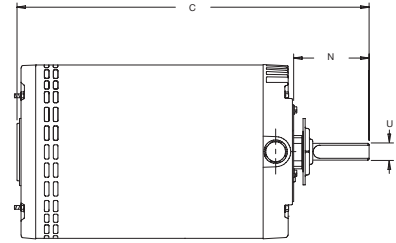


## APPLICATIONS:

For use on condenser cooling fans in commercial air conditioning applications, where 3 phase power and variable frequency drives (VFD's) are required.

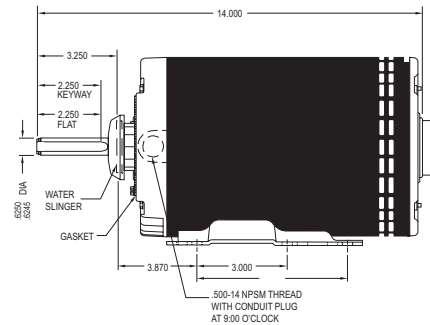
## FEATURES:

- Inverter Duty
- Designed to NEMA MG1-Part 31
- Open Drip Proof, Shaft-Up Design
- 70°C Ambient
- Continuous Duty, Air Over
- Double Sealed Ball Bearings
- Includes Shaft Ground Ring
- Patented Voltage Change Device
- Lock Bearing System OSE
- Class F Insulation
- Reversible Rotation
- Thermostat Temperature Protection
- **Discount Symbol: DS-3HAC**



## Belly Band Mount

HP	RPM	Voltage	Catalog Number	NEMA Frame	Amps	Shaft N	Shaft U	Total C	Ship Wt. (lbs)	List
1	825	208-230/460	1830VG	56YZ	5.2-5.2/2.6	3.25	0.625	13.6	43	\$554
	850	208-230/460	1828VG	56YZ	5.0-5.0/2.5	6.00	0.625	16.8	32	\$568
	1140	208-230/460	1818VG	56YZ	4.3-4.3/2.1	6.00	0.625	15.8	32	\$479
1 1/2	850	208-230/460	1832VG	56YZ	7.2-7.2/3.6	3.50	0.625	15.8	63	\$655
	1140	208-230/460	1819VG	56YZ	5.3-5.3/2.6	6.00	0.625	16.3	43	\$518
2	1140	208-230/460	8987VG	56YZ	7.8-7.8/3.9	6.00	0.625	16.8	48	\$557



## Rigid Base Mount

HP	RPM	Voltage	Catalog Number	NEMA Frame	Amps	Shaft N	Shaft U	Total C	Ship Wt. (lbs)	List
1/2	575	230/460	1139VG	56YZ	3.1/1.6	3.6	0.625	14.4	44	\$580
1	850	208-230/460	1833VG	56YZ	5.0-5.0/2.5	6.0	0.625	16.8	42	\$613
	1140	208-230/460	1820VG	56YZ	4.3-4.3/2.1	6.0	0.625	15.8	38	\$487
1-1/2	850	208-230/460	1831VG	56YZ	7.2-7.2/3.6	3.5	0.625	15.8	63	\$666
	1140	208-230/460	1821VG	56YZ	5.3-5.3/2.6	6.0	0.625	16.3	44	\$527
2	1140	208-230/460	1822VG	56YZ	7.8-7.8/3.9	6.0	0.625	16.8	48	\$566



"VG" catalog numbers. Includes Shaft Grounding Ring.

BRAKEMOTORS  
 GENERAL PURPOSE SINGLE PHASE  
 HVAC  
 WASHDOWN  
 AGRICULTURE  
 COMMERCIAL PUMP MOTORS  
 CLOSE COUPLED PUMP MOTORS  
 FIRE PUMP MOTORS  
 POOL & SPA MOTORS  
 RESIDENTIAL WATER PUMP  
 ELEVATOR GATE & DOOR

## Direct Drive Fan Single & Double Shaft 5.0" Diameter, Open Air Over



### APPLICATIONS:

Designed to meet manufacturer's requirements for direct drive fans and blowers.

### FEATURES:

- Bearings Have All Angle Thrust System
- Continuous Duty, Air Over
- 24" Line Leads Unless Otherwise Noted
- Automatic Reset Thermal Overload Protector
- Connection Information Furnished in the Nameplate Data
- Shaded Pole Design Except Where Noted
- Discount Symbol: DS-3FMP (Stud or Hub Ring Mount)
- Discount Symbol: DS-3HAC (Resilient Base)

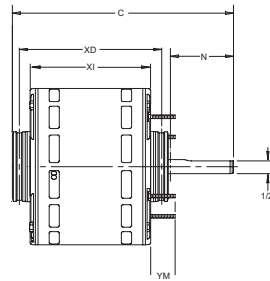


Figure A

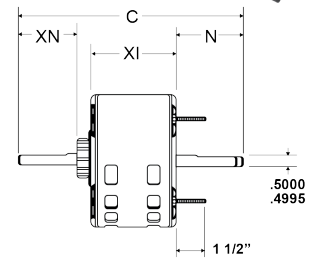


Figure B

### 5.0" Diameter, Stud or Hub Ring Mount (2.5") (Fig. A)

HP	RPM/ Spds.	Voltage	Catalog Number	Bearings	NEMA Frame	Amps	Shaft N	Base XD	Shell XI	Total C	Stud YM	Ship Wt.	Notes	List
1/15	1050	115	1342	Sleeve	42	2.6	2.8	N/A	3.8	6.6	0.6	10	84, H16, H19	\$126
1/10	1050	115	1336	Sleeve	42	3.7	1.8	N/A	3.8	5.7	0.6	11	84, H3, H6, H16	\$124
1/8	1050	115	1337	Sleeve	42	5.5	5	5	4.5	10.4	0.9	13	84, H3, H16	\$129
1/6	1050	115	1127P	SAB	42	3.0	4.0	4.6	4.1	9.1	N/A	8.4	84, H3, H16, H38	\$101
	1050	115	2166P	SAB	42	2.6	3.5	4.2	3.6	8.2	-	8.4	84, H16, H38	\$110
1/5	1050	115	1340	Sleeve	42	7.1	2.2	5.2	4.7	7.9	0.9	14	84, H3, H16	\$133
	1050/3	115	1338P	SAB	42	3.2	4.9	5.5	5.0	10.9	0.8	8.6	84, H3, H16, H38	\$151
1/4	1050	115	1341	Sleeve	42	8.9	2.6	5.7	5.2	8.7	0.9	15	84, H3, H16	\$134

### 5.0" Diameter, Resilient Base, Double Shaft (Fig. B)

HP	RPM/ Spds.	Voltage	Catalog Number	Bearings	Rotation LE	Amps	Shaft N	Shaft XN	Shell XI	Total C	Ship Wt.	Notes	List
1/20	1075/4	115	1270	Ball	CW	0.9	10.1	10.1	4.9	25.6	8.0	H38	\$205
1/15	1050/3	208-230	1261	SAB	CW	0.5	8.3	8.3	4.6	22.2	7.8	H38	\$214
	1100/3	115	1090	SAB	CW	0.8	9.9	10.8	3.8	25.4	13		\$294
1/12	1375/3	115-120	1256	Ball	CCW	1.4	8.25	8.25	4.9	21.9	11		\$216
	1450/3	277	1960	SAB	CCW	0.69	7.59	8.25	4.31	21.24	9		\$189
1/10	1050/4	115	1182	Ball	CW	1.7	10.5	10.0	4.1	24.6	7.0	H38, H34, H6	\$225
	1050/5	115	2832	SAB	CW	2.5	10.0	10.0	4.3	24.3	14.4	H38, H34	\$268
	1050/5	115	2827P	SAB	CW	2.5	10.0	10.0	4.1	25.2	9	H34, H38	\$265
	1550/3	115	2817	SAB	CCW	3.8	8.4	8.4	4.6	22.4	8		\$273
1/8	1550/4	115	1180*	Ball	CW	2.0	10.2	10.2	3.6	24.0	7.1	H37	\$271
	1500/3	277	1964	SAB	CCW	0.8	7.8	8.3	4.1	21.2	9		\$218
1/6	1500/3	115	1192	Ball	CW	2.3	10.5	10.5	4.1	25.1	10		\$225
	1625/4	115	8525	SAB	CCW	2.2	9.4	9.4	4.8	24.0	9		\$239
	1450/3	115-120	1257	Ball	CCW	2.5	8.25	8.25	5.7	21.9	11		\$221
1/5	1075	208-230	1124*	SAB	CW	1.3	5.7	5.7	4.1	16.5	23	H37	\$209
1/4	1550/3	230	1221P	SAB	CCW	1.6	8.0	8.0	4.3	20.9	8.4	H3, H21, H38	\$262
1/2	1075/4	115	CA3414	SAB	CCW	7.9	4.1	7.6	5.3	17.0	15		\$140

Note 84: Non-reversible

Note H3: 20" Leads

Note H6: 3/8" Shaft

Note H16: Rotation CCW L.E.

Note H19: Conduit Box on Motor

Note H21: Fig. B Type, Includes Mounting Kit; Non-Reversible

Note H34: Non-Reversible; 54" Leads; Includes Resilient Base

Note H37: PSC, 5.0 MFD Capacitor Required

Note H38: PSC, Capacitor Included and Attached

\* Not RB

+ No base Included

# Permanent Split Capacitor Direct Drive Fan Single Shaft 5.0" Diameter, Open Air Over

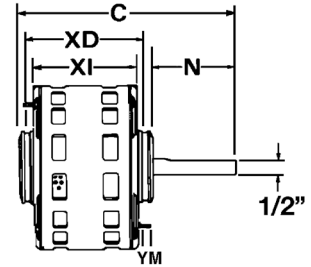


## APPLICATIONS:

Designed to meet manufacturer's requirements for direct drive fan and blowers.

## FEATURES:

- Reversible Unless Noted
- Sleeve Bearings have All Angle Thrust System
- Suitable for Use With 370V Capacitors
- Continuous Duty, Air Over
- 24" Line Leads Unless Otherwise Noted
- Automatic Reset Thermal Overload Protector
- Connection & Capacitor Information Furnished in Nameplate Data
- **Discount Symbol: DS-3HAC**



## Permanent Split Capacitor, 5.0" Diameter, Stud or Hub Ring Mount (2.5")

HP	RPM/ Spds.	Voltage	Catalog Number	Bearings	Cap. MFD	Amps	Shaft N	Base XD	Shell XI	Total C	Stud YM	Ship Wt.	Notes	List
1/5	1075/3	203-230	8952	SAB	5.0	1.6	4.0	5.3	4.9	9.9	N/A	11		\$206
	1075/4	115	1268	SAB	4.0	3.4	3.5	4.6	4.1	8.7	1	10	98	\$150
1/4	1050/3	115	1390	SAB	7.5	2.8	4.0	4.9	4.3	8.9	1	12	H24	\$160
	1050/3	208-230	1391	SAB	7.5	1.5	4.0	4.9	4.3	8.9	1	12	H24	\$163
1/3	1075/3	115	8955	SAB	15.0	3.8	4.0	5.1	-	10.2	.75	8		\$136

Note 98: 50/60 Hz

Note H24: Hub Rings not included

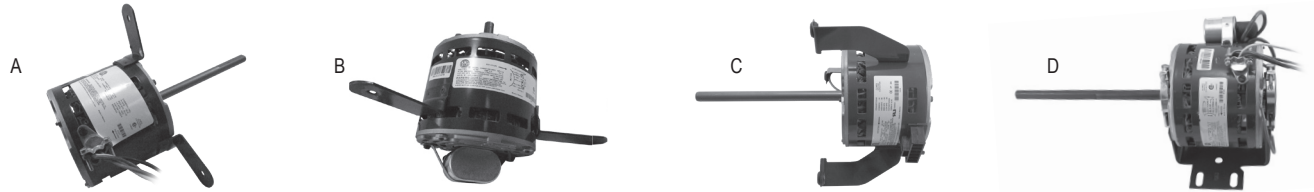
## Permanent Split Capacitor Packaged Terminal A/C – Heat Pump Open Air Over

### APPLICATIONS:

Designed to meet manufacturer's requirements for use in package terminal air conditioners or heat pump units.

### FEATURES:

- Bearings Have All Angle Thrust System
- Suitable for Use With 370V Capacitors
- Continuous Duty, Air Over
- Automatic Reset Thermal Overload Protector
- **Discount Symbol: DS-3HAC**



### Single Shaft, Direct Drive Blower - 5.0" Diameter

HP	RPM / Spds.	Voltage	Catalog Number	Cap MFD	Amps	Shaft Length	Total Length	Mount	Fig.	Rotation	Ship Wt.	Notes	OEM	List
1/15	1040/3	115	1377	7.5	1.3	6.5	10.6	Flex	C	CCWLE	8			\$190
	1075/3	265	1961	4.0	0.60	7.0	10.8	Flex	C	CCWLE	8			\$200
1/30	1100/3	115	1374	5.0	0.50	8.5	13.6	Resilient	D	CWLE	9	64	TR	\$250
	1100/3	115-127	4125	4.0	0.53	8.0	13.2	Resilient	D	CCWLE	8	64	IE	\$200
	1600/3	115-127	1269	3.0	0.51	6.5	11.4	Resilient	D	CCWLE	7		IE	\$225
	1100/3	115	1218	7.5	0.73	7.0	10.8	Flex	C	CCWLE	7		IE	\$220
	1100/3	277	1259	3.0	0.32	7.0	10.8	Flex	C	CCWLE	5		IE	\$162
1/20	1100/3	115	1258	7.5	1.10	7.0	10.8	Flex	C	CCWLE	5		IE	\$227
	1100/3	115	1676	5.0	0.55	8.9	13.1	Resilient	D	CWLE	10	64	TR	\$281
	1075/3	208-230	1378	5.0	0.55	6.5	10.6	Flex	C	CCWLE	12		IE	\$212
	1075/3	277	4137	4.0	0.55	6.5	9.9	3 Lugs	A	CCWLE	10		IE	\$186
	1100/3	277	1264	3.0	0.42	7.0	10.8	Flex	C	CCWLE	7		IE	\$230
1/16	850/3	277	1678	4.0	0.50	2.3	6.3	3 Lugs	B	CWLE	23	64	TR	\$190
1/15	1075/3	265	1365	4.0	0.60	7.0	10.8	Flex	C	CCWLE	8		IE	\$190
1/12	1375/3	115-127	1211	6.0/7.5	1.35	6.5	11.4	Resilient	D	CCWLE	7	64	IE	\$240
1/5	925/3	208-240	4129	6.0	1.90	7.0	11.6	Flex	C	CCWLE	8	98	IE	\$176
1/4	970/3	115	4130	12.5	6.00	7.0	11.8	Flex	C	CCWLE	8		IE	\$191

TR = Trane IE = IEC


U.S. MOTORS® Catalog Number	OEM Number	Industry Number	U.S. MOTORS® Catalog Number	OEM Number	Industry Number
1211	70556336	-----	1678	X70500269-01/MOT2852	5KSP29DK1507S
1218	705563-01	-----	1961	705563-09	SKCP29DK6018S
1258	705563-02		1962	700215-48	5KCP29MK6109S
1259	70556307	5KCP29BK6016AS	4125	700216-92	5KCP29BK5875S
1264	70556308	5KCP29FK6017S	4129	700215-42	SKCP29KK4878AS
1269	70556329	-----	4130	700215-21	SKCP29MK6102S
1374	7/MOT1878	5KSP29DK1507S	4136	705563-14	5KCP29FK6023S
1676	X70500149-02	5KSP29DK1507S	4137	700215-45	SKCP29FK9775

Note 64: Capacitor Included

Note 98: 60/50 Hz



# Permanent Split Capacitor Double Shaft Fan & Blower 5.6" Diameter, Two & Three Speed



## APPLICATIONS:

Design to meet manufacturer's requirements for blowers utilizing a double-shaft motor.

## FEATURES:

- Open Drip Proof, Air Over, Except Where Noted
- Automatic Reset Thermal Overload Protector
- CCW Rotation Lead End
- Bearings Have All Angle Thrust System
- Continuous Duty, Air Over
- Green Ground Lead
- Connection and Capacitor Information Furnished on Nameplate
- Designed for Use with 370V Capacitors
- Hub Rings are 2 1/4" Diameter, Furnished Detached, with Extra Metal Outer Rings for Adapting to 2 1/2" Diameter
- Mounting Holes in Shell for Mounting Capacitor
- When Supplied, Capacitor and Mounting Hardware are Supplied Detached
- 20" Leads
- Class B Insulation
- **Discount Symbol: DS-3HAC**

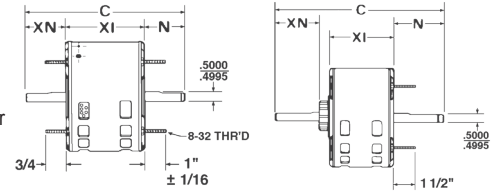


Figure A

Figure B

## Stud Mount, Without Capacitor and Mounting Kit, Three Speed, Economizer® High Efficiency (Fig.A)

HP	RPM/ Spds.	Voltage	Catalog Number	Bearings	Cap MFD	Amps	Shaft N	Shaft XN	Shell XI	Total C	Ship Wt.	Notes	OEM	List
1/4	1625/3	230	8725	SAB	6.0	1.6	7.0	7.0	4.1	18.1	19			\$262
1/8	1075/3	115	1186	SAB	5.0	2.1	6.0	6.0	3.8	15.8	12	H45		\$259
	1075/3	208-230	1187	SAB	5.0	0.9	6.0	6.0	3.8	15.8	11	H45		\$263
1/3	1625/3	230	8726	SAB	7.5	1.9	7.0	7.0	4.3	18.3	16			\$271

## Resilient Mounting With Capacitor and Mounting Kit, Two Speed (Fig. B)

HP	RPM/ Spds.	Voltage	Catalog Number	Bearings	Cap. MFD	Amps	Shaft N	Shaft XN	Shell XI	Total C	Wt.	Notes	OEM	List
1/4	1075/2	115	1244	SAB	5.0	4.4	7.0	7.0	4.9	19.4	18	RB		\$200
	1625/2	115	1242	SAB	3.0	3.6	7.0	7.0	4.4	18.9	19	RB		\$212
	1625/2	230	1243	SAB	3.0	1.8	7.0	7.0	4.4	18.9	13	RB		\$218

## Hub or Stud Mount (Except Where Noted), With Capacitor and Mounting Kit, 3 or 4 Speed (Fig. B)

HP	RPM/ Spds.	Voltage	Catalog Number	Bearings	Cap. MFD	Amps	Shaft N	Shaft XN	Shell XI	Total C	Wt.	Notes	OEM	List
1/8	775/3	115	1416	SAB	5.0	1.65	11.552	10.796	4.6	28.0	17			\$207
1/6	1075/3	115	1240	SAB	5.0	2.9	7.0	7.0	4.1	18.7	18	RB		\$187
	1075/3	230	1152	SAB	5.0	1.4	5.1	4.5	3.8	13.4	13		GB	\$148
1/4	1625/4	208-230	1381	SAB	5.0	1.2	9.5	9.5	4.3	23.5	12	RB		\$293
1/3	1625/3	230	1887	SAB	5.0	2.2	8.0	8.0	4.3	20.8	15			\$271
	1075/3	230	1213	SAB	5.0	2.5	8.0	8.0	4.3	20.8	17			\$201
	1075/3	230	5108	SAB	5.0	2.3	4.2	4.6	4.3	14.2	16		WP	\$206
	1075/3	230	1247	SAB	5.0	2.5	9.17	9.17	5.125	24.0	18	RB		\$224
1/2	1075/3	230	1824	SAB	5.0	4.5	9.0	9.0	5.4	24.0	19			\$235
3/4	1075 /3	208-230	1894	SAB	7.5	5.0	7.3	7.8	5.6	20.6	17.9			\$241

## Hub or Stud Mount, Without Capacitor and Mounting Kit\*, Three Speed (Fig. B)


HP	RPM/ Spds.	Voltage	Catalog Number	Bearings	Cap MFD	Amps	Shaft N	Shaft XN	Shell XI	Total C	Ship Wt.	Notes	OEM	List
1/6	1075/3	115	NAL1016	SAB	5.0	2.8	8.5	9.1	3.8	22.0	10			\$191
1/4	1625/3	115	NAL1024	Ball	5.0	4.1	8.5	8.7	4.3	22.0	13			\$251
1/4	1075/3	230	3134	SAB	5.0	2.0	8.0	8.0	4.6	20.1	12			\$189
1/3	1075/3	230	3135	SAB	5.0	2.5	8.0	8.0	4.6	21.1	14			\$145
1/2	1075/3	230	3136	SAB	5.0	4.5	8.0	8.0	5.4	22.0	18			\$158
1/2	1075/3	115	NAL1056	BALL	10.0	7.3	8.1	8.0	5.3	22.0	16			\$267
1/2	1075/3	208-230	NA1056	BALL	7.5	3.4	8.1	8.5	5.3	22.0	16			\$229
3/4	1075/3	208-230	NA1076	SAB	7.5	4.8	8.3	7.8	5.3	22.0	17			\$330

GB = Gibson    WP = Whirlpool    \*To Make Resilient Mount, Order Kit Numbers 27 and 4. See Page 182.

Note H45: Totally Enclosed, Air Over

Note RB: Resilient Mounting

## Permanent Split Capacitor Direct Drive Fan & Blower 5.6" Diameter, Open Air Over

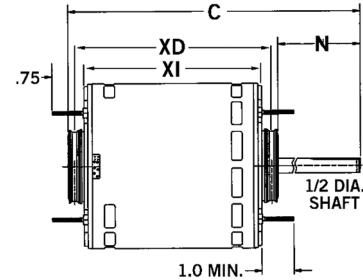


### APPLICATIONS:

Residential and commercial direct drive fans and blowers.

### FEATURES:

- Stud Extensions On Popular Models
- Designed for use with 370V Capacitors
- Class B Insulation
- 24" Leads
- Continuous Duty, Air Over
- Bearings Have All Angle Thrust System
- Reversible Rotation
- For Flex Mount, Order Catalog # 44; See Page 182
- Automatic Reset Thermal Overload Protector
- Connection and Capacitor Information Furnished in the Nameplate Data
- 2.5" Dia. Hub Rings Included
- All Angle Mount
- **Discount Symbol: DS-3HAC**



### Hub Ring Mount (2.5") except as noted, Without Capacitor

HP	RPM/ Spds.	Voltage	Catalog Number	Cap. MFD	Amps	Shaft N	Base XD	Shell XI	Total C	Ship Wt.	Notes	OEM	List
1/4	1075/3	115	1863	7.5	3.5	5.0	5.4	4.9	10.4	10			\$112
	1625/3	115	1690	10.0	2.7	6.0	4.7	4.1	11.1	11.6			\$214
	1075/3	208-230	1971	7.5	1.5	5.0	5.4	4.9	10.4	9			\$114
	1075/3	277	600	4.0	1.6	5.0	5.2	4.6	11.7	13	69		\$236
1/3	1075/3	115	1864	7.5	5.0	5.0	5.6	5.1	10.7	12			\$115
	1625/3	115	1692	15.0	3.7	6.0	4.8	4.3	11.4	13			\$220
	1075/3	208-230	1972	7.5	1.9	5.0	5.6	5.1	10.7	11			\$118
	1075/3	277	601	4.0	2.2	6.0	5.5	5.0	11.9	14	69		\$218
	1625/3	208-230	1693	5.0	2.1	4.5	5.1	4.6	10.7	13			\$150
1/3-1/8	825/2	208-230	5469	7.5	2.4	4.5	-	5.3	9.8	17	72		\$218
1/2	825/2	208-230	8064	20.0	4.4	2.5	6.6	6.1	9.7	20	69	LE	\$249
	1075/3	115	1865	10.0	6.5	5.0	6.4	5.9	11.4	16			\$139
	1625/3	115	1694	20.0	5.5	5.0	5.9	5.3	11.4	15.6	A		\$235
	1075/3	208-230	1973	10.0	2.9	5.0	6.2	5.7	11.7	17			\$144
	1075/3	277	602	6.0	3.4	6.0	5.7	5.2	12.2	15	69		\$299
	1075/3	115	1323	15	5.0	3.5	-	4.8	8.3	12	H11	RH	\$140
	1625/3	208-230	1695	7.5	3.0	5.0	5.9	5.3	11.4	17			\$240
1/2-1/6	1075/4	115	5460	10.0/7.5	7.3	5.5	5.9	5.3	11.3	20	72		\$148
	1075/4	208-230	5461	10/5	3.6	5.0	5.9	5.3	10.8	15	72		\$151
3/4	1625/3	115	1696	15.0	8.6	6.0	5.9	5.4	12.4	20			\$250
	1625/3	208-230	1697	10.0	4.4-4.2	6.0	5.9	5.4	12.4	19	A		\$255
	1075/3	115	8904	15.0	9.5	5.0	6.4	5.9	11.4	11	69		\$159
	1075/3	208-230	8905	15.0	4.0	5.0	6.6	6.1	11.6	17	69		\$160
	1075/3	277	5847	15.0	4.1	6.0	6.7	6.2	13.2	19			\$298
	1075/4	115	3340	7.5	12.1	6.0	5.8	5.3	12.4	18		CA	\$340
	1075/5	208-230	8065	20	5.0	2.5	8.5	8.0	11.4	18			\$606
	1075/4	115	6452	15.0	11.2	5.0	-	5.8	10.8	18	69, H11		\$221
	1075/2	208-230	5471	20/10	4.1	5.0	6.6	6.1	12.1	16	72		\$181
	1075/3	460	LX7930	20	2.3	2.5	5.8	5.3	8.9	17			\$246
3/4-1/5	1075/2	115	5470	20/10	8.1	5.0	6.6	6.1	11.6	17	72		\$177
1	1075/3	115	8906	20.0	12.1	5.0	6.6	6.1	12.2	22	H17		\$298
	1075/3	208-230	8907	20.0	5.6	5.0	6.6	6.1	12.2	22	H17		\$301
	1625/3	115	1699	25.0	11.1	6.0	6.4	5.9	12.9	22	H7		\$265
	1625/3	208-230	1700		5.1	6.0	5.9	5.3	12.4	20			\$278

CA = Carrier LE = Lennox RH=Rheem

Note 69: No Stud Extension

Note A: Class A Insulation

Note H7: 36" Leads, 2.25" Dia. Hubs With 2.5" Dia. Kit Included.


Note H11: Band Mount

Note H17: Class B Insulation, Studs Shaft Side Only, Ball Bearings

Note 72: Includes 4 Holes In Shell For Rheem Mount

# Permanent Split Capacitor Direct Drive Fan & Blower

## 5.6" Diameter, Open Air Over, High Efficiency

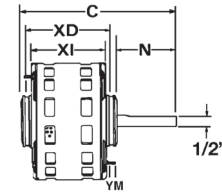


### APPLICATIONS:

Designed to meet manufacturer's requirements for use on direct drive fans and blowers.

### FEATURES:

- Reversible Rotation (Unless Otherwise Noted)
- Class B Insulation
- Bearings Have All Angle Thrust System
- Continuous Duty, Air Over
- Designed For Use With 370V Capacitors
- 36" Line Leads Unless Otherwise Noted
- High Efficiency Economizer® Motors
- Automatic Reset Thermal Overload Protector
- Connection & Capacitor Information Furnished in Nameplate Data
- When Furnished, The Capacitor And Its Mounting Hardware Is Supplied Detached
- 2.5" Diameter Hub Rings Included - See Notes
- **Discount Symbol: DS-3HAC**



### Stud or Hub Ring Mount (2.5"), Single Speed

HP	RPM/ Spds.	Voltage	Catalog Number	Bearings	Cap MFD	Amps	Shaft N	Base XD	Shell XI	Total C	Stud YM	Ship Wt.	Notes	OEM	List
1/4	1100	208-230	3403	SAB	5.0	1.8	1.5	N/A	3.96	5.96	N/A	10			\$182
	1100	208-230	CA3408	SAB	5.0	1.5	3.5	N/A	4.06	7.56	N/A	10			\$107
1/3	825	208-230	6873	Ball	5.0	2.7	4.5	6.4	5.8	11.4	N/A	23	H10		\$267

### Stud or Hub Ring Mount (2.5"), Two Speed

HP	RPM/ Spds.	Voltage	Catalog Number	Bearings	Cap MFD	Amps	Shaft N	Base XD	Shell XI	Total C	Stud YM	Ship Wt.	Notes	OEM	List
1/4	1625/2	460	8944	Ball	5.0	0.8	6.0	N/A	4.6	10.6	0.8	19			\$412
	1075/2	115	3197	SAB	5.0	3.9	5	5.4	4.9	10.4	0.8	12			\$166
1/3	1075/2	460	8945	Ball	5.0	1.3	6.0	5.3	4.8	11.9	0.8	18	64		\$472
	1075/2	208-230	CA3410	SAB	4.0	2.5	3.0	N/A	4.3	7.3	N/A	11			\$122
1/2	825/2	230	3183	SAB	10.0	3.9	4.0	N/A	5.6	10.7	0.8	23			\$324
3/4	1075/2	460	8947	Ball	20.0	2.2	6.0	6.1	5.6	12.7	0.8	19	64		\$504

### Stud or Hub Ring Mount (2.5"), Three Speed

HP	RPM/ Spds.	Voltage	Catalog Number	Bearings	Cap MFD	Amps	Shaft N	Base XD	Shell XI	Total C	Stud YM	Ship Wt.	Notes	OEM	List
3/4	1075/3	208-230	8066	SAB	10.0	4.5	2.5	5.6	5.1	8.7	N/A	18			\$225
1	1100/3	460	2553	SAB	25.0	3.3	3.5	-	6.8	10.3	N/A	23	62, H11	YK	\$401

### Four Speed

HP	RPM/ Spds.	Voltage	Catalog Number	Bearings	Cap MFD	Amps	Shaft N	Base XD	Shell XI	Total C	Stud YM	Ship Wt.	Notes	OEM	List
1/6	1075/4	115	5825	SAB	4.0	2.2	6.0	4.6	4.1	11.1	1.5	12	H1		\$140
	1075/4	208-230	5826	SAB	5.0	1.1-1.0	6.0	4.6	4.1	11.1	1.5	18	H1		\$141
1/4	1075/4	115	5830	SAB	5.0	3.8	6.0	4.9	4.4	11.4	1.5	13	H1		\$141
	1075/4	208-230	5831	SAB	5.0	1.8-1.7	6.0	4.9	4.4	11.4	1.5	13	H1		\$145
1/3	1075/4	115	5835	SAB	7.5	4.6	6.0	5.4	4.9	11.9	1.5	16	H1		\$159
	1075/4	208-230	5836	SAB	6.0	2.3-2.2	6.0	5.2	4.7	11.7	1.5	14	H1		\$160
1/2	1075/4	115	5840	SAB	7.5	7.1	6.0	5.8	5.3	12.4	1.5	17	H1		\$171
	1075/4	208-230	5841	SAB	7.5	3.3-3.1	6.0	5.6	5.1	12.2	1.5	17	H1		\$183
3/4	900/4	115	1125	SAB	10.0	11.9	4.0		6.6	10.6		24	62, H11	IC	\$289
	1075/4	115	5845	SAB	15.0	10.6	6.0	6.2	5.7	12.7	1.5	20	H1		\$227
	1075/5	115	3275	Ball	40.0	10.0	2.5	5.9	5.4	8.9		17	H2	LE	\$246
	1075/4	115	5463	Ball	15.0	10.6	5.0	-	5.8	10.8		20	62, 72	RH	\$272
	1075/4	208-230	5846	SAB	10.0	6.1-5.8	6.0	6.2	5.7	12.7	1.5	19	H1		\$239
1	1100/4	208/230	4670	SAB	20.0	6.0	5.0		6.3	11.3		22	62,84,H9,H11	IC	\$277

IC = ICP    LE = Lennox    RH = Rheem    YK = York

### Five Speed

HP	RPM/ Spds.	Voltage	Catalog Number	Cap. MFD	Amps	Shaft N	Shell XI	Total C	Shaft Diameter	Rotation	Ship Wt.	Notes	OEM	List
3/4	1075/5	208-230	LX7924	20	4.6	2.5		8.9	0.500	CCWLE	17	-		\$356

### Shaded Pole 5.0" Diameter

HP	RPM/ Spds.	Voltage	Catalog Number	Cap. MFD	Amps	Shaft N	Shell XI	Total C	Shaft Diameter	Rotation	Ship Wt.	Notes	OEM	List
1/8	1000/5	115	1161	5	2.3	5.1	4.3	9.4	0.500	CCWLE	8.3	-	UN	\$132

UN = Unilox®†

Note 64: Includes Capacitor Unmounted

Note 62: Not ECONOMIZER®

Note 72: Includes 4 Holes In Shell For Rheem Mount

Note 84: Non-Reversible

Note H1: 2.25" Dia. Hub Rings With Kit For 2.5" Included

Note H2: 2.5" Hub Rings

Note H10: 50" Line Leads

Note H11: Band Mount

Note H9: 5/8" Shaft

## Permanent Split Capacitor Flex Mount Direct Drive Fan & Blower 5.0" & 5.6" Diameter, Open Air Over

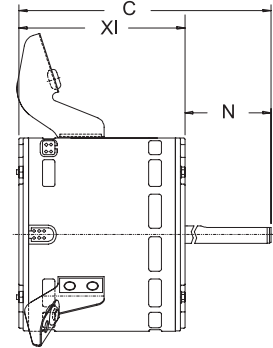


### APPLICATIONS:

Designed to meet manufacturer's requirements for use on direct drive fan & blowers with flexible ear mounts.

### FEATURES:

- Class B Insulation Unless Noted
- 5.0" Diameter Motors CWLE Rotation
- 5.6" Diameter Motors Reversible Rotation
- Bearings, All Angle Thrust System
- Continuous Duty, Air Over
- 24" Leads
- Automatic Reset Thermal Overload Protector
- PSC Motors Designed For 370V Capacitors
- **Discount Symbol: DS-3HAC**



### Permanent Split Capacitor 5.0" Diameter

HP	RPM/ Spd.	Voltage	Catalog Number	Cap MFD	Amps	Shaft N	Shell XI	Total C	Ship Wt.	Notes	OEM	List
1/5	1050/1	115	2867P	5.0	3.0	3.8	4.5	8.3	8	H16, H22, CI	MI	\$113

### Permanent Split Capacitor 5.6" Diameter

HP	RPM/ Spd.	Voltage	Catalog Number	Cap MFD	Amps	Shaft N	Shell XI	Total C	Ship Wt.	Notes	OEM	List
1/4	1075/3	115	3783	5.0	3.8	5.0	4.3	9.3	15			\$205
	1075/3	208-230	3784	5.0	1.7	5.0	4.3	9.3	11	80		\$218
1/3	825/3	230	8052	15.0	1.9	2.5	4.8	7.3	18	H16	LE	\$191
	1000/4	115	9377	5.0	6.0	5.3	4.6	9.8	18	H16		\$222
	1075/3	115	3785	7.5	5.0	5.0	4.6	9.6	15			\$214
	1075/3	208-230	3786	5.0	2.4	5.0	4.3	9.3	15			\$231
1/2	1075/3	115	3787	10.0	7.4	5.0	5.6	10.7	18			\$245
	1075/3	208-230	3788	7.5	3.3	5.0	5.3	10.3	20			\$259

LE = Lennox      MI = Miller


Note CI: Capacitor Included Mounted

Note H16: Rotation CCWLE

Note H22: Flex Mount is Removable

Note 80: Canadian Standard — Connected CCWLE (Reversible)

# Permanent Split Capacitor Unit Heater Fan 5.6" & 6.3" Diameter, Totally Enclosed, Air Over



## APPLICATIONS:

Designed to meet manufacturer's requirements for use on unit heaters.

## FEATURES:

- Continuous Duty, Air Over
- Reversible Motors Are Easily Reversed With Quick Connects
- 2-1/2" Diameter Hub Rings When Furnished
- Automatic Reset Thermal Overload Protector
- Green Ground Lead
- 48 Frame Has 8-32 NF-2A Thread; 56 Frame Has 10-32 NF-2A Thread
- 370V Capacitor Is Furnished
- Leads Are SJO Cord
- Extended Mounting Studs
- Discount Symbol: DS-3HAC

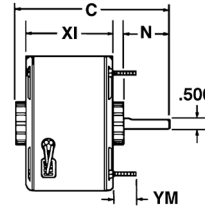


Figure A

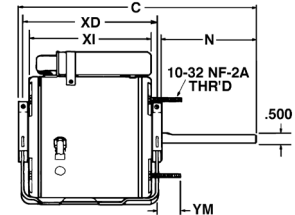


Figure B

## Stud Mount, Single Speed (Fig. A)

HP	RPM/Spd.	Voltage	Catalog Number	Diameter (In.)	Cap. MFD	Amps	Shaft N	Base XD	Shell XI	Total C	Stud YM	Ship Wt.	Notes	List
1/6	1075	115	9034	5.6	4.0	2.6	4.5	5.4	4.6	9.6	0.8	11		\$205
1/4	1075	115	9035	5.6	5.0	3.6	4.5	5.4	4.6	9.6	0.8	16		\$223
1/3	1075	115	9036	5.6	4.0	5.1	4.5	5.4	4.6	9.6	0.8	15		\$227

## Resilient Base (Fig. B)

HP	RPM/Spd.	Voltage	Catalog Number	Diameter (In.)	Cap. MFD	Amps	Shaft N	Base XD	Shell XI	Total C	Stud YM	Ship Wt.	Notes	List
1/6	1625	115	1385	5.5	7.5	2.5	3.3	6.6	5.8	9.7	-	11.5		\$255
	1075	115	1386	5.5	7.5	2.6	3.3	6.6	5.8	9.7	-	12.3		\$225
1/4	1075	115	1384	5.5	5.0	3.6	3.3	6.6	5.8	9.7	-	15		\$240
	1725	115	6326	6.5	-	5.0	2.0	7.4	7.9	9.9	1.1	18		\$246
1/3	1075	115	1388	5.5	5.0	5.3	3.3	6.6	5.8	9.7	-	16.4		\$277
1/2	1075/2	230	1810	6.3	10.0	2.5	.9	7.5	6.3	12.8	2.5	27		\$404



## Split Phase Belted Fan and Blower NEMA<sup>®</sup> 48 Frame, Single and Two Speed

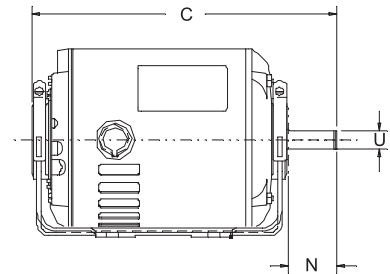


### APPLICATIONS:

Designed to meet manufacturer's requirements for belted fans and blowers.

### FEATURES:

- Resilient Base
- Class B Insulation Unless Otherwise Noted
- With Threaded Conduit Hole
- Reversible Rotation
- Automatic Reset Thermal Overload Protector
- **Discount Symbol: DS-3HAC**



### Single Speed, Open Drip Proof

HP	RPM	Voltage	Catalog Number	Bearings	NEMA Frame	Amps	Shaft N	Shaft U	Protector	Total C	SF	Ship Wt.	Notes	List
1/6	1725	115/208-2930	3615	Ball	48	3.6/1.7-1.8	1.5	.500	Auto	8.4	1.35	14		\$133
1/4	1725	115	8000	Ball	48	5.3	1.5	.500	Auto	8.9	1.35	13	77, 79	\$127
		115	840CV	Ball	48	5.3	1.6	.500	Auto	9.4	1.35	16	80,81,82	\$128
	1725	115/208-230	PD6002	Ball	48	5.2/2.5-2.6	2.25	.500	Auto	10.2	1.35	22	80	\$151
		115/208-230	3618	Ball	48Z	5.2/2.5-2.6	1.875	0.500	Auto	9.3	1.35	14		\$136
1/3	1725	115	8100	Ball	48	6.4	1.5	.500	Auto	9.4	1.35	15	77, 79	\$132
		115	841CV	Ball	48	6.4	1.6	.500	Auto	9.9	1.35	18	80,81,82	\$133
	1725	115/208-230	PD6004	Ball	48	6.6/3.1-3.3	2.25	.500	Auto	10.7	1.35	17	80	\$178
1/2	1725	115	8200	Ball	48	8.0	1.5	.500	Auto	10.0	1.25	18	77, 79	\$158
		115	1542C	Ball	48	8.0	1.6	.500	Auto	9.9	1.25	21	80	\$168
	1725	115/208-230	PD6006	Ball	48	8.6/4.2-4.3	1.9	0.500	Auto	10.7	1.25	22	98,80,81	\$219

### Two Speed, Open Drip Proof

HP	RPM	Voltage	Catalog Number	Bearings	NEMA Frame	Amps	Shaft N	Shaft U	Protector	Total C	SF	Ship Wt.	Notes	List
1/3-1/6	1725/1140	230	1789	Ball	48	2.9	1.6	.500	Auto	10.4	1.35	22	A	\$404

Note 77: With Shaft Adapter For 5/8" Shaft.

Note 79: Combination Mounting Holes For NEMA<sup>®</sup> 48 & 56 Frame Dimensions

Note 80: Canadian Standard — Connected CCWLE (Reversible)

Note 81: Canadian Standard — May Be Used With Single Pole Single Throw Switch, Not Stocked For US Distribution

Note 82: Open, Ventilated

Note 98: 50/60 Hz

Note A: Class A Insulation

# Split Phase Belted Fan & Blower Open Drip Proof, NEMA<sup>®†</sup> 56 Frame, Single & Two Speed

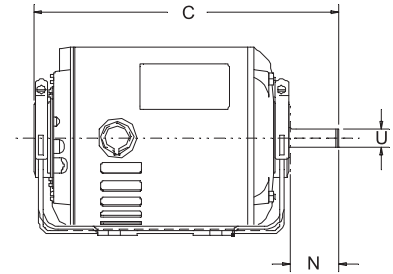


## APPLICATIONS:

Designed to meet manufacturer's requirements for belted fans and blowers.

## FEATURES:

- Resilient Base
- Class B Insulation Unless Otherwise Noted
- With Threaded Conduit Hole
- Reversible Rotation
- Automatic Reset Thermal Overload Protector
- **Discount Symbol: DS-3HAC**



## Single Speed, NEMA<sup>®†</sup> 56 Frame

HP	RPM	Voltage	Catalog Number	Bearings	NEMA Frame	Amps	Shaft N"	"Shaft U"	Protector	"Total C"	SF	Ship Wt.	Notes	List
1/3	1725	115/208-230	8438	Ball	56Z	6.8/3.1-3.4	2.0	.500	Auto	10.2	1.35	17		\$301
1/2	1725	115/230	4114	SAB	56	8.0/4.0	1.9	.625	Auto	9.8	1.25	22		\$368
3/4	1725	115/230	4115	SAB	56	11.2/5.6	1.9	.625	Auto	9.8	1.25	24		\$387

## Two Speed, NEMA<sup>®†</sup> 56 Frame

HP	RPM	Voltage	Catalog Number	Bearings	NEMA Frame	Amps	"Shaft N"	"Shaft U"	Protector	"Total C"	SF	Ship Wt.	Notes	List
1/3	1725/1140	115	5793C	SAB	56Z	5.9/3.6	1.5	0.500	Auto	10.4	1.00	21	80	\$231
1/2	1725/1140	115	5794C	SAB	56Z	8.7/5.1	1.5	.500	Auto	10.4	1.00	25	80	\$299
	1725/1140	115	4293	SAB	56	9.2/6.0	1.9	0.625	Auto	10.8	1.25	26	A	\$412
3/4	1725/1140	115	5795C	SAB	56	11.5/6.4	1.9	.625	Auto	11.3	1.00	27	80	\$360

Note 80: Canadian Standard — Connected CCWLE (Reversible)

Note A: Class A Insulation

## Capacitor Start Belted Fan & Blower Open Drip Proof, Resilient Base

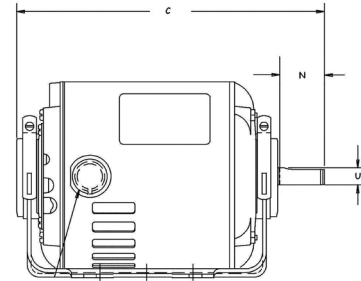


### APPLICATIONS:

Designed to meet manufacturer's requirements for belted fans and blowers.

### FEATURES:

- 40°C Ambient
- Class A Insulation
- Reversible Rotation
- Suitable For All Angle Operation (Within Blower Housing)
- Automatic Reset Thermal Overload Protector (unless noted)
- Threaded Conduit Hole, Except 299
- **Discount Symbol: DS-3HAC**




HP	RPM	Voltage	Catalog Number	Bearings	NEMA Frame	Amps	Shaft N	Shaft U	Protector	Total C	SF	Ship Wt.	Notes	List
1/4	1140	115/208-230	BD14CA3J9	Ball	56	6.4/3.0-3.2	1.9	0.625	Auto	11.31	1.35	32		\$305
1/3	1725	115/230	180	Ball	48	6.0/3.0	1.5	0.500	Auto	9.9	1.35	18		\$251
1/2	3450	115/208-230	298	Ball	48	8.6/4.3	1.5	.500	Auto	9.9	1.25	16		\$299
	1725	100-120/200-240	6309	Ball	56	6.3-5.6/3.1-2.8	1.9	0.625	Auto	10.8	1.25	26	18,24,98	\$353
	1725	115/208-230	1790	Ball	56	7.4/3.7	1.9	.625	Auto	9.3	1.25	27		\$317
3/4	3450	115/208-230	430	Ball	48	9.2/4.6	1.5	.500	Auto	10.4	1.25	19		\$316
	1725	100-120/200-240	6313	Ball	56	9.2-8.4/4.6-4.2	1.9	0.625	Auto	11.3	1.25	32	18,24,98	\$403
	1725	115/208-230	1893	Ball	56	11.4/5.7	1.9	0.625	Auto	10.8	1.25	27		\$389
1	3450	115/208-230	431	Ball	48Z	11.6/5.8	1.9	.625	Auto	11.3	1.25	13		\$344
	1725	100-120/200-240	6317	Ball	56	12.3-10.8/6.2	1.9	0.625	Auto	12.3	1.15	38	18,24,98	\$499
	1725	115/230	3187C	Ball	56	14.0/7.0	1.9	.625	Auto	11.8	1.25	23	80	\$417
	1725	115/208-230	1769	Ball	56	14.0/7.0	1.9	0.625	Auto	11.8	1.25	30		\$476
1-1/2	3450	115/230	299	Ball	56	17.2/9.0	1.9	.625	Auto	11.9	1.15	33		\$464
	1725	115/208-230	4242	Ball	56	22.4/11.2	1.9	0.625	Auto	12.8	1.15	40		\$514
2	3450	115/208-230	399	Ball	56	18.4/10.1-9.2	1.9	0.625	Auto	12.8	1.2	37		\$324

Note 18: Incorporates Run Capacitor  
Note 24: Automatic Reset Thermal Overload Protector

Note 80: Canadian Standard — Connected CCWLE (Reversible)  
Note 98: 50/60 Hz Motor

# Split Phase Evaporative Cooler 6.3" Diameter, Open Drip Proof

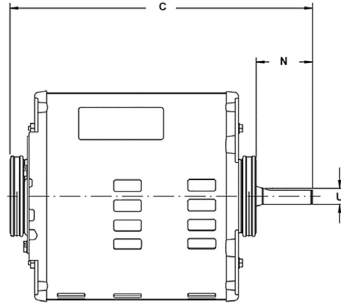


## APPLICATIONS:

Designed to meet manufacturer's requirements for belt driven evaporative cooling units.

## FEATURES:

- Ball Bearings
- Class B Insulation
- CW Rotation Shaft End
- Corrosion Resistant Rotor Core and Actuator Assembly
- Industry Standard Hub To Hub Dimension
- Automatic Reset Thermal Overload Protector
- **Discount Symbol: DS-3HAC**



NOTE: For Hub Mounting, Order Kit Number 51 and 52.

## Single Speed

HP	RPM	Voltage	Catalog Number	NEMA Frame	Amps	Shaft N	Shaft U	Protector	Total C	SF	Ship Wt.	Notes	List
1/2	1725	115	6768	56Z	8.2	1.6	0.500	Auto	9.4	1	20		\$155
	1725	230	6766	56Z	4.8	1.6	0.500	Auto	9.4	1	19		\$200
3/4	1725	115	6769	56Z	10.7	1.6	0.500	Auto	9.4	1	17	F	\$185
	1725	230	6771	56Z	5.4	1.6	0.500	Auto	9.4	1	20		\$241
1	1725	115/230	5149	56	15.1/7.5	1.9	0.625	Auto	11.8	1	23	35, 60, H39	\$367
2	1725	115/230	7073	56Z	19.0/8.5	2.3	0.875	Auto	13.6	1	36	35, 60, H39	\$429

## Two Speed

HP	RPM	Voltage	Catalog Number	NEMA Frame	Amps	Shaft N	Shaft U	Protector	Total C	SF	Ship Wt.	Notes	List
1/3	1725/1140	115	6767	56Z	5.5	1.6	0.500	Auto	9.4	1	14		\$160
1/2	1725/1140	115	6765	56Z	7.5	1.6	0.500	Auto	9.4	1	16	F	\$167
	1725/1140	230	6795	56Z	4.5	1.6	0.500	Auto	9.4	1	19		\$209
3/4	1725/1140	115	6770	56Z	10.2/4.7	1.6	0.500	Auto	9.4	1	19	F	\$231
	1725/1140	230	6796	56Z	5.0	1.6	0.500	Auto	9.4	1	19	F	\$268
1	1725/1140	115	2574	56	12.4	1.9	0.625	Auto	11.8	1	35	35, 60, H39	\$360
	1725/1140	230	2423	56	7.0	1.9	0.625	Auto	11.8	1	30	35, 60, H39	\$359

## PSC Evaporative Cooler 5.6" Diameter, Open

HP	RPM	Voltage	Catalog Number	NEMA Frame	Amps	Shaft N	Shaft U	Protector	Total C	SF	Ship Wt.	Notes	List
1/8	1075/575	115-127	1129	48Y	2.4	4	0.500	Auto	8.1	1.00	10.5		\$143

Note 35: Includes resilient base

Note 60: Capacitor start

Note H39: Reversible rotation by easy reconnection

Note F: Class F Insulation

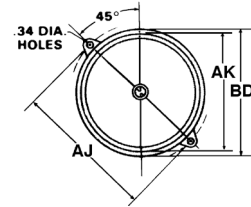

## Split Phase and Capacitor Start Oil Burner Totally Enclosed When Mounted

### APPLICATIONS:

Designed to meet manufacturer's requirements for oil burners.

### FEATURES:

- 40°C Ambient
- 20" Leads, Located At 3 O'clock Viewed From End Opposite Shaft
- 1.0 Service Factor
- Reversible Rotation, Except As Noted
- Manual Reset Thermal Overload Protector
- 56N Frame Has 2 Holes And Screws For Mounting Outlet Box
- 56N Flange Is Enclosed, 48M And 48N Flange Are Ventilated
- Bearings Have All Angle Thrust System
- **Discount Symbol: DS-3HAC**



NEMA <sup>†</sup> Frame	Bolt Circle AJ	Flange Dia. AK	Outside Dia. BD
48M	6.75"	5.500"	6.25" max
48N, 56N	7.25"	6.275"	7.00" max

### OEM Direct Replacements: Beckett<sup>®†</sup>, Carlin<sup>®†</sup>, Ducane<sup>®†</sup>, Wayne Home<sup>®†</sup>, (CWLE)

HP	RPM	Voltage	Catalog Number	Bearings	NEMA Frame	Amps	Shaft N	Shaft U	Protector	Total C	Ship Wt.	Notes	List
1/7	3450	115	3274	Ball	48M	1.7	2.0	0.500	Auto	6.7	12	84, 86, H46, F	\$72
	3450	115	5866	Ball	48M	2.3	2.0	.500	Man	7.2	8	78, 84	\$112
	2850	230/240	1011	Ball	48M	1.3	2.0	0.500	Man	8.3	8		\$233

### Flange Mounted, Totally Enclosed, Non-Ventilated When Mounted, Without Base

HP	RPM	Voltage	Catalog Number	Bearings	NEMA Frame	Amps	Shaft N	Shaft U	Protector	Total C	Ship Wt.	Notes	List
1/8	3450	115	2097	Ball	48N	2.4	2.0	.500	Man	7.1	8	78	\$124
	1725	115	3196	Ball	48N	2.4	2.0	.500	Man	7.6	12	85, A	\$133
1/7	3450	115	3083	Ball	48M	2.6	2.0	.500	Man	7.3	10	F	\$118
1/6	1725	115	3252	Ball	48N	3.1	2.0	.500	Man	7.6	14	78	\$145
1/4	3450	115	2302	Ball	48N	3.7	2.0	.500	Man	8.3	15	78	\$162
1/3	3450	115	2319	Ball	48N	4.8	2.0	.500	Man	10.5	15	78	\$190
	1725	115	3580	Ball	56N	4.8	2.3	.500	Man	10.5	25	77, 78	\$328

Note 77: 5/8" Shaft Adapter And Key Packed With Motor

Note 78: Class B Insulation System

Note 84: Non-Reversible

Note 85: Removable Face Plate

Note 86: PSC Motor, Capacitor Included

Note H46: 3.7" Body

Note A: Class A Insulation

Note F: Class F Insulation



# Permanent Split Capacitor Ventilation Direct Drive Blower 5.0" & 5.6" Diameter, Open Air Over

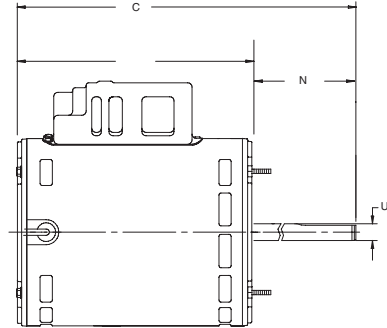


## APPLICATIONS:

Designed to meet manufacturer's requirements for direct drive ventilation units.

## FEATURES:

- Capacitor Included And Mounted On PSC Models
- Automatic Reset Thermal Overload Protector
- Continuous Duty
- Ball Bearings Unless Noted
- 40°C Ambient Rated
- 1.0 Service Factor
- **Discount Symbol: DS-3HAC**



HP	RPM/Spd.	Voltage	Catalog Number	Amps	NEMA Frame	Motor Type	Shaft N	Shaft U	Rotation Lead End	Length XI	Total C	Ship Wt.	Notes	List
1/12	850	115	4740	1.7	48YZ	PSC	3.25	.500	CW	5.81	9.06	10		\$143
1/8	1600	115	1357	1.7	48Y	PSC	3.00	.500	CCW REV	4.06	7.06	8		\$144
1/6	1650	115	4742	2.7	42YZ	PSC	3.25	.500	CW	5.81	9.06	9		\$122
	1100	115	1146	2.2	48YZ	PSC	3.00	.500	CCW REV	3.81	7.36	12		\$170
1/4	1015	115	4153	4.5	48	PSC	1.5	.500	CW	-	10.00	18		\$224
1/3	1650	115	4745	4.0	48YZ	PSC	3.25	.500	CW REV	6.06	9.31	14		\$167
	1100	115	4746	4.4	48YZ	PSC	3.25	.625	CW	5.81	9.06	17		\$176
	1075	115	1145	4.9	48YZ	PSC	3.00	.500	CCW REV	4.81	7.81	15		\$185
1/2	1100	115/230	4749	6.2/3.1	48YZ	PSC	3.30	.625	CW	6.60	9.90	18		\$218
	1650	115/230	4748	8.0/4.0	48YZ	PSC	3.25	.625	CW REV	6.31	9.56	22		\$209
3/4	1100	115/230	4750	10.0/5.0	48YZ	PSC	3.25	.625	CW	6.56	9.81	18		\$235

## Split Phase Ventilation Direct Drive Blower 5.6" or 6.3" Diameter, Open Drip Proof, Air Over

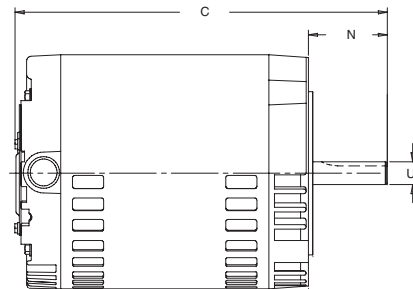


### APPLICATIONS:

Design to meet manufacturer's requirements for direct drive ventilation units with a C-Face mount.

### FEATURES:

- Continuous Duty
- Reversible Rotation
- Class B Insulation
- Threaded Conduit Hole
- Internal Conduit Box Opposite Shaft End
- Keyway On Shaft
- 6.3" Diameter Unless Noted
- **Discount Symbol: DS-3HAC**



### Single Speed

HP	RPM	Voltage	Catalog Number	NEMA Frame	SF	Bearings	Amps	Protector	Shaft U	Shaft N	Total C	Ship Wt.	Notes	List
1/3	850	115	1208	56CZ	1.35	Ball	9.0	Auto	0.625	2.3	12.7	40		\$767

### Two Speed










HP	RPM	Voltage	Catalog Number	NEMA Frame	SF	Bearings	Amps	Protector	Shaft U	Shaft N	Total C	Ship Wt.	Notes	List
1/3-1/9	1725/1140	115	1847	56CZ	1.00	Ball	5.8/4.1	Auto	0.625	2.4	10.9	19	H8	\$443

Note H8: 5.6" Diameter

## Accessories

Provide maximum flexibility in applying standard replacement motors to various applications.

Discount Symbol: DS-3HAC

Kit Number	Description	Quantity Per Kit	List	Item
1	Shaft Conversion Set. Each set includes Qty. 1 shaft adapter and Qty. 1 key (converts 1/2" shaft to 5/8" shaft)	10 sets	\$21.00	
9	Steel Banded Hub Ring Set -- 2-1/4" diameter (2 per set)	1 set	\$9.00	
10	Steel Banded Hub Ring Set -- 2-1/2" diameter (2 per set)	1 set	\$9.00	
15	Rubber Hub Ring -- 2-1/2" diameter (2 per set)	1 set	\$9.00	
52	Base Clamp Mounting Hardware -- 2-1/2" diameter. Each set includes all hardware necessary to mount base to one motor	6 sets	\$38.00	
13	Belly Band Mount adjustable ear mount for 5.0" and 5.6" diameter motor (expanding ring type)	1 mount	\$30.00	
25	Belly Band Mount adjustable ear mount for 5.6" diameter motor (double wire type)	1 mount	\$37.00	
55	One kit equals Qty. 1 carton of Qty. 144 studs & Qty. 288 nuts. For resale convenience we have packaged Qty. 12 studs and Qty. 24 nuts in a plastic bag, Qty. 12 bags to each carton. Price is for complete carton. 8-1/2" long 8x32 thread stator studs and nuts.	12 bags, with 12 studs and 24 nuts in each bag	\$60.00	
16	Direct Drive Blower Mounting Ring Set - double wire type. Each set includes motor support ring & Qty. 3 rubber mounting bushings with sleeves and mounting screws. For 5.0" diameter motor -- 9-9/32" blower mount diameter.	1 set	\$40.00	
17	For 5.6" diameter motor through 10" blower mount diameter.	1 set	\$25.00	
21	Shaft grounding ring for 5/8" shaft, 56 frame Varitough® motors plus new bearing cap and rain shield to install after the grounding ring is put in place.	1 set	\$94.00	

## Accessories

Provide maximum flexibility in applying standard replacement motors to various applications.

Discount Symbol: DS-3HAC

Kit Number	Description	Quantity Per Kit	List	Item
43	Direct Drive Belly Band Blower Mounting Ring Set -- E-Band - Torsion Type. Each set includes motor support ring with welded ears. Mounting ears have dual mounting holes to fit either blower mount diameter. For 5.0" diameter motor -- 9" or 10" blower mount diameter.	1 mount	\$21.00	
44	For 5.6" diameter motor through 9" or 10" blower mount diameter.	1 mount	\$22.00	
27	Hub Length Adapter Set - Each set includes Qty. 2 2-1/4" resilient mounting rings and Qty. 4 metal outer rings to convert to 2-1/2" rings (Fits 5.0" and 5-5/8" diameter motors). Also includes 10-32 studs for adaptation to 21 Frame and 8-32 studs for 5.0" and 5.6" Frame. screws for extended studs for 5.0" and 5.6" Frame.	1 set	\$33.00	
26	Drip Shield for Condenser Fan Motors - 6-3/8" diameter with 1/2" diameter shaft hole for NEMA® 42, 48 or 56Z frame motors.	1 shield	\$19.00	
28	Drip Shield for Condenser Fan Motors - 6-3/8" diameter with 5/8" diameter shaft hole for NEMA® 42, 48 or 56Z frame motors.	1 shield	\$19.00	

## Resilient Base Cradle Kits for PSC & Shaded Pole Motors

Refer to XD dimension on catalog pages to determine base length required. Each kit includes one cradle base, 2 base clamp assemblies and 2 hub rings, unless otherwise noted.

Kit Number	Shaft Height	Hub to Hub (XD Length)	Hub Ring Diameter	List
3	3"	4-1/8"	2-1/2"	\$26
30	3"	4-3/8"	2-1/2"	\$26
4	3"	4-7/8"	2-1/2"	\$26
19*	3"	5-1/8"	2-1/2"	\$19
32	3"	5-3/8"	2-1/2"	\$26
38	3"	6-1/2"	2-1/2"	\$26
5	3-1/2"	4-1/8"	2-1/2"	\$26
31	3-1/2"	4-3/8"	2-1/2"	\$26
6	3-1/2"	4-7/8"	2-1/2"	\$26
20	3-1/2"	5-1/8"	2-1/2"	\$19
34	3-1/2"	5-3/8"	2-1/2"	\$26
37	3-1/2"	6-1/2"	2-1/2"	\$26
12	3-1/2"	7"	2-1/2"	\$21
51	3-1/2"	7-1/2"	2-1/2"	\$23



\* No Hub Rings

forecyte

POWERED BY **Nidec**

Asset Condition Monitoring Solution to visualize\* health and performance data  
Refer to Page 109

# Washdown

---

**Horsepower:**

- Stainless Steel: 1/2 HP to 10 HP
- Paint Free: 1/2 HP to 10 HP
- Painted: 1/4 HP to 15 HP

**Phase:** Single and Three Phase

**RPM:** 1200, 1800 or 3600

**Voltage:**

- Single Phase: 115/208-230 volts
- Three Phase: 208/230 and 208-230/460 volts

**Efficiency:** Premium Efficient & Energy Efficient options

**Mounting Options:** Rigid Base, C-Face Footed, C-Face Footless or Yoke Mount

**Enclosure:**

- Totally Enclosed Fan Cooled
- Totally Enclosed Non-Ventilated

**Construction:**

- All: Internal corrosion protection
- Stainless Steel: 300 Series stainless steel on all external components
- Paint Free: Stainless steel frame, aluminum end shields
- Painted: Steel frame with aluminum or cast iron end shields with white epoxy paint

**Shaft:** 303 Stainless Steel

**Seals:** VBX<sup>®†</sup> bearing isolators by Inpro/Seal<sup>®†</sup> on all stainless steel and paint free motors. Lip seals and rotating shaft seals on painted motors.

**Drains:** Stainless steel T-type drains on paint-free, stainless steel, and 140 & below frame size painted motors

**Nameplate:** Laser etched on stainless frames. Stainless steel on painted frames



## Painted Washdown Three Phase, Totally Enclosed



### APPLICATIONS:

Suitable for food processors, canners, meat packers, bakeries, dairies, drug and cosmetic manufacturers for sanitary, easily cleaned motors.

### FEATURES:

- Class F Insulation, Class B Rise At Full Load On 60 Hertz Sine Wave Power
- BISSC<sup>®†</sup> Certified, Smooth Design For Easy Cleaning
- USDA<sup>®†</sup> Approved Non-Toxic White Epoxy Paint
- Moisture Resistant Gasketed Conduit Box With NPT Lead Holes
- V-Ring Rotating Shaft Seals
- Full 50 & 60 Hertz Operating Data On Nameplate (180-210 Frame)
- 40°C Ambient, NEMA<sup>®†</sup> Design B Performance On 60 Hertz Sine Wave
- Removable Drain Plugs (180 & 210 Frames)
- Double Contact Sealed Ball Bearings
- Internal Corrosion Protection On Rotor, Stator, Winding & Frame
- Double Dip & Bake On Winding
- 303 Stainless Steel Shaft, F1 Assembly Position
- Stainless Steel Nameplate
- Totally Enclosed Fan Cooled (TEFC) Except Where Noted
- Multiple Stainless Steel T-Type Drains (56 & 140 Frame)

### Footed

HP	RPM	Voltage	Frame	Catalog Number	List	Discount Symbol	SF	"C" Dim. (inches)	Ship Wt. (lbs)	Full Load Eff.	Full Load Amps	Notes
1/3	1800	208-230/460	56	WD13S2A	\$440	DS-3WD	1.35	10.8	26	-	1.9-1.8/0.9	NNP,28
1/2	1800	208-230/460	56	WD12S2A	\$572	DS-3WD	1.15	10.8	26	80.0	1.9-1.8/0.9	NNP,28
3/4	1800	208-230/460	56	WD34S2A	\$600	DS-3WD	1.15	11.8	27	82.5	2.6-2.4/1.2	NNP,28
	1200	208-230/460	143T	WD34S3A14	\$744	DS-3WD	1.15	13.8	32	78.0	3.1-3.2/1.6	NNP
1	1800	208-230/460	143T	WD1P2A14	\$959	DS-3WD	1.15	14.3	35	85.5	3.3-3.3/1.6	
	1800	208-230/460	56	WD1P2A	\$769	DS-3WD	1.15	12.0	26	85.5	3.4-3.3/1.8	
	1200	208-230/460	145T	WD1P3A	\$945	DS-3WD	1.15	15.8	48	82.5	3.8-3.8/1.9	
1 1/2	1800	208-230/460	145T	WD32P2A14	\$1,069	DS-3WD	1.15	14.8	36	86.5	4.5-4.5/2.2 & 4.5/2.2	
2	1800	208-230/460	145T	WD2P2A14	\$1,300	DS-3WD	1.00	14.8	26	86.5	6.2-6.0/3.0	
3	1800	208-230/460	182T	WD3P2D	\$1,500	DS-3WD	1.15	15.8	55	89.5	8.2-7.6/3.8	03
5	1800	208-230/460	184T	WD5P2D	\$1,564	DS-3WD	1.15	15.8	76	89.5	13.5-12.5/6.2	03
7 1/2	1800	208-230/460	213T	WD7P2D	\$2,213	DS-3WD	1.15	18.3	117	91.7	20-18.2/9.1	03
10	1800	208-230/460	215T	WD10P2D	\$2,394	DS-3WD	1.15	19.3	125	91.7	26.5-23.9/11.9	03

Note 03 60/50 Hertz rated with no derate on HP; 230/460 volt 60 Hz ratings operate on 190/380 volt 50 Hz, 460V 60 Hz ratings operate on 380V 50 Hz; Full 60 & 50 Hz data on Nameplate

Note 28 TENV Enclosure

Note NNP Non-NEMA<sup>®†</sup> Premium

# Painted Washdown Three Phase, Totally Enclosed, C-Face



The Slicker™

## APPLICATIONS:

Suitable for food processors, canners, meat packers, bakeries, dairies, drug and cosmetic manufacturers for sanitary, easily cleaned motors.

## FEATURES:

- Class F Insulation, Class B Rise At Full Load On 60 Hertz Sine Wave Power
- BISSC<sup>®†</sup> Certified, Smooth Design For Easy Cleaning
- USDA<sup>®†</sup> Approved Non-Toxic White Epoxy Paint
- Moisture Resistant Gasketed Conduit Box With NPT Lead Holes
- V-Ring Rotating Shaft Seals
- Full 50 & 60 Hertz Operating Data On Nameplate (180-210 Frame)
- 40°C Ambient, NEMA<sup>®†</sup> Design B Performance On 60 Hertz Sine Wave Power
- Removable Drain Plugs (180 & 210 Frames)
- Double Contact Sealed Ball Bearings
- Internal Corrosion Protection On Rotor, Stator, Winding & Frame
- Double Dip & Bake On Winding
- 303 Stainless Steel Shaft, F1 Assembly Position
- Stainless Steel Nameplate
- Totally Enclosed Fan Cooled (TEFC) Except Where Noted
- Multiple Stainless Steel T-Type Drains (56 & 140 Frame)
- Refer to Page vii for Suitability of IHP Motors on Variable Frequency Drives

## C-Face Footed

HP	RPM	Voltage	Frame	Catalog Number	List	Discount Symbol	SF	"C" Dim. (inches)	Ship Wt. (lbs)	NEMA Nom. Eff.	Full Load Amps	Notes
1/2	3600	208-230/460	56C	WD12S1AC	\$521	DS-3WD	1.15	11.8	32	75.5	1.8-1.6/0.8	28, NNP
	1800	208-230/460	56C	WD12S2AC	\$600	DS-3WD	1.15	11.3	26	82.5	1.9-1.8 / 0.9	28, NNP
	1200	208-230/460	56C	WD12S3AC	\$768	DS-3WD	1.15	11.3	32	82.5	2.2-2.2/1.1	28, NNP
3/4	3600	208-230/460	56C	WD34S1AC	\$588	DS-3WD	1.15	11.8	32	75.5	2.4-2.2 / 1.1	28, NNP
	1800	208-230/460	56C	WD34S2AC	\$695	DS-3WD	1.15	12.3	26	82.1	2.6-2.4/1.2	28, NNP
	1200	208-230/460	56C	WD34S3AC	\$938	DS-3WD	1.00	12.3	22	82.0	3.2/1.6	28, NNP,LA
1	3600	208-230/460	56C	WD1P1AC	\$695	DS-3WD	1.15	12.3	32	77.0	3.4-3.2 / 1.6	28
	1800	208-230/460	143TC	WD1P2A14C	\$926	DS-3WD	1.15	12.8	26	85.5	3.4-3.3/1.8	
	1800	208-230/460	143TC	WD1S2A14C	\$781	DS-3WD	1.15	12.8	26	77.4	3.4-3.3/1.7	28, NNP,LA
	1800	208-230/460	56C	WD1P2AC	\$870	DS-3WD	1.15	12.3	26	85.5	3.4-3.3/1.8	
	1200	208-230/460	56C	WD1S3AC	\$928	DS-3WD	1.15	12.8	32	82.5	3.8-3.8/1.8	28, NNP
1 1/2	3600	208-230/460	56C	WD32P1AC	\$761	DS-3WD	1.15	12.8	32	84.0	4.3-4.1/2.1	28
	1800	208-230/460	145TC	WD32P2A14C	\$815	DS-3WD	1.00	14.3	26	86.5	4.6-4.4/2.2	28
	1800	208-230/460	56HC	WD32P2ACH	\$753	DS-3WD	1.00	14.3	47	86.5	4.6-4.4/2.2	28
2	3600	208-230/460	56HC	WD2P1AHC	\$970	DS-3WD	1.15	13.9	42	85.5	6.0-5.6/2.8	
	3600	208-230/440	56HC	WD2S1AHC	\$843	DS-3WD	1.15	13.3	32	80.0	6.0-5.4 / 2.7	NNP,LA
	3600	208-230/460	145TC	WD2P1A14C	\$780	DS-3WD	1.15	13.9	35	85.5	5.4-4.9/2.5	
	1800	208-230/460	56HC	WD2P2AHC	\$991	DS-3WD	1.00	15.0	46	86.5	6.2-6.0/3.0	
	1800	208-230/460	145TC	WD2P2A14C	\$1,206	DS-3WD	1.00	14.9	48	86.5	6.2-6.0/3.0	
	1200	208-230/460	184TC	WD2P3DC	\$1,950	DS-3WD	1.15	16.8	80	88.5	6.4-6.2/3.1	
3	3600	208-230/460	145TC	WD3P1A14C	\$1,229	DS-3WD	1.15	13.9	76	86.5	8.1-7.2/3.6	14
	3600	208-230/460	182TC	WD3P1DC	\$1,477	DS-3WD	1.15	18.8	73	88.5	8.1-7.4/3.7	
	1800	208-230/460	182TC	WD3P2DC	\$1,477	DS-3WD	1.15	16.8	58	89.5	8.2-7.6/3.8	03
	1200	208-230/460	213TC	WD3P3DC	\$2,250	DS-3WD	1.15	19.4	117	90.2	9-8.3/4.2	
5	3600	208-230/460	184TC	WD5P1DC	\$1,674	DS-3WD	1.15	18.8	85	89.5	13.3-11.8/5.9	
	1800	208-230/460	184TC	WD5P2DC	\$1,581	DS-3WD	1.15	16.8	87	89.5	13.5-12.5/6.2	03
	1200	208-230/460	215TC	WD5P3DC	\$2,346	DS-3WD	1.15	20.4	128	89.5	15-14.1/7	
7 1/2	3600	208-230/460	184TC	WD7P1AFC	\$2,041	DS-3WD	1.15	18.8	103	90.2	19.7-17.3/8.7	14
	3600	208-230/460	213TC	WD7P1DC	\$2,041	DS-3WD	1.15	21.4	137	91.0	19.7-17.4/8.7	
	1800	208-230/460	213TC	WD7P2DC	\$1,961	DS-3WD	1.15	19.4	140	91.7	20-18.2/9.1	03
10	3600	208-230/460	215TC	WD10P1DC	\$2,283	DS-3WD	1.15	21.4	145	91.0	26.1-23.1/11.6	
	1800	208-230/460	215TC	WD10P2DC	\$2,038	DS-3WD	1.15	20.4	128	91.7	26.5-23.9/11.9	03
15	3600	208-230/460	215TC	WD15P1DFC	\$3,302	DS-3WD	1.15	21.4	154	93.0	38-35/17.4	14

Note 03 60/50 Hertz rated with no derate on HP; 230/460 volt 60 Hz ratings operate on 190/380 volt 50 Hz, 460V 60 Hz ratings operate on 380V 50 Hz; Full 60 & 50 Hz data on Nameplate

Note 14 NEMA<sup>®†</sup> Design A

Note 28 TENV Enclosure

Note LA Limited Availability  
Note NNP Non-NEMA<sup>®†</sup> Premium

## Paint Free Washdown Three Phase, Totally Enclosed, C-Face



### APPLICATIONS:

Suitable for food processors, canners, meat packers, bakeries, dairies, drug and cosmetic manufacturers for sanitary, easily cleaned motors.

### FEATURES:

- INVERTER GRADE® INSULATION SYSTEM (MEETS NEMA® MG-1 PART 31)
- BISSC® Certified
- VBX® Bearing Isolators By Inpro/Seal On Drive End (Both Ends On 180-210 Frame)
- 303 Stainless Steel Shaft
- Multiple Stainless Steel T-type drains
- Double Contact Sealed Ball Bearings
- Laser-Etched Oversized Nameplate

- Totally Enclosed Fan Cooled (TEFC) Except Where Noted
- RTV-Sealed Lead Exit
- Moisture Resistant Gasketed Conduit Box With NPT Lead Holes
- Stainless Steel Frame
- Easy to Read Connection Leads
- Rust Inhibitor on Rotor
- 40°C Ambient, NEMA® Design B
- Refer to Page vii for Suitability of IHP Motors on Variable Frequency Drives

### Footed


HP	RPM	Voltage	Frame	Catalog Number	List	Discount Symbol	SF	"C" Dim. (inches)	Ship Wt. (lbs)	Full Load Amps	Notes
1/2	1800	208-230/460	56HC	WDP12S2AHC	\$774	DS-3WD	1.15	12.8	36	2.0-1.9/0.9	28,NNP
3/4	1800	208-230/460	56HC	WDP34S2AHC	\$895	DS-3WD	1.15	12.8	31	2.8-2.7/1.3	28,NNP
1	1800	208-230/460	145TC	WDP1S2AC	\$926	DS-3WD	1.15	14.3	44	3.5-3.4/1.7	28,NNP,LA
	1800	208-230/460 & 190/380	145TC	WDP1P2AC	\$1,111	DS-3WD	1.15	14.3	44	3.5-3.4/1.7	
	1800	208-230/460 & 190/380	56HC	WDP1P2AHC	\$1,111	DS-3WD	1.15	14.3	31	3.5-3.4/1.7	
1 1/2	1800	208-230/460 & 190/380	145TC	WDP32P2ACR	\$1,160	DS-3WD	1.00	14.3	46	4.9-4.8/2.4	
2	1800	208-230/460	145TC	WDP2P2AC	\$1,421	DS-3WD	1.00	14.9	51	6.2-6.0/3.0	
	1800	208-230/460	56HC	WDP2P2AHC	\$1,421	DS-3WD	1.15	14.5	52	7.0-7.0/3.5	
3	1800	208-230/460	182TC	WDP3P2AC	\$1,932	DS-3WD	1.15	18.5	55	8.3-7.6/3.8	
5	1800	208-230/460	184TC	WDP5P2AC	\$2,132	DS-3WD	1.15	18.5	76	13.6-12.3/6.1	
7 1/2	1800	208-230/460	213TC	WDP7P2AC	\$2,568	DS-3WD	1.15	21.2	117	19.9-18.1/9	
10	1800	208-230/460	215TC	WDP10P2AC	\$2,737	DS-3WD	1.15	21.2	125	26.5-23.8/11.9	

### Footless

HP	RPM	Voltage	Frame	Catalog Number	List	Discount Symbol	SF	"C" Dim. (inches)	Ship Wt. (lbs)	Full Load Amps	Notes
1/2	1800	208-230/460	56C	WDP12S2ACR	\$766	DS-3WD	1.15	12.8	31	2.0-1.9/0.9	28,NNP
	1200	208-230/460	56C	WDP12S3DCR	\$784	DS-3WD	1.15	12.8	32	2.2-2.2/1.1	28,NNP
3/4	1800	208-230/460	56C	WDP34S2ACR	\$887	DS-3WD	1.15	12.8	51	2.8-2.7/1.3	28,NNP
1	1800	208-230/460	145TC	WDP1P2ACR	\$1,160	DS-3WD	1.15	14.3	43	3.5-3.4/1.7	28
	1800	208-230/460	56C	WDP1P2DFCR	\$1,102	DS-3WD	1.15	14.3	30	3.5-3.4/1.7	
	1200	208-230/460	56C	WDP1S3DCR	\$964	DS-3WD	1.15	13.8	32	4.7-4.8/2.4	28,NNP,LA
1 1/2	1800	208-230/460	56C	WDP32P2DFCR	\$1,152	DS-3WD	1.00	14.3	50	4.9-4.8/2.4	
2	1800	208-230/460	145TC	WDP2P2ACR	\$1,490	DS-3WD	1.00	14.9	51	6.2-6.0/3.0	

Note 28 TENV Enclosure  
 Note LA Limited Availability  
 Note NNP Non-NEMA® Premium

# All Stainless Steel Washdown Three Phase Totally Enclosed, C-Face



The Silver Bullet

## APPLICATIONS:

Suitable for food processors, canners, meat packers, bakeries, dairies, drug and cosmetic manufacturers for sanitary, easily cleaned motors.

## FEATURES:

- All Stainless Steel External Construction
- 40°C Ambient, NEMA® Design B
- INVERTER GRADE® Insulation System (Meets NEMA® MG-1 Part 31)
- 303 Stainless Steel Shaft
- Multiple Stainless Steel T-type Drains
- Totally Enclosed Fan Cooled (TEFC) Except Where Noted
- Rust Inhibitor on Rotor
- BISSC®† Certified
- VBX®† Bearing Isolators by Inpro/Seal On Drive End
- Double Sealed Ball Bearings
- Laser-Etched Oversized Nameplate
- RTV-Sealed Lead Exit Holes
- Moisture Resistant Gasketed Conduit Box With NPT Lead Holes
- Easy to Read Connection Leads

## Footed

HP	RPM	Voltage	Frame	Catalog Number	List	Discount Symbol	SF	"C" Dim. (inches)	Ship Wt. (lbs)	Full Load Eff.	Full Load Amps	Notes
1/2	3600	208-230/460	56HC	WDS12S1AHC	\$1,341	DS-3WD	1.15	11.9	34	77.0	1.6-1.5/0.8	28,NNP
	1800	208-230/460	56HC	WDS12S2AHC	\$1,405	DS-3WD	1.15	11.9	34	78.5	1.8-1.9/1	28,NNP
3/4	3600	208-230/460	56HC	WDS34S1AHC	\$1,345	DS-3WD	1.15	11.9	39	81.5	2.2-2.1/1	28,NNP
	1800	208-230/460	56HC	WDS34S2AHC	\$1,493	DS-3WD	1.15	11.9	38	82.5	2.4-2.4/1.2	28,NNP
1	3600	208-230/460	56	WDS1P1AHC	\$1,482	DS-3WD	1.15	11.9	35	84.0	2.8-2.6/1.3	28
	3600	208-230/460	56HC	WDS1S1AHC	\$1,408	DS-3WD	1.15	11.9	42	84.0	2.8-2.6/1.3	28,NNP,LA
	1800	208-230/460	143TC	WDS1E2AC	\$1,453	DS-3WD	1.15	11.9	39	85.5	3.1-2.9/1.4	28,NNP,LA
	1800	208-230/460	143TC	WDS1P2AC	\$1,529	DS-3WD	1.15	11.9	36	85.5	3.1-2.9/1.4	28
	1800	208-230/460	56	WDS1P2AHC	\$1,529	DS-3WD	1.15	11.9	35	85.5	3.1-2.9/1.4	28
	1800	208-230/460	56HC	WDS1S2AHC	\$1,453	DS-3WD	1.15	11.9	39	85.5	3.1-2.9/1.4	28,NNP,LA
1 1/2	3600	208-230/460	145TC	WDS32P1AC	\$1,588	DS-3WD	1.15	13.2	42	84.0	4.2-3.8/1.9	
	3600	208-230/460	56	WDS32P1AFHC	\$1,588	DS-3WD	1.15	11.9	35	86.5	4-3.6/1.8	28
	3600	208-230/460	56HC	WDS32S1AFHC	\$1,509	DS-3WD	1.15	11.9	53	86.5	4-3.6/1.8	28,NNP,LA
	1800	208-230/460	145TC	WDS32P2AC	\$1,538	DS-3WD	1.15	13.2	46	86.5	4.3-4.1/2.1	
	1800	208-230/460	56	WDS32P2AFHC	\$1,538	DS-3WD	1.15	11.9	35	86.5	4.4-4.1/2.1	28
	1800	208-230/460	56HC	WDS32S2AFHC	\$1,461	DS-3WD	1.15	11.9	57	86.5	4.4-4.1/2.1	28,NNP,LA
2	3600	208-230/460	145TC	WDS2P1AC	\$1,910	DS-3WD	1.15	13.2	50	86.5	5.3-4.9/2.4	
	3600	208-230/460	56HC	WDS2P1AFHC	\$1,727	DS-3WD	1.15	13.2	50	86.5	5.3-4.9/2.4	
	1800	208-230/460	145TC	WDS2P2AC	\$1,909	DS-3WD	1.15	13.2	46	86.5	5.8-5.4/2.7	
	1800	208-230/460	56HC	WDS2P2AFHC	\$1,813	DS-3WD	1.15	13.2	61	86.5	5.8-5.4/2.7	
3	3600	208-230/460	145TC	WDS3P1A14C	\$2,294	DS-3WD	1.15	13.2	55	87.5	8.1-7.2/3.6	14
	3600	208-230/460	182TC	WDS3P1AC	\$2,473	DS-3WD	1.15	13.2	73	88.5	8.1-7.4/3.7	
	1800	208-230/460	182TC	WDS3P2AC	\$2,270	DS-3WD	1.15	18.5	58	89.5	8.3-7.6/3.8	
5	3600	208-230/460	184TC	WDS5P1AC	\$2,607	DS-3WD	1.15	18.5	85	89.5	13.3-11.8/5.9	
	1800	208-230/460	184TC	WDS5P2AC	\$2,505	DS-3WD	1.15	18.5	75	89.5	13.6-12.3/6.1	
7 1/2	3600	208-230/460	213TC	WDS7P1AC	\$3,054	DS-3WD	1.15	21.2	137	91.0	19.7-17.4/8.7	
	1800	208-230/460	213TC	WDS7P2AC	\$3,116	DS-3WD	1.15	21.2	117	91.7	19.9-18.1/9	
10	3600	208-230/460	215TC	WDS10P1AC	\$3,433	DS-3WD	1.15	21.2	145	91.0	26.1-23.1/11.6	
	1800	208-230/460	215TC	WDS10P2AC	\$3,426	DS-3WD	1.15	21.2	128	91.7	26.5-23.8/11.9	

Note 14 NEMA Design A  
 Note 28 TENV Enclosure  
 Note LA Limited Availability



## All Stainless Steel Washdown Three Phase Totally Enclosed, C-Face



The Silver Bullet

(continued)

### Footless

HP	RPM	Voltage	Frame	Catalog Number	List	Discount Symbol	SF	"C" Dim. (inches)	Ship Wt. (lbs)	Full Load Eff.	Full Load Amps	Notes
1/2	3600	208-230/460	56C	WDS12S1ACR	\$1,314	DS-3WD	1.15	11.9	34	77.0	1.6-1.5/0.8	28,NNP
	1800	208-230/460	56C	WDS12S2ACR	\$1,377	DS-3WD	1.15	11.9	37	78.5	1.8-1.9/1	28,NNP
3/4	3600	208-230/460	56C	WDS34S1ACR	\$1,318	DS-3WD	1.15	11.9	39	81.5	2.2-2.1/1	28,NNP
	1800	208-230/460	56C	WDS34S2ACR	\$1,463	DS-3WD	1.15	11.9	41	82.5	2.4-2.4/1.2	28,NNP
1	3600	208-230/460	56C	WDS1P1ACR	\$1,453	DS-3WD	1.15	11.9	35	84.0	2.8-2.6/1.3	28
	3600	208-230/460	56C	WDS1S1ACR	\$1,380	DS-3WD	1.15	11.9	42	84.0	2.8-2.6/1.3	28,NNP,LA
	1800	208-230/460	143TC	WDS1P2ACR	\$1,496	DS-3WD	1.15	11.9	36	85.5	3.1-2.9/1.4	28
	1800	208-230/460	56C	WDS1P2AFCR	\$1,496	DS-3WD	1.15	11.9	35	85.5	3.1-2.9/1.4	28
1 1/2	3600	208-230/460	145TC	WDS32P1ACR	\$1,564	DS-3WD	1.15	13.2	42	84.0	4.2-3.8/1.9	
	3600	208-230/460	56C	WDS32P1AFCR	\$1,564	DS-3WD	1.15	11.9	35	86.5	4-3.6/1.8	28
	3600	208-230/460	56C	WDS32S1AFCR	\$1,486	DS-3WD	1.15	11.9	53	86.5	4-3.6/1.8	28,NNP,LA
	1800	208-230/460	145TC	WDS32P2ACR	\$1,506	DS-3WD	1.15	13.2	47	86.5	4.4-4.1/2.1	
	1800	208-230/460	56C	WDS32P2AFCR	\$1,506	DS-3WD	1.15	13.1	35	86.5	4.3-4.1/2.1	
2	3600	208-230/460	145TC	WDS2P1ACR	\$1,891	DS-3WD	1.15	13.2	50	86.5	5.3-4.9/2.4	
	1800	208-230/460	145TC	WDS2P2ACR	\$1,890	DS-3WD	1.15	13.2	47	86.5	5.8-5.4/2.7	
	1800	208-230/460	56C	WDS2P2AFCR	\$1,890	DS-3WD	1.15	13.1	35	86.5	5.8-5.4/2.7	
3	3600	208-230/460	145TC	WDS3P1ACR	\$2,448	DS-3WD	1.15	13.2	55	87.5	8.1-7.2/3.6	14
	1800	208-230/460	182TC	WDS3P2ACR	\$2,247	DS-3WD	1.15	18.5	58	89.5	8.3-7.6/3.8	
5	3600	208-230/460	184TC	WDS5P1ACR	\$2,581	DS-3WD	1.15	18.5	82	89.5	13.3-11.8/5.9	
	1800	208-230/460	184TC	WDS5P2ACR	\$2,480	DS-3WD	1.15	18.5	75	89.5	13.6-12.3/6.1	

Note 14 NEMA Design A  
 Note 28 TENV Enclosure  
 Note LA Limited Availability





# Painted Washdown Single Phase, Totally Enclosed, C-Face



The Slicker™

## APPLICATIONS:

Suitable for food processors, canners, meat packers, bakeries, dairies, drug and cosmetic manufacturers for sanitary, easily cleaned motors.

## FEATURES:

- Class F Insulation
- BISSC®† Certified, Smooth Design For Easy Cleaning
- USDA®† Approved Non-Toxic White Epoxy Paint
- V-Ring Rotating Lip Seal On Shaft End
- F1 Assembly Position
- Double Contact Sealed Ball Bearings
- Reversible Rotation
- Internal Corrosion Protection On Rotor, Stator, Winding & Frame
- Stationary Grease Seal On Both Ends
- 303 Stainless Steel Shaft
- Moisture Resistant Gasketed Conduit Box With NPT Lead Holes
- Totally Enclosed Fan Cooled (TEFC) Except Where Noted
- Multiple Stainless Steel T-type Drains
- Automatic Reset Thermal Overload Protector on Yoke Mount Fan Motors

## Footed

HP	RPM	Voltage	Frame	Catalog Number	List	Discount Symbol	SF	"C" Dim. (inches)	Ship Wt. (lbs)	Full Load Amps	Notes
1/2	3600	115/208-230	56C	WD12C1JC	\$523	DS-3WD	1.15	11.8	32	7.3/3.9-3.7	28
	1800	115/208-230	56C	WD12C2JC	\$537	DS-3WD	1.15	12.8	26	9.5/4.6-4.8	25
3/4	3600	115/208-230	56C	WD34C1JC	\$538	DS-3WD	1.15	12.3	30	9.7/5.3-4.9	28
	1800	115/208-230	56C	WD34C2JC	\$611	DS-3WD	1.15	13.3	32	12.8/6.4-6.5	
1	3600	115/208-230	56C	WD1C1JC	\$583	DS-3WD	1.15	13.3	32	13.6/6.9-6.8	
	1800	115/208-230	56HC	WD1C2JHC	\$702	DS-3WD	1.15	13.8	28	15.4/7.8-7.6	
1 1/2	3600	115/208-230	56HC	WD32C1JHC	\$768	DS-3WD	1.15	13.8	32	14.6/8.1-7.4	CSCR,25
	1800	115/208-230	56HC	WD32C2JHC	\$896	DS-3WD	1.15	15.3	32	14.4/8.0-7.2	CSCR
2	1800	115/230	56HC	WD2C2PHC	\$1,052	DS-3WD	1.15	15.3	48	19.6/9.8	CSCR,25

## Footless

HP	RPM	Voltage	Frame	Catalog Number	List	Discount Symbol	SF	"C" Dim. (inches)	Ship Wt. (lbs)	Full Load Amps	Notes
1/2	3600	115/208-230	56C	WD12C1JCR	\$576	DS-3WD	1.15	11.8	32	7.3/3.9-3.7	28
	1800	115/208-230	56C	WD12C2JCR	\$663	DS-3WD	1.15	12.8	32	8.8/4.3-4.4	28
3/4	1800	115/208-230	56C	WD34C2JCR	\$748	DS-3WD	1.15	13.8	41	7.8/4.3-3.9	CSCR,28
1	1800	115/208-230	56C	WD1C2JCR	\$848	DS-3WD	1.00	14.3	32	10.3/5.5-5.2	CSCR
2	1800	115/230	56C	WD2C2JCR	\$1,059	DS-3WD	1.15	15.3	48	19.6/9.8	CSCR

## Permanent Split Capacitor, Yoke Mount, Non-Oscillating Totally Enclosed Air Over (TEAO) Fan Motors

HP	RPM	Voltage	Frame	Catalog Number	List	Discount Symbol	SF	"C" Dim. (inches)	Ship Wt. (lbs)	Full Load Amps	Notes
1/4	1800	115/230	56YZ	WD14AA2PZ7	\$426	19	1.00	10.9	19	3.5/1.7	24
1/3	1800	115/230	56YZ	WD13AA2PZ7	\$448	16	1.00	10.9	16	4.9/2.5	24
1/2	1800	115/230	56YZ	WD12AA2PZ7	\$481	32	1.00	11.9	32	5.9/2.9	24

Note 24 Automatic Reset Thermal Protector Overload  
 Note 25 Non-protected  
 Note 28 TENV Enclosure  
 Note CSCR Capacitor Start /Capacitor Run

forecyte

POWERED BY **Nidec**

Asset Condition Monitoring Solution to visualize\* health and performance data  
 Refer to Page 109

# Agriculture

---

**Horsepower:** 1/4 – 30 HP

**Phase:** Single and Three Phase

**RPM:** 3600 or 1800 RPM

**Voltage:**

- Single Phase, 115, 115/230, or 230 Volts, 60 Hz
- Three Phase, 230/460 Volts, 60 Hz

**Enclosure:** Totally Enclosed, Air Over (TEAO) & Totally Enclosed, Fan Cooled (TEFC) Options

**Construction:** Rolled steel or aluminum frame

**Conduit Box:** Varies based on motor size and end use design

**Bearings:** Ball bearings

**Grease:** Mobil 28<sup>®</sup>† Low Temperature Grease Standard in High Torque and Ultra High Torque Agri Duty motors

**Ambient:** 40°C Rated

**Thermal Overload:**

- High Torque and Ultra High Torque available with manual reset overload protectors
- Motors available with automatic reset overload protectors or thermostats



# Special Application Agriculture Single Phase, Totally Enclosed Fan Cooled (TEFC), Ultra High Torque, Capacitor Start



## APPLICATIONS:

For powering agitators, augers, compressors, conveyors, feeders and hay hoists. High torque motors are used on barn cleaners, manure pumps and silo unloaders.

## FEATURES:

- Class F Insulation
- 40°C Ambient, Continuous Duty
- Typical Starting Torque 300% Of Full Load
- F1 Assembly
- Extruded Aluminum Frame (180-210 Frame)
- Manual Reset Thermal Overload Protector
- Plastic Fan & Fan Cover
- Double Shielded Bearings w/Low-Temp Grease (Regreasable Shaft End)
- Removable Condensation Drains For Vertical Mounting
- Fully Gasketed Steel Conduit Box
- Die Cast Aluminum Brackets With Steel Bearing Inserts

## Footed

HP	RPM	Voltage	Frame	Catalog Number	List	Discount Symbol	SF	"C" Dim. (inches)	Ship Wt. (lbs)	Full Load Amps	Notes
1 1/2	1800	115/230	143T	FDU32CM2P14	\$521	DS-3SP	1.15	14.8	47	19.2/10.1	23
2	1800	115/230	182TZ	FDU2CM2P18Z	\$823	DS-3SP	1.15	16.8	66	25.6/12.8	23
3	1800	230	184T	FDU3CM2K18	\$1,101	DS-3SP	1.15	18.8	80	17.0	23
5	1800	230	184T	FDU5CM2K18	\$1,378	DS-3SP	1.15	18.8	80	24.0	23
	1800	230	215TZ	FDU5CM2K21Z	\$1,524	DS-3SP	1.15	20.1	142	29.0	23
7 1/2	1800	230	215T	FDU7CM2K21	\$2,044	DS-3SP	1.15	21.4	150	30.8	
	1800	230	215TZ	FDU7CM2K21Z	\$2,044	DS-3SP	1.15	21.4	150	30.8	
10	1800	230	215T	FDU10CM2K21	\$2,511	DS-3SP	1.15	21.4	153	41.0	

## C-Face

HP	RPM	Voltage	Frame	Catalog Number	List	Discount Symbol	SF	"C" Dim. (inches)	Ship Wt. (lbs)	Full Load Amps	Notes
3	1800	208-230	184TC	FDU3CM2K18C	\$1,262	DS-3SP	1.15	18.7	78	16.4/17.0	23
5	1800	208-230	184TC	FDU5CM2K18C	\$1,587	DS-3SP	1.15	18.7	100	22.2/24.0	23
7 1/2	1800	230	213TCYZ	FDU7CM2K21ZC	\$2,349	DS-3SP	1.15	21.0	150	30.8	23
	1800	230	215TC	FDU7CM2K21C	\$2,349	DS-3SP	1.15	21.3	150	30.8	23
10	1800	230	215TC	FDU10CM2K21C	\$2,887	DS-3SP	1.15	21.3	215	41.0	23

Note 23 Manual Reset Thermal Protector Overload

## Special Application Air Compressor Single Phase, Open Drip Proof (ODP)



### APPLICATIONS:

For belt drive air compressor duty high breakdown torque.

### FEATURES:


- Rigid Welded Base
- Continuous Duty
- Manual Reset Thermal Overload Protector
- ODP Enclosure
- Class B Insulation
- 40°C Ambient
- Ball Bearings
- Rotation - CCW Facing Shaft End, Non-Reversible
- Capacitor Start, Capacitor Run

HP	RPM	Voltage	Frame	Catalog Number	List	Discount Symbol	SF	"C" Dim. (inches)	Ship Wt. (lbs)	Full Load Amps	Notes
1	3600	115/230	56	D1CPM1PH	\$560	DS-3FMP	1.25	11.4	29	9.3/4.3	23
2	3600	115/230	56	3768	\$655	DS-3F	1.00	11.9	28	15.0/7.5	
3	3600	208-230	56	D3CPM1T	\$888	DS-3FMP	1.15	13.2	42	13.2	23
5	3600	208-230	56HZ	D5CM1K14	\$866	DS-3F	1.00	14.4	43	22.5-22.0	
	3600	230	56HZ	EB384	\$899	DS-3F	1.15	15.0	50	21.5	
	1800	230	184T	D5C2K	\$909	DS-3SP	1.15	16.3	75	23.5	25
7 1/2	3600	230	184T	D7C1K	\$969	DS-3SP	1.15	16.3	80	30.0	25

Note 23 Manual Reset Thermal Protector Overload

Note 25 Non-protected

# Special Application Agriculture Totally Enclosed Fan Cooled (TEFC) Agri Duty High Torque Single Phase, Capacitor Start



## APPLICATIONS:

For powering agitators, augers, compressors, conveyors, feeders and hay hoists. High torque motors are used on barn cleaners, manure pumps and silo unloaders.

## FEATURES:

- Class F Insulation (140-210 Frame)
- 40°C Ambient, Continuous Duty
- Reversible Rotation
- F1 Assembly
- Steel Frames & Steel Welded Based (140-210 Frame)
- Manual Reset Thermal Overload Protector
- Steel Fan Cover & Conduit Box
- Non-Regreasable Double Shielded Bearings
- Shaft Slinger (140-210 Frame)
- Capacitor Start-Capacitor Run (3-10 HP)
- Low Temperature Grease

## Footed

HP	RPM	Voltage	Frame	Catalog Number	List	Discount Symbol	SF	"C" Dim. (inches)	Ship Wt. (lbs)	Full Load Amps	Notes
1/3	1800	115/230	56	FD13CM2P	\$278	DS-3FMP	1.15	10.9	25	6.6/3.3	23
1/2	1800	115/230	56	FD12CM2P	\$324	DS-3FMP	1.15	11.4	27	9.0/4.5	23
3/4	1800	115/230	56	FD34CM2P	\$384	DS-3FMP	1.15	11.9	32	11.4/5.7	23
1	1800	115/230	143T	FD1CM2P14	\$684	DS-3F	1.15	12.8	32	15.0/7.5	23
	1800	115/230	56H	FD1CM2PZ	\$439	DS-3FMP	1.15	12.9	40	14.0/7.0	23
1 1/2	1800	115/230	145T	FD32CM2P14	\$473	DS-3SP	1.15	14.3	43	16.2/8.1	23
	1800	115/230	56H	FD32CM2PH	\$468	DS-3FMP	1.15	13.9	32	16.2/8.1	23
2	1800	115/230	182T	FD2CM2P18	\$779	DS-3SP	1.00	15.2	60	23.6/11.8	23
	1800	115/230	56HZ	FD2CM2PHZ	\$639	DS-3FMP	1.00	14.3	50	20.0/10.0	23
3	1800	230	184T	FD3CM2K18	\$1,045	DS-3SP	1.00	17.2	74	14.5	23
5	1800	230	184T	FD5CM2K18	\$1,307	DS-3SP	1.00	18.2	125	22.0	23
	1800	230	213T	FD5CM2K21	\$1,442	DS-3SP	1.00	19.6	180	23.0	23
7 1/2	1800	230	215T	FD7CM2K21	\$1,937	DS-3SP	1.00	22.1	147	30.0	23
10	1800	230	215T	FD10CM2K21	\$2,380	DS-3SP	1.00	22.1	180	38.0	23

## C-Face Footed

HP	RPM	Voltage	Frame	Catalog Number	List	Discount Symbol	SF	"C" Dim. (inches)	Ship Wt. (lbs)	Full Load Amps	Notes
1/3	1800	115/230	56C	FD13CM2PC	\$370	DS-3FMP	1.15	10.9	21	6.6/3.3	23
1/2	1800	115/230	56C	FD12CM2PC	\$375	DS-3FMP	1.15	11.4	26	9.0/4.5	23
3/4	1800	115/230	56C	FD34CM2PC	\$447	DS-3FMP	1.15	11.9	30	11.4/5.7	23
1	1800	115/230	56HC	FD1CM2PHC	\$503	DS-3FMP	1.15	12.9	35	14.0/7.0	23
1 1/2	1800	115/208-230	56HC	FD32CPM2PHC	\$599	DS-3FMP	1.15	13.9	32	14.4/8.3-7.2	23
2	1800	115/230	145TC	FD2CM2PHC	\$704	DS-3FMP	1.15	14.4	32	18.9/9.4	23

## C-Face Footless

HP	RPM	Voltage	Frame	Catalog Number	List	Discount Symbol	SF	"C" Dim. (inches)	Ship Wt. (lbs)	Full Load Amps	Notes
1/3	1800	115/230	56C	FD13CM2PCR	\$360	DS-3FMP	1.15	10.9	21	6.6/3.3	23
1/2	1800	115/230	56C	FD12CM2PCR	\$360	DS-3FMP	1.15	11.4	32	9.0/4.5	23
3/4	1800	115/230	56C	FD34CM2PCR	\$437	DS-3FMP	1.15	11.9	32	11.4/5.7	23
1	1800	115/230	56C	FD1CM2PCR	\$493	DS-3FMP	1.15	12.9	44	14.0/7.0	23
1 1/2	1800	115/230	56C	FD32CM2PCR	\$589	DS-3FMP	1.15	13.9	44	16.2/8.1	23

Note 23 Manual Reset Thermal Protector Overload



## Special Application Agriculture Aeration Fan & Crop Dryer



### APPLICATIONS:

For air over applications or fans mounted directly on the motor shaft.  
Specifically designed for use on vane axial crop dryers and aeration fans.

### FEATURES:

#### Aeration Fan

- Totally Enclosed Air Over
- Class B Insulation On 56 Frame
- Class F Insulation On 140 Frame
- Keyed Shaft Drilled On Center 1" Deep & Tapped 1/4" UNC
- 56Z Frame Motors Have 5/8" Dia. X 2-1/4" Long Shaft
- F1 Assembly Position

#### Crop Dryer

- Open Drip Proof Air-Over
- Thermostat Protected (Overheating Protection) Requires Leads to be Connected to Control Circuit of Motor Controller
- Non-Standard 1-1/8" Diameter X 3-1/4" Long Keyed Shaft Is Drilled On Center 1" Deep & Tapped 1/4-20 UNC
- Rodent Screens, Extra Long Leads, Class F Insulation
- F1 Assembly Position

### Aeration Fan - Cap Start

HP	RPM	Voltage	Frame	Catalog Number	List	Discount Symbol	SF	"C" Dim. (inches)	Ship Wt. (lbs)	Full Load Eff.	Full Load Amps	Notes
3/4	3600	115/230	56Z	FD34CA1PZ	\$356	DS-3SP	1.00	10.3	19	-	11.0/5.5	24
1	3600	115/230	56Z	FD1CA1PZ	\$423	DS-3SP	1.00	12.3	29	70.0	12.4/6.2	24
1 1/2	3600	115/230	143TZ	FD32CA1P14	\$582	DS-3SP	1.00	13.3	32	73.0	17.4/8.7	24
2	3600	115/230	143TZ	FD2CA1P14	\$686	DS-3SP	1.00	13.8	32	75.5	22.2/11.1	24
3	3600	230	145TZ	FD3CA1K14	\$719	DS-3SP	1.00	13.7	42	78.5	14.9	CSCR,24

### Crop Dryer - Cap Start

HP	RPM	Voltage	Frame	Catalog Number	List	Discount Symbol	SF	"C" Dim. (inches)	Ship Wt. (lbs)	Full Load Eff.	Full Load Amps	Notes
5 - 7	3600	230	184TZ	FD5CM1K18Z	\$1,160	DS-3SP	1.00	18.4	90	82.8	21.0	
7 1/2 - 9	3600	230	184TZ	FD7CM1K18Z	\$1,240	DS-3SP	1.00	18.4	90	88.7	30.0	
10 - 12	3600	230	215TZ	FD10CM1K21Z	\$1,859	DS-3SP	1.15	20.4	127	85.2	40.0	

Note 24 Automatic Reset Thermal Protector Overload  
Note CSCR Capacitor Start /Capacitor Run

# Special Application Farm Direct Drive Poultry Fan



## APPLICATIONS:

For direct drive exhaust and vent fans in poultry and livestock houses.

## FEATURES:

- Continuous Duty
- PSC Models Include Capacitor Mounted With Cover
- Clockwise Drive End Rotation
- Automatic Reset Thermal Overload Protection
- Studs For Mounting Fan Guard
- 1.0 Service Factor Except Where Noted
- Terminal Board With Side Conduit Plug Unless Noted
- **Discount Symbol: DS-3HAC**

## Yoke Mount, Welded Tab Fan Motors; Single Phase

HP	RPM/ Spds	Voltage	Frame	Catalog Number	List	Discount Symbol	Amps	Motor Type	Bearings	Enclosure	Ship Wt. (lbs)	Notes
1/4	1100 / 2	115	48Y	1931*	\$384	DS-3HAC	3.0	PSC	Siv	TEAO	18	
	1075 / 2	115	48Y	1933	\$405	DS-3HAC	5.7	PSC	Ball	OAO	19	
	1075 / 2	115	48YZ	1917**	\$415	DS-3HAC	4.2	PSC	Ball	TEAO	17	
1/3	1075 / 2	115	48Y	1935	\$218	DS-3FMP	5.3	PSC	Ball	TEAO	17	
1/2	1075 / 2	115	48Y	1838	\$456	DS-3HAC	5.8	PSC	Ball	TEAO	25	
	1075 / 2	115	48Y	1924	\$489	DS-3HAC	7.2	PSC	Ball	TEAO	22	
	1075 / 2	115	48YZ	1937	\$463	DS-3HAC	7.1	PSC	Ball	TEAO	17	
	825 / 1	115	48YZ	1940	\$344	DS-3HAC	6.4	PSC	Ball	TEAO	25	
	825 / 1	115/230	48YZ	1380	\$370	DS-3HAC	6.9/3.4	PSC	Ball	TEAO	22	

## Yoke Mount, Welded Tab Fan Motors; Three Phase

HP	RPM/ Spds	Voltage	Frame	Catalog Number	List	Discount Symbol	Amps	Bearings	Enclosure	Ship Wt. (lbs)	Notes
1/2	825/700/1	230/460	48YZ	FD12EA4B4Z7	\$435	DS-3HAC	2.3/1.2	Ball	TEAO	22	03

Note 03 60/50 Hz rated with no derate on HP 230/460 volt 60 Hz ratings operate on 190/380 volt 50 Hz, 460V 60 Hz ratings operate on 380V 50 Hz; Full 60 & 50 Hz data on Nameplate

\* Catalog # 1931 has 1/2" diameter shaft 3" long

\*\* Catalog # 1917 has 1/2" diameter shaft 2.5" long

BRAKEMOTORS  
 GENERAL PURPOSE SINGLE PHASE  
 HVAC  
 WASHDOWN  
 AGRICULTURE  
 COMMERCIAL PUMP MOTORS  
 CLOSE COUPLED PUMP MOTORS  
 FIRE PUMP MOTORS  
 POOL & SPA MOTORS  
 RESIDENTIAL WATER PUMP  
 ELEVATOR GATE & DOOR

## Special Application Farm Single and Three Phase Direct Drive Poultry Fan



### APPLICATIONS:

For direct drive exhaust and vent fans in poultry and livestock houses.

### FEATURES:

- Ball Bearings
- 40°C Ambient
- TEAO Enclosure except where noted
- Class B Insulation
- Continuous Air Over Duty
- Discount Symbol: DS-3FMP (except where noted)

### Single Phase, Permanent Split Capacitor, Resilient Mount

HP	RPM	Voltage	Frame	Catalog Number	List	Mounting	SF	"C" Dim. (inches)	Ship Wt. (lbs)	Full Load Amps	Shaft Dim. (inches)	Notes
1/3	1800	115/230	48Z	FD13AA2P4Z9	\$282	CRADLE/ STD	1.00	10.4	19	3.8/1.9	1/2 DIA X 2-1/2"L	24, DS-3FMP
1/2	1800	115/230	48Y	1850	\$295	CRADLE/ STD	1.00	10.9	23	5.0/2.5	1/2 DIA X 2-1/2"L	24, DS-3HAC
1/2	1800	115/230	48Y	1899	\$249	CRADLE/ STD	1.00	12.9	17	5.6/2.8	1/2 DIA X 4-1/2"L	24, DS-3HAC

### Single Phase, Permanent Split Capacitor, Stud Mount

HP	RPM	Voltage	Frame	Catalog Number	List	Mounting	SF	"C" Dim. (inches)	Ship Wt. (lbs)	Full Load Amps	Shaft Dim. (inches)	Notes
1/2	900	115/230	48YZ	8102	\$446	STUD	1.25	10.2	22	6.0/3.0	0.625 DIA X 2.625 - KEY	24

### Single Phase, Permanent Split Capacitor, Rigid Mount

HP	RPM	Voltage	Frame	Catalog Number	List	Mounting	SF	"C" Dim. (inches)	Ship Wt. (lbs)	Full Load Amps	Shaft Dim. (inches)	Notes
1/2	900	115/230	56Z	FD12AA4P	\$587	RIGID	1.00	11.4	35	6.4/3.2	5/8 DIA X 2-1/2"L	24

### Single Phase, Permanent Split Capacitor, Face Mount


HP	RPM	Voltage	Frame	Catalog Number	List	Mounting	SF	"C" Dim. (inches)	Ship Wt. (lbs)	Full Load Amps	Shaft Dim. (inches)	Notes
1	900	230	56YZ	1837	\$837	C-FACE	1.00	13.3	32	5.2	3/4 DIA X 3-1/4"L	
	900	230	56YZ	FD1AA4KCR	\$551	C-FACE	1.00	13.9	32	5.8	5/8 DIA X 2-1/2"L	24

### Three Phase, Face Mount

HP	RPM	Voltage	Frame	Catalog Number	List	Mounting	SF	"C" Dim. (inches)	Ship Wt. (lbs)	Full Load Amps	Shaft Dim. (inches)	Notes
1	900	440-460	56YZ	8101	\$887	C-FACE	1.00	13.6	32	1.9-2.0	3/4 DIA X 3-1/4"L	24, DS-3F
1 1/2	900	460	184TCH	UN32S4CKR	\$2,344	HORZ-FOOTLESS	1.25	16.9	60	3.8	N/A	DS-3A0

Note 24 Automatic Reset Thermal Protector Overload

# Special Application Agriculture Auger Duty Motors



CAPACITOR START

## APPLICATIONS:

For use on augers.

## FEATURES:

- Totally Enclosed Fan Cooled (except where noted)
- Class B Insulation
- Manual Reset Thermal Overload Protector
- 1/2 HP & Above Have ODE Shaft Extension for Hand Crank
- Ball Bearings
- 56Y are Keyed; 56YZ are Flat Shaft
- Reversible Rotation
- Footless (except where noted)

## Capacitor Start

HP	RPM	Voltage	Frame	Catalog Number	List	Discount Symbol	SF	"C" Dim. (inches)	Ship Wt. (lbs)	Full Load Amps	Notes
1/2	1800	115/230	56YZ	1843	\$644	DS-3FMP	1.00	11.6	29	8.0/4.0 & 9.6/4.8	98
	1800	115/230	56Y	FD12CM2PZY	\$515	DS-3FMP	1.00	11.6	32	8.0/4.0 & 9.6/4.8	98, FT
	1800	115/230	56Y	FD12CM2PZYR	\$495	DS-3FMP	1.00	12.0	22	8.6/4.3 & 10.4/5.4	95,98
3/4	1800	115/230	56Y	1801	\$590	DS-3FMP	1.00	12.9	38	10.6/5.3 & 11.8/5.9	
	1800	115/230	56YZ	FD34CM2PZY	\$568	DS-3FMP	1.00	12.6	32	10.6/5.3 & 11.8/5.9	98,FT
	1800	115/230	56YZ	FD34CM2PZYR	\$590	DS-3FMP	1.00	12.6	32	10.6/5.3 & 11.8/5.9	95,98
1	1800	115/208-230	56Y	FD1CM2PZY	\$652	DS-3FMP	1.00	12.9	36	12.8/6.5-6.4	FT
1 1/2	1800	115/230	56Y	FD32CM2PHZY	\$814	DS-3FMP	1.15	13.9	45	16.2/8.1	FT

## Split Phase


HP	RPM	Voltage	Frame	Catalog Number	List	Discount Symbol	SF	"C" Dim. (inches)	Ship Wt. (lbs)	Full Load Amps	Notes
1/3	1800	115/230	56Y	FD13BM2PZYR	\$313	DS-3FMP	1.00	11.5	22	5.3/2.6&5.9/3.0	28,95

## Three Phase

HP	RPM	Voltage	Frame	Catalog Number	List	Discount Symbol	SF	"C" Dim. (inches)	Ship Wt. (lbs)	Full Load Amps	Notes
1/3	1800	190/380 & 208-230/460	56Y	FD13SM2DZYR	\$424	DS-3FMP	1.00	11.2	26	2.0/1.0 & 1.8-2.0/1.0	
1/2	1800	190/380 & 208-230/460	56Y	FD12SM2DZYR	\$467	DS-3FMP	1.00	11.8	17	2.2/1.1 & 2.0-2.0/1.0	
3/4	1800	190/380 & 208-230/460	56Y	FD34SM2DZYR	\$526	DS-3FMP	1.00	11.8	27	3.0/1.5 & 2.7-2.6/1.3	
1	1800	190/380 & 208-230/460	56Y	FD1PM2DZYR	\$549	DS-3FMP	1.15	13.0	36	3.5/1.8 & 3.3-3.2/1.5	
1 1/2	1800	190/380 & 208-230/460	56Y	FD32PM2DZYR	\$633	DS-3FMP	1.15	14.0	38	4.5/2.2 & 4.5-4.5/2.2	

- Note 28 TENV Enclosure  
 Note 95 Nitride shaft  
 Note 98 50/60 Hz Motor  
 Note FT Footed

## Special Application Agriculture Agri Duty Fan and Hatcher/Setter Motors



Agri Duty Fan

Hatcher/Setter

### APPLICATIONS:

Agri duty fans for direct drive and vent fans in poultry and livestock houses. Hatcher and setter motors are used in hatchers and setters.

### FEATURES:

#### Agri Duty Fan Motors

- Ball Bearings
- 40°C Ambient, Continuous Duty
- Totally Enclosed Air Over (TEAO) Enclosure
- Rigid Base (except where noted)
- Class B Insulation
- Automatic Reset Thermal Overload Protector
- Built-in Conduit Box
- Split Phase & Capacitor Start (see notes below)

#### Hatcher & Setter Motors

- Ball Bearings
- 40°C Ambient
- Totally Enclosed Air Over (TEAO) Enclosure
- Class B Insulation
- Continuous Air Over Duty
- Permanent Split Capacitor
- Shaft Dimensions 0.5 Dia. X 1.5 Length
- Reversible Rotation (except where noted)

### Agri Duty Fan Motors - Single Phase

HP	RPM	Voltage	Frame	Catalog Number	List	Discount Symbol	SF	"C" Dim. (inches)	Ship Wt. (lbs)	Full Load Amps	Notes
1/2	1800	115/230	56	FD12BA2P	\$406	DS-3FMP	1.25	11.4	24	8.0/4.0	94
	1800	115/230	56	FD12BA2P9	\$417	DS-3FMP	1.25	12.3	32	5.4/2.7	35,94
3/4	1800	115/230	56	FD34BA2P	\$481	DS-3FMP	1.25	11.9	32	10.8/5.4	94
1	1800	115/208-230	56H	FD1CPA2JH	\$682	DS-3FMP	1.40	12.9	40	9.0/4.5	24,98,CSCR
	1800	115/208-230	56	FD1CA2J	\$552	DS-3FMP	1.15	12.4	32	10.9/5.4-5.4	CSCR
	1800	115/208-230	56	FD1CA2J9	\$566	DS-3FMP	1.15	12.4	35	10.9/5.4-5.4	35,60
1 1/2	1800	115/230	56	FD32CA2P	\$653	DS-3FMP	1.00	12.9	38	13.0/6.5	CSCR
	1800	115/230	56	FD32CPA2P	\$751	DS-3FMP	1.30	12.9	40	13.6/6.8	CSCR

### Agri Duty Fan Motors - Three Phase

HP	RPM	Voltage	Frame	Catalog Number	List	Discount Symbol	SF	"C" Dim. (inches)	Ship Wt. (lbs)	Full Load Amps	Notes
1/2	1800	208-230/460	56H	FD12SA2D	\$336	DS-3FMP	1.15	10.9	17	1.8-1.8/0.9	24,98
1	1800	208-230/460	56H	FD1EA2D	\$415	DS-3FMP	1.15	11.9	29	3.1/1.5	24,98
1 1/2	1800	208-230/460 & 190/380	56H	FD32EA2D	\$453	DS-3FMP	1.15	11.9	30	4.7-4.7/2.3&5.4/2.7	24,98

### Hatcher & Setter Motors

HP	RPM	Voltage	Frame	Catalog Number	List	Discount Symbol	SF	"C" Dim. (inches)	Ship Wt. (lbs)	Full Load Amps	Notes
1/2	1800	115/230	48YZ	FD12AM2P4ZRS	\$487	DS-3FMP	1.00	9.4	19	5.0/2.5	23

- Note 23 Manual Reset Thermal Protector Overload  
 Note 24 Automatic Reset Thermal Protector Overload  
 Note 35 Resilient Base  
 Note 60 Capacitor Start  
 Note 94 Split phase  
 Note 98 50/60 Hz Motor  
 Note CSCR Capacitor Start /Capacitor Run

forecyte

POWERED BY **Nidec**

Asset Condition Monitoring Solution to visualize\* health and performance data  
 Refer to Page 109



# Commercial Duty Pump Motors

---

**Horsepower:** 1/4 – 60 HP

**Phase:** Single and Three Phase

**RPM:** 3600, 1800 or 1200 RPM

**Voltage:**

- Single Phase: 208-230/115 Volts, 50/60 Hz options
- Three Phase: 208-230/460 and 190/380-415 Volts, 60/50 Hz (575 Volts available)

**Efficiency:** Standard, Energy Efficient and EXTREME-E®

**Bolt-On Base:** Many ratings provide for removable base construction

**Mounting Options:**

- NEMA®† 56C, TC, TSC and 56J
- Bolt-on base models provide for both shaft down, vertically mounted pump applications and rigid base, horizontally mounted pump applications

**Enclosure:** Open Drip Proof (ODP) and Totally Enclosed Fan Cooled (TEFC)

**Bearings:** Double sealed ball bearings on all 56-Frame commercial duty pump motors. Double shielded ball bearings on all other motors.

303 or 304 stainless steel shaft extensions: on 56J mount motors providing superior corrosion resistance

**Agency:** UL®† Recognized and CSA®† Certified



## Special Application Commercial Pump Three Phase Totally Enclosed Fan Cooled (TEFC) C-Face



### APPLICATIONS:

For use on chiller, condensate, and other HVAC duty pumps, booster and irrigation pumps, dishwasher and part washer pumps, watering and de-watering pumps, and other commercial duty pumping applications.

### FEATURES:

- Totally Enclosed, 50 Hertz Motors supplied with CE Markings
- Double Sealed Ball Bearings On All 56 Frame Commercial Duty Pump Motors
- Double Shielded Ball Bearings On All Other Motors
- Continuous Duty
- 60 Hertz & 60/50 Hertz
- 50/60 Hertz Motors have 1.0 Service Factor on 50 Hertz
- 40°C Ambient
- Shaft Slinger On Pulley End
- NEMA® "C" Flange Mounting
- Premium 303 S.S. on 56J Mount: 7/16-20 UNC-2A
- Shaft Threads for 56J Mount: 7/16-20 UNC-2A

HP	RPM	Voltage	Frame	Catalog Number	List	Discount Symbol	Base (Feet)	SF	"C" Dim. (inches)	Ship Wt. (lbs)	Full Load Eff.	Max Amps	Notes
1/4	1800	208-230/460	56C	U14S2DCR	\$231	DS-3RST	No	1.25	10.8	23	70.0	0-1.1/0.5	16
	1800	575	56C	U14P2GC	\$319	DS-3RST	Rigid	1.25	10.8	30	74.0	0.4	
	1200	208-230/460	56C	T14S3DCR	\$308	DS-3RST	No	1.15	11.3	27	75.5	1.6-1.6/0.8	
	1200	575	56C	U14P3GC	\$407	DS-3RST	Rigid	1.25	10.8	30	72.0	0.6	
1/3	3600	208-230/460	56C	T13S1ACR	\$279	DS-3RST	No	1.15	10.8	32	-	1.8-1.9/1.0	
	1800	208-230/460	42CZ	T13S2D4ZCR	\$266	DS-3RST	No	1.00	10.4	9	65.0	1.5-1.5/0.75	
	1800	208-230/460	56C	U13S2ACR	\$266	DS-3RST	No	1.25	10.8	25	75.5	1.4-1.3/0.7	16
	1800	575	56C	U13P2GC	\$365	DS-3RST	Rigid	1.25	10.8	30	74.0	0.5	
	1800	575	56C	T13S2GCR	\$266	DS-3RST	No	1.15	11.4	26	75.3	0.62	
	1200	208-230/460	56C	T13S3DCR	\$346	DS-3RST	No	1.15	11.3	32	77.0	1.7-1.7/0.9	
1/2	1200	575	56C	U13P3GC	\$455	DS-3RST	Rigid	1.25	10.8	30	72.0	0.8	
	3600	208-230/460	56J	EE283B	\$311	DS-3RST	Rigid	1.60	11.2	26	-	2.8-2.7/1.35	98
	3600	208-230/460	56C	T12S1ACR	\$291	DS-3RST	No	1.15	10.9	32	64.0	2.34-2.34/1.17	
	3600	208-230/460	56J	EE283	\$296	DS-3RST	No	1.60	11.2	17	-	2.8-2.7/1.35	98
	3600	575	56C	U12P1GC	\$386	DS-3RST	Rigid	1.25	12.1	30	74.0	0.6	
	1800	208-230/460	56C	U12P2DCR	\$378	DS-3RST	No	1.25	12.1	30	82.5	1.8/0.9	03
	1800	208-230/460	56C	U12S2ACR	\$291	DS-3RST	No	1.25	10.8	25	75.5	2.1-2/1	16
	1800	208-230/460	56C	EE256	\$341	DS-CPMP	No	1.15	11.1	22	-	2.2-2.0/1.0	98
	1800	575	56C	U12P2GC	\$397	DS-3RST	Rigid	1.25	10.8	30	78.5	0.9	
	1800	575	56C	U12P2GCR	\$378	DS-3RST	No	1.25	10.8	30	78.5	0.9	
	1200	208-230/460	56C	U12S3ACR	\$378	DS-3RST	No	1.25	10.8	25	72.0	2.5-2.3/1.2	16
	1200	575	56C	U12P3GC	\$495	DS-3RST	Rigid	1.25	12.1	30	75.5	0.9	
3/4	3600	208-230/460	56J	EE515B	\$324	DS-3RST	Rigid	1.50	11.9	22	-	3.7-3.6/1.8	98
	3600	208-230/460	56C	U34S1ACR	\$304	DS-3RST	No	1.25	10.8	27	75.5	0-2.6/1.3	16
	3600	208-230/460	56J	EE515	\$309	DS-3RST	No	1.50	11.9	17	-	3.7-3.6/1.8	98
	3600	575	56C	U34P1GC	\$402	DS-3RST	Rigid	1.25	12.1	30	77.0	0.8	
	3600	575	56C	U34P1GCR	\$384	DS-3RST	No	1.25	12.1	30	77.0	0.8	
	3600	575	56J	EE515-5PE	\$387	DS-3RST	No	1.25	12.6	30	77.0	1	
	1800	208-230/460	56J	EE586	\$345	DS-3RST	Rigid	1.25	12.4	23	81.7	3.0-2.9/1.5	03,98
	1800	208-230/460	56C	U34P2DCR	\$408	DS-3RST	No	1.25	12.1	30	84.0	2.3/1.1	03
	1800	208-230/460	56C	U34S2ACR	\$314	DS-3RST	No	1.25	10.8	28	78.5	3.1-3/1.5	16
	1800	575	56C	U34P2GC	\$427	DS-3RST	Rigid	1.25	10.8	30	81.5	1.1	
	1800	575	56C	U34P2GCR	\$408	DS-3RST	No	1.25	10.8	30	81.5	1.1	
	1200	575	143TC	U34P3G14C	\$585	DS-3RST	Rigid	1.25	12.1	30	82.5	1.3	
	1200	208-230/460	56C	U34S3ACR	\$449	DS-3RST	No	1.15	12.8	32	-	3.4-3.4/1.7	
	1200	575	56C	U34P3GC	\$585	DS-3RST	Rigid	1.25	12.1	30	82.5	1.3	
1200	575	56C	U34P3GCR	\$566	DS-3RST	No	1.25	12.1	30	82.5	1.3		
1	3600	208-230/460	56C	U1P1DC	\$503	DS-3RST	Rigid	1.25	13.1	30	81.5	3.6-3.2/1.6	03
	3600	208-230/460	56C	U1P1DCR	\$488	DS-3RST	No	1.25	13.1	30	81.5	3.6-3.2/1.6	03
	3600	208-230/460	56J	EE516B	\$365	DS-3RST	No	1.40	11.2	17	77.0	4.4-4.2/2.1	98
	3600	208-230/460	56J	EE516	\$350	DS-3RST	No	1.40	11.2	28	77.0	4.4-4.2/2.1	98
	3600	575	56C	U1P1GCR	\$488	DS-3RST	No	1.25	10.8	30	80.0	1.3	
	3600	575	56C	U1P1GC	\$503	DS-3RST	No	1.25	13.1	50	81.5	1.3	
	1800	208-230/460	143TC	U1P2DC	\$503	DS-3RST	Rigid	1.25	13.1	30	85.5	0-3.4/1.7	03
	1800	208-230/460	143TC	U1P2DCR	\$488	DS-3RST	No	1.25	12.1	30	85.5	0-3.4/1.7	03
	1800	575	143TC	U1P2GC	\$503	DS-3RST	Rigid	1.25	13.1	30	85.5	1.3	
	1800	575	143TC	U1P2GCR	\$488	DS-3RST	No	1.25	13.1	30	85.5	1.3	
	1800	208-230/460	56J	EE684	\$357	DS-3RST	Removeable	1.15	13.4	26	85.5	3.6-3.7/1.8	03,98
	1800	208-230/460	56C	U1P2DFC	\$440	DS-3RST	Rigid	1.25	13.1	30	85.5	3.7-3.4/1.7	03
	1800	208-230/460	56C	U1P2DFCR	\$425	DS-3RST	No	1.25	13.1	30	85.5	3.7-3.4/1.7	03
	1800	575	56C	U1P2GFC	\$440	DS-3RST	Rigid	1.25	13.1	30	85.5	1.3	03
1800	575	56C	U1P2GFCR	\$425	DS-3RST	No	1.25	13.1	30	85.5	1.3		

Note 03 60/50 Hz rated with no derate on HP; 230/460 volt 60 Hz ratings operate on 190/380 volt 50 Hz; 460V 60 Hz ratings operate on 380V 50 Hz; Full 60 & 50 Hz data on Nameplate

Note 16 Motors marked 208-230/460 volts may not meet all NEMA (MG-1) performance standards when operated at 208 volts

Note 98 50/60 Hz Motor

# Special Application Commercial Pump Three Phase Totally Enclosed Fan Cooled (TEFC) C-Face



(continued)

HP	RPM	Voltage	Frame	Catalog Number	List	Discount Symbol	Base (Feet)	SF	"C" Dim. (inches)	Ship Wt. (lbs)	Full Load Eff.	Max Amps	Notes	
1	1200	208-230/460	145TC	U1P3DC	\$655	DS-3RST	Rigid	1.25	13.1	35	82.5	4.3-4/2	03	
	1200	575	145TC	U1P3GC	\$655	DS-3RST	Rigid	1.25	13.1	35	82.5	1.6		
	1200	208-230/460	56C	U1P3DFC	\$655	DS-3RST	Rigid	1.25	13.1	30	82.5	4.3-4/2	03	
	1200	575	56C	U1P3GFC	\$655	DS-3RST	Rigid	1.25	13.1	30	82.5	1.6		
	1200	575	56C	U1P3GFCR	\$655	DS-3RST	No	1.25	13.4	35	82.5	1.6		
1 1/2	3600	200	143TC	U32P1HC	\$567	DS-3RST	Rigid	1.25	13.1	30	84.0	5.4		
	3600	208-230/460	143TC	U32P1DC	\$567	DS-3RST	Rigid	1.25	13.1	30	84.0	5.3-4.7/2.4	03	
	3600	208-230/460	143TC	U32P1A14CR	\$552	DS-3RST	No	1.15	11.9	32	84.0	4.9-5.2/2.6		
	3600	575	143TC	U32P1GC	\$567	DS-3RST	Rigid	1.25	13.1	30	84.0	1.9		
	3600	575	143TC	U32P1GCR	\$647	DS-3RST	No	1.25	13.1	30	84.0	1.9		
	3600	208-230/460	56C	U32P1DFC	\$500	DS-3RST	Rigid	1.25	13.1	30	84.0	5.3-4.7/2.4	03	
	3600	208-230/460	56J	EE661B	\$405	DS-3RST	Rigid	1.30	12.9	37	84.0	4.9-4.6/2.4	98	
	3600	208-230/460	56C	T32P1ACR	\$485	DS-3RST	No	1.15	12.3	32	84.0	4.9-5.2/2.6		
	3600	208-230/460	56J	EE661	\$390	DS-3RST	No	1.30	12.9	34	84.0	4.9-4.6/2.4	98	
	3600	208-230/460	56C	T32S1ACR	\$385	DS-3RST	No	1.15	11.9	27	80.0	4.8/2.4	LA	
	3600	575	56C	U32P1GFC	\$567	DS-3RST	Rigid	1.25	13.1	30	84.0	1.9		
	3600	575	56C	U32P1GFRCR	\$647	DS-3RST	No	1.25	13.1	30	84.0	1.9		
	1800	200	145TC	U32P2HC	\$549	DS-3RST	Rigid	1.25	13.1	35	86.5	5.7		
	1800	208-230/460	145TC	U32P2DC	\$549	DS-3RST	Rigid	1.15	13.1	35	86.5	5.4-5/2.4	03	
	1800	208-230/460	145TC	U32P2DCR	\$534	DS-3RST	No	1.15	13.1	35	86.5	5.4-5/2.4	03	
	1800	575	145TC	U32P2GC	\$549	DS-3RST	Rigid	1.25	13.1	35	86.5	2		
	1800	575	145TC	U32P2GCR	\$534	DS-3RST	No	1.25	13.1	35	86.5	2		
	1800	208-230/460	56C	U32P2DFC	\$442	DS-3RST	Rigid	1.25	13.1	30	86.5	5.4-5/2.5	03	
	1800	208-230/460	56J	EE694	\$426	DS-3RST	Rigid	1.15	13.9	26	86.5	4.9-4.9/2.5	03,98	
	1800	208-230/460	56C	U32P2DFCR	\$426	DS-3RST	No	1.25	13.1	30	86.5	5.4-5/2.5	03	
	1800	575	56C	U32P2GFC	\$442	DS-3RST	Rigid	1.25	13.1	30	86.5	2	03	
	1800	575	56C	U32P2GFRCR	\$426	DS-3RST	No	1.25	13.1	30	86.5	2		
	1200	208-230/460	182TC	U32P3DC	\$845	DS-3AL	Rigid	1.25	16.2	60	87.5	0-5.5/2.7	03	
	1200	575	182TC	U32P3GC	\$845	DS-3AL	Rigid	1.25	16.2	60	87.5	2.2		
	2	3600	208-230/460	145TC	U2P1DC	\$604	DS-3RST	Rigid	1.25	13.1	35	86.5	6.8-6/3	03
3600		575	145TC	U2P1GC	\$604	DS-3RST	Rigid	1.25	13.1	35	86.5	2.4		
3600		208-230/460	56C	U2P1DFC	\$491	DS-3RST	Rigid	1.25	13.1	30	86.5	6.8-6/3	03	
3600		208-230/460	56J	EE706B	\$480	DS-3RST	Rigid	1.25	13.4	39	85.5	5.4-5.1/2.6	98	
3600		208-230/460	56J	EE706	\$465	DS-3RST	No	1.25	13.4	36	85.5	6.6-6.1/3.1	98	
3600		208-230/460	56C	T2P1ACR	\$529	DS-3RST	No	1.15	13.6	35	85.5	7.1-6.0/3.0	04,16	
3600		575	56C	U2P1GFC	\$496	DS-3RST	Rigid	1.25	13.1	30	86.5	2.4		
3600		575	56C	U2P1GFRCR	\$479	DS-3RST	No	1.25	13.1	30	86.5	2.4		
1800		208-230/460	145TC	U2P2DC	\$593	DS-3RST	Rigid	1.15	13.1	35	86.5	0-6.3/3.1	03	
1800		208-230/460	145TC	U2P2DCR	\$578	DS-3RST	No	1.25	13.1	35	86.5	7.2-6.7/3.3	03	
1800		575	145TC	U2P2GC	\$593	DS-3RST	Rigid	1.25	13.1	35	86.5	2.7		
1800		575	145TC	U2P2GCR	\$578	DS-3RST	No	1.25	13.1	35	86.5	2.7		
1800		208-230/460	56C	U2P2DFC	\$484	DS-3RST	Rigid	1.25	13.1	30	86.5	7.2-6.7/3.3	03	
1800		208-230/460	56J	EE2156	\$470	DS-3RST	Rigid	1.15	14.4	37	86.5	6.5-6.6/3.3	03,98	
1800		208-230/460	56C	U2P2DFCR	\$467	DS-3RST	No	1.25	13.1	30	86.5	7.2-6.7/3.3	03	
1800		575	56C	U2P2GFC	\$484	DS-3RST	Rigid	1.25	13.9	50	85.5	3	04,16	
1200		208-230/460	184TC	U2P3DC	\$930	DS-3AL	Rigid	1.25	16.9	70	88.5	0-7.2/3.6	03	
1200		575	184TC	U2P3GC	\$930	DS-3AL	Rigid	1.25	16.2	70	88.5	2.9		
3		3600	208-230/460	145TC	U3P1AFC	\$600	DS-3RST	Rigid	1.25	13.1	35	86.5	9.4-9.1/4.5	03,14
		3600	208-230/460	145TC	U3P1A14CR	\$575	DS-3RST	No	1.25	13.9	34	86.5	8.7/4.3	04,16
	3600	575	145TC	U3P1G14C	\$600	DS-3RST	Rigid	1.25	13.1	35	86.5	3.6		
	3600	575	145TC	U3P1GCR	\$568	DS-3RST	No	1.25	13.1	35	86.5	3.6		
	3600	208-230/460	182TC	U3P1DC	\$860	DS-3AL	Rigid	1.25	16.2	50	87.5	0-9.4/4.7	03	
	3600	208-230/460	182TCH	U3P1DK	\$860	DS-3AL	Rigid	1.25	16.2	50	87.5	0-9.4/4.7	03	
	3600	575	182TC	U3P1GC	\$860	DS-3AL	Rigid	1.25	16.2	60	87.5	3.8		
	3600	208-230/460	56C	U3P1DFC	\$568	DS-3RST	Rigid	1.25	13.1	30	86.5	9.4-9.1/4.5	03	
	3600	208-230/460	56J	EE707B	\$527	DS-3RST	Rigid	1.15	13.9	42	86.5	9.1-8.2/4.2		
	3600	208-230/460	56C	T3P1ACR	\$583	DS-3RST	No	1.15	14.1	40	86.5	7.7/3.9		
	3600	208-230/460	56J	EE707	\$512	DS-3RST	No	1.15	14.4	42	86.5	9.1-8.2/4.2		
	3600	575	56C	U3P1GFC	\$568	DS-3RST	Rigid	1.25	13.1	30	86.5	3.6		
	3600	575	56C	U3P1GFRCR	\$551	DS-3RST	No	1.25	13.1	30	86.5	3.6		
	1800	208-230/460	182TC	U3P2DC	\$772	DS-3AL	Rigid	1.25	16.2	70	89.5	0-9.5/4.7	03	
	1800	208-230/460	182TCH	U3P2DK	\$772	DS-3AL	Rigid	1.25	16.2	60	89.5	0-9.5/4.7	03	
	1800	208-230/460	182TC	S3P2AC	\$637	DS-3RST	Rigid	1.15	15.9	85	89.5	9.6-8.8/4.4	04,16	
	1800	208-230/460	182TC	S3P2ACR	\$607	DS-3RST	No	1.15	15.9	60	89.5	9.6-8.8/4.4	04,16	
	1800	575	182TC	U3P2GC	\$772	DS-3AL	Rigid	1.25	16.2	60	89.5	3.8		
	1800	575	182TC	S3P2GC	\$637	DS-3RST	Rigid	1.15	15.9	60	89.5	3.5	04	
	1800	575	182TC	S3P2GCR	\$607	DS-3RST	No	1.15	15.9	60	89.5	3.5	04	
	1200	208-230/460	213TC	U3P3DC	\$1,150	DS-3AL	Rigid	1.15	18.8	110	89.5	0-10.5/4.9	03	

Note 03 60/50 Hz rated with no derate on HP; 230/460 volt 60 Hz ratings operate on 190/380 volt 50 Hz, 460V 60 Hz ratings operate on 380V 50 Hz; Full 60 & 50 Hz data on Nameplate

Note 04 On 60 Hertz Sine Wave power


Note 14 NEMA® Design A

Note 16 Motors marked 208-230/460 volts may not meet all NEMA (MG-1) performance standards when operated at 208 volts

Note 98 50/60 Hz Motor

Note LA Limited Availability

## Special Application Commercial Pump Three Phase Totally Enclosed Fan Cooled (TEFC) C-Face



(continued)

HP	RPM	Voltage	Frame	Catalog Number	List	Discount Symbol	Base (Feet)	SF	"C" Dim. (inches)	Ship Wt. (lbs)	Full Load Eff.	Max Amps	Notes
5	3600	208-230/460	184TC	U5P1DC	\$1,056	DS-3AL	Rigid	1.15	16.2	75	88.5	0-13.8/6.9	03
	3600	208-230/460	184TCH	U5P1DK	\$1,056	DS-3AL	Rigid	1.15	16.2	75	88.5	0-13.8/6.9	03
	3600	208-230/460	184TC	S5P1AC	\$752	DS-3RST	Rigid	1.15	15.9	65	88.5	16-14/7	04,16
	3600	208-230/460	184TC	S5P1ACR	\$722	DS-3RST	No	1.15	15.9	70	88.5	16-14/7	04,16
	3600	575	184TC	S5P1GC	\$752	DS-3RST	Rigid	1.15	15.9	70	88.5	5.6	04
	3600	575	184TC	U5P1GC	\$1,056	DS-3AL	Rigid	1.25	16.2	70	88.5	6.1	
	3600	575	184TC	S5P1GCR	\$722	DS-3RST	No	1.15	15.9	70	88.5	5.6	04
	1800	200	184TCH	U5P2HK	\$882	DS-3AL	Rigid	1.25	16.9	80	89.5	17.6	03
	1800	208-230/460	184TC	U5P2DC	\$882	DS-3AL	Rigid	1.25	16.9	80	90.2	17.4-15.3/7.7	03
	1800	208-230/460	184TCH	U5P2DK	\$882	DS-3AL	Rigid	1.25	16.9	80	90.2	17.4-15.3/7.7	03
	1800	208-230/460	184TC	S5P2AC	\$752	DS-3RST	Rigid	1.15	15.9	110	89.5	0-14.1/7	04,16
	1800	208-230/460	184TC	S5P2ACR	\$722	DS-3RST	No	1.15	15.9	70	89.5	15.7-14.1/7	04,16
	1800	575	184TC	U5P2GC	\$882	DS-3AL	Rigid	1.25	16.9	70	89.5	6.2	
	1800	575	184TC	S5P2GC	\$752	DS-3RST	Rigid	1.15	15.9	70	89.5	5.6	04
1800	575	184TC	S5P2GCR	\$722	DS-3RST	No	1.15	15.9	70	89.5	5.6	04	
1200	208-230/460	215TC	U5P3DC	\$1,597	DS-3AL	Rigid	1.25	20.3	135	90.2	0-16.8/8.4	03	
1200	575	215TC	U5P3GC	\$1,597	DS-3AL	Rigid	1.25	20.3	135	89.5	6.7		
7 1/2	3600	208-230/460	213TC	S7P1AC	\$996	DS-3RST	Rigid	1.15	19.4	116	89.5	23.4-20.5/10.3	04,16
	3600	208-230/460	213TC	U7P1DC	\$1,306	DS-3AL	Rigid	1.25	18.8	105	91.0	0-22.3/11.2	03
	3600	208-230/460	213TC	S7P1ACR	\$951	DS-3RST	No	1.15	19.4	105	89.5	23.4-20.5/10.3	04,16
	3600	575	213TC	U7P1GC	\$1,306	DS-3AL	Rigid	1.25	18.8	105	89.5	9.3	
	3600	575	213TC	S7P1GC	\$996	DS-3RST	Rigid	1.15	19.4	105	89.5	8.3	04,16
	3600	575	213TC	S7P1GCR	\$951	DS-3RST	No	1.15	19.4	105	89.5	8.3	04
	1800	208-230/460	213TC	U7P2DC	\$1,192	DS-3AL	Rigid	1.25	19.1	105	91.7	0-22.5/11.3	03
	1800	208-230/460	213TC	S7P2AC	\$956	DS-3RST	Rigid	1.15	19.4	90	91.7	23.1-20.7/10.4	04,16
	1800	208-230/460	213TC	S7P2ACR	\$911	DS-3RST	No	1.15	19.4	105	91.7	23.1-20.7/10.4	04,16
	1800	575	213TC	S7P2GC	\$956	DS-3RST	Rigid	1.15	19.4	105	91.7	8.3	04,16
	1800	575	213TC	U7P2GC	\$1,192	DS-3AL	Rigid	1.25	18.8	105	91.7	9	
	1800	575	213TC	S7P2GCR	\$911	DS-3RST	No	1.15	19.4	105	91.7	8.3	04
	1200	208-230/460	254TC	U7P3DC	\$2,147	DS-3AL	Rigid	1.25	23.9	180	91.0	0-23.1/11.6	03
	1200	575	254TC	U7P3GC	\$2,147	DS-3AL	Rigid	1.25	24.0	180	91.0	9.3	
10	3600	208-230/460	215TC	U10P1DC	\$1,511	DS-3AL	Rigid	1.25	20.3	125	91.0	35-29.8/14.9	03
	3600	208-230/460	215TC	S10P1AC	\$1,142	DS-3RST	Rigid	1.15	19.4	131	90.2	0-27.2/13.6	04,16
	3600	208-230/460	215TC	S10P1ACR	\$1,097	DS-3RST	No	1.15	19.4	120	90.2	31-27.2/13.6	04,16
	3600	575	215TC	U10P1GC	\$1,511	DS-3AL	Rigid	1.25	20.1	125	91.7	11.9	
	3600	575	215TC	S10P1GC	\$1,142	DS-3RST	Rigid	1.15	19.4	120	90.2	10.9	04,16
	3600	575	215TC	S10P1GCR	\$1,097	DS-3RST	No	1.15	19.4	120	90.2	10.9	04
	1800	208-230/460	215TC	U10P2DC	\$1,416	DS-3AL	Rigid	1.25	20.3	133	91.7	0-30/15	03
	1800	208-230/460	215TC	S10P2AC	\$1,176	DS-3RST	Rigid	1.15	19.4	120	91.7	31-27.5/13.8	04,16
	1800	208-230/460	215TC	S10P2ACR	\$1,131	DS-3RST	No	1.15	19.4	120	91.7	31-27.5/13.8	04,16
	1800	575	215TC	U10P2GC	\$1,416	DS-3AL	Rigid	1.25	20.3	133	91.7	12	
	1800	575	215TC	S10P2GC	\$1,176	DS-3RST	Rigid	1.15	19.4	120	91.7	11	04,16
	1800	575	215TC	S10P2GCR	\$1,131	DS-3RST	No	1.15	19.4	120	91.7	11	04
	1200	208-230/460	256TC	U10P3DC	\$2,558	DS-3AL	Rigid	1.25	25.8	230	91.7	0-31/15.3	03
	15	3600	208-230/460	215TC	U15P1DFC	\$1,812	DS-3AL	Rigid	1.25	20.3	120	91.0	0-45/22.5
3600		208-230/460	254TC	U15P1DC	\$2,174	DS-3AL	Rigid	1.25	24.0	180	91.0	0-44/22.2	02,03
3600		575	254TC	U15P1GC	\$2,174	DS-3AL	Rigid	1.25	24.0	185	91.0	17.9	
1800		208-230/460	254TC	U15P2DC	\$1,973	DS-3AL	Rigid	1.15	23.9	180	92.4	0-42/21	03
20	3600	208-230/460	256TC	U20P1DC	\$2,650	DS-3AL	Rigid	1.25	25.6	230	91.0	0-59/29.7	02,03
	3600	575	256TC	U20P1GC	\$2,650	DS-3AL	Rigid	1.25	25.8	230	91.0	23.9	02
	1800	208-230/460	256TC	U20P2DC	\$2,391	DS-3AL	Rigid	1.25	25.8	230	93.0	0-60/29.8	03
25	3600	208-230/460	284TC	U25P1DC	\$3,268	DS-3AL	Rigid	1.25	28.3	250	91.7	0-74/37	03
	1800	208-230/460	284TC	U25P2DC	\$2,890	DS-3AL	Rigid	1.25	28.3	280	93.6	0-74/37	03
30	1800	208-230/460	286TC	U30P2DC	\$3,333	DS-3AL	Rigid	1.25	28.4	325	93.6	92-91/45	03

Note 02 Suitable for Wye-Delta start on voltages shown  
 Note 03 60/50 Hz rated with no derate on HP; 230/460 volt 60 Hz ratings operate on 190/380 volt 50 Hz, 460V 60 Hz ratings operate on 380V 50 Hz; Full 60 & 50 Hz data on Nameplate

Note 04 On 60 Hertz Sine Wave power  
 Note 16 Motors marked 208-230/460 volts may not meet all NEMA (MG-1) performance standards when operated at 208 volts



# Special Application Commercial Pump Three Phase Open Drip Proof (ODP) C-Face



## APPLICATIONS:

For use on chiller, condensate, and other HVAC duty pumps, booster and irrigation pumps, dishwasher and part washer pumps, watering and de-watering pumps, and other commercial duty pumping applications.

## FEATURES:

- "CE" Mark On Nameplate (140 Frame and Larger)
- Double Sealed Ball Bearings On All 56 Frame Commercial Duty Pump Motors;
- Double Shielded Ball Bearings On All Others
- Continuous Duty
- 60 Hertz & 60/50 Hertz
- 50/60 Hertz Motors have 1.0 Service Factor on 50 Hertz
- 40°C Ambient
- Suitable for Wye-Delta Start 250-Frame and Larger
- NEMA® 'C' Flange Mounting
- Shaft Threads for 56J Mount: 7/16-20 UNC-2A
- Premium 303 S.S. on 56J; Mount & Carbon Steel on All Others

HP	RPM	Voltage	Frame	Catalog Number	List	Discount Symbol	Base (Feet)	SF	"C" Dim. (inches)	Ship Wt. (lbs)	NEMA Nom. Eff.	Max Amps	Notes
1/2	3600	208-230/460	56J	EE155B	\$256	DS-3F	Rigid	1.60	10.9	21	-	2.6-2.4/1.2	98
	3600	208-230/460	56J	EE155	\$371	DS-3F	No	1.60	10.9	20	-	2.6-2.4/1.2	98
	3600	208-230/460	56C	EE254	\$244	DS-CPMP	No	1.60	10.8	15	-	2.8-2.7/1.35	98
	3600	575	56J	EE155-5	\$263	DS-CPMP	No	1.60	11.3	16	-	1.1	
3/4	3600	208-230/460	56J	EE446B	\$454	DS-3F	Rigid	1.50	10.9	20	-	3.7-3.6/1.8	98
	3600	208-230/460	56J	EE446	\$449	DS-3F	No	1.50	10.9	19	-	3.7-3.6/1.8	98
	3600	208-230/460	56C	EE508	\$444	DS-3F	No	1.50	11.3	20	-	3.8-3.6/1.8	98
1	3600	208-230/460	56J	EE506B	\$474	DS-3F	Rigid	1.40	11.9	22	-	4.4-4.2/2.1	98
	3600	208-230/460	56C	EE511B	\$469	DS-3F	Rigid	1.40	11.6	26	-	4.6-4.6/2.3	
	3600	208-230/460	56J	EE506	\$469	DS-3F	No	1.40	11.9	22	-	4.4-4.2/2.1	98
	3600	208-230/460	56C	EE511	\$464	DS-3F	No	1.40	11.6	17	-	4.6-4.6/2.3	98
	3600	575	56J	EE506-5	\$177	DS-CPMP	No	1.40	12.1	19	-	2.4	
	1800	208-230/460	143TC	D1P2DC	\$474	DS-3E	Removeable	1.15	13.3	30	85.5	3.5-3.3/1.7	
	1800	208-230/460	56HC	D1P2AHC	\$433	DS-3E	Rigid	1.15	12.4	26	83.5	3.7-3.4/1.7	
1 1/2	3600	208-230/460	143TC	D32P1DC	\$505	DS-3E	Removeable	1.15	13.3	30	84.0	4.7-4.3/2.1	
	3600	208-230/460	56J	EE607B	\$546	DS-3F	Rigid	1.30	12.4	18	-	6.0-5.8/2.9	
	3600	208-230/460	56HC	D32P1AHC	\$500	DS-3E	Rigid	1.15	11.9	32	84.0	4.9/2.4	
	3600	208-230/460	56J	EE607	\$541	DS-3F	No	1.30	12.4	17	-	6.0-5.8/2.9	98
	3600	208-230/460	56C	EE609	\$537	DS-3F	No	1.00	11.4	28	82.5	5.8/2.9	98
	3600	575	56J	EE607-5	\$349	DS-CPMP	No	1.00	11.9	30	82.5	1.9	
	1800	208-230/460	145TC	D32P2DC	\$499	DS-3E	Removeable	1.15	13.3	35	86.5	5-4.6/2.3	
	1800	208-230/460	56C	EE930	\$352	DS-CPMP	No	1.15	12.6	15	-	5.4-4.8/2.4	98
2	3600	208-230/460	145TC	D2P1DC	\$551	DS-3E	Removeable	1.15	12.8	35	85.5	6.2-5.6/2.8	
	3600	208-230/460	56HC	D2P1AHC	\$494	DS-3E	Rigid	1.15	11.9	32	85.5	6.3-5.8/2.9	
	3600	208-230/460	56J	EE733B	\$715	DS-3F	Rigid	1.20	12.9	26	-	6.8-6.4/3.2	98
	3600	208-230/460	56C	EE612B	\$402	DS-CPMP	Rigid	1.15	11.9	30	85.5	6.3-5.7/2.9	98
	3600	208-230/460	56J	EE733	\$710	DS-3F	No	1.20	12.9	25	-	6.8-6.4/3.2	
	3600	208-230/460	56C	EE612	\$705	DS-3F	No	1.15	11.9	93	85.5	6.3-5.7/2.9	98
	3600	575	56J	EE733-5	\$719	DS-3F	No	1.20	12.4	25	85.5	2.6	
	1800	208-230/460	145TC	D2P2DC	\$548	DS-3E	Removeable	1.15	12.8	35	86.5	6.6-6.2/3.1	
3	3600	208-230/460	145TC	D3P1DC	\$566	DS-3E	Removeable	1.15	13.3	35	85.5	9.5-8.4/4.2	
	3600	208-230/460	56J	EE734B	\$785	DS-3F	Rigid	1.15	14.0	35	-	9.6-9.4/4.7	
	3600	208-230/460	56C	EE736	\$775	DS-3F	No	1.15	11.4	38	87.5	9-8.4/4.2	
	3600	208-230/460	56J	EE734	\$780	DS-3F	No	1.15	13.9	17	-	9.6-9.4/4.7	
	3600	575	56J	EE734-5	\$790	DS-3F	No	1.15	13.4	25	87.5	3.4	
	1800	208-230/460	182TC	D3P2DC	\$582	DS-3E	Rigid	1.15	14.3	50	90.2	9.4-8.6/4.3	
5	3600	208-230/460	182TC	D5P1DC	\$603	DS-3E	Rigid	1.15	14.3	50	86.5	16.1-14.6/7.3	
	3600	208-230/460	56J	EE833B	\$850	DS-3F	Rigid	1.00	14.9	35	88.5	13.7-13.0/6.5	
	1800	208-230/460	184TC	D5P2DC	\$627	DS-3E	Rigid	1.15	15.8	60	89.5	15.9-14.1/7.1	

Note 98 50/60 Hz Motor



## Special Application Commercial Pump Three Phase Open Drip Proof (ODP) C-Face



(continued)

HP	RPM	Voltage	Frame	Catalog Number	List	Discount Symbol	Base (Feet)	SF	"C" Dim. (inches)	Ship Wt. (lbs)	NEMA Nom. Eff.	Max Amps	Notes
7 1/2	3600	208-230/460	184TC	D7P1DC	\$942	DS-3E	Rigid	1.15	15.8	60	88.5	23.8-20.8/10.4	
	1800	208-230/460	213TC	D7P2DC	\$917	DS-3E	Rigid	1.15	16.8	100	91.0	23.3-21/10.5	
10	3600	208-230/460	213TC	D10P1DC	\$1,101	DS-3E	Rigid	1.15	16.8	100	90.2	32-28/14	
	1800	208-230/460	215TC	D10P2DC	\$1,116	DS-3E	Rigid	1.15	18.3	110	92.4	30-27.2/13.6	
15	3600	208-230/460	215TC	D15P1DC	\$1,513	DS-3E	Rigid	1.15	18.3	100	90.2	0-42/20.8	
	1800	230/460	254TC	D15P2EC	\$1,526	DS-3E	Rigid	1.15	19.6	150	93.0	37/18.3	02,03
20	3600	230/460	254TC	D20P1EC	\$1,831	DS-3E	Rigid	1.15	19.6	150	91.7	46/23.1	02,03
	1800	230/460	256TC	D20P2EC	\$1,957	DS-3E	Rigid	1.15	20.8	160	93.0	47/23.6	
25	3600	230/460	256TC	D25P1EC	\$2,394	DS-3E	Rigid	20.8	160	91.7	57/28.7	02,03	02,03
	1800	208-230/460	284TC	D25P2DC	\$2,446	DS-3E	Rigid	1.15	24.9	300	93.6	75-67/33	02,03
30	3600	208-230/460	284TSC	D30P1DSC	\$2,869	DS-3E	Rigid	1.15	23.5	300	92.4	94-80/40	02,03
	1800	208-230/460	286TC	D30P2DC	\$2,861	DS-3E	Rigid	1.15	24.9	350	94.1	89-79/40	02,03
40	3600	208-230/460	286TSC	D40P1DSC	\$3,115	DS-3E	Rigid	1.15	23.5	250	93.0	124-106/53	02,03
	1800	208-230/460	324TC	D40P2DC	\$3,424	DS-3E	Rigid	1.15	27.3	385	94.1	118-105/52	02,03
50	3600	208-230/460	324TSC	D50P1DSC	\$3,778	DS-3E	Rigid	1.15	25.8	385	93.0	153-136/68	02,03
	1800	208-230/460	326TC	D50P2DC	\$3,921	DS-3E	Rigid	1.15	27.3	460	94.5	147-130/65	02,03
60	3600	208-230/460	326TSC	D60P1DSC	\$5,004	DS-3E	Rigid	1.15	25.8	460	93.6	180-157/78	02,03

Note 02 Suitable for Wye-Delta start on voltages shown

Note 03 60/50 Hertz rated with no derate on HP; 230/460 volt 60 Hz ratings operate on 190/380 volt 50 Hz, 460V 60 Hz ratings operate on 380V 50 Hz; Full 60 & 50 Hz data on Nameplate

# Special Application Commercial Pump Single Phase Totally Enclosed Fan Cooled (TEFC) C-Face



## APPLICATIONS:

For use on chiller, condensate, and other HVAC duty pumps, booster and irrigation pumps, dishwasher and part washer pumps, watering and de-watering pumps, and other commercial duty pumping applications.

## FEATURES:

- Double Sealed Ball Bearings
- Class B Insulation, Continuous Duty, 40°C Ambient
- Shaft Threads for 56J Mount: 7/16-20 UNC-2A
- 50/60 Hertz Motors have 1.0 Service Factor on 50 Hertz
- F1 Assembly
- Reversible Rotation
- Capacitor Start, Induction Run

HP	RPM	Voltage	Frame	Catalog Number	List	Discount Symbol	Base (Feet)	SF	"C" Dim. (inches)	Ship Wt. (lbs)	NEMA Nom. Eff	Max Amps	Notes
1/6	1200	115/208-230	56C	6182	\$598	DS-3FMP	No	1.15	11.5	17	52.6	4.5/2.2-2.2	23,LA
1/4	1800	115/208-230	56C	T14C2JC	\$390	DS-3F	Rigid	1.15	11.1	22	58.9	6.6/3.0-3.3	25
	1800	115/208-230	56C	T14C2JCR	\$330	DS-3F	No	1.15	11.0	22	58.9	6.6/3.0-3.3	25
1/3	3600	115/208-230 & 110/220	56J	EU01	\$341	DS-3FMP	Removable	1.15	11.9	23	72.5	7.0/3.5-3.5	24,98
	3600	115/208-230 & 110/220	56C	EC01B	\$334	DS-3FMP	Rigid	1.15	11.4	23	71.9	7.0/3.5-3.5	98
	3600	115/208-230 & 110/220	56C	EC01	\$332	DS-3FMP	No	1.15	11.4	22	72.5	7.0/3.5-3.5	24,98
	1800	115/230	42CZ	T13C2P42ZCR	\$394	DS-3FMP	No	1.00	11.6	21	62.3	6.2/3.1	25
	1800	115/208-230	56J	EU02	\$349	DS-3FMP	Removable	1.15	11.1	24	61.4	7.2/3.4-3.6	
	1800	115/208-230	56C	T13C2JC	\$380	DS-3F	Rigid	1.15	11.0	19	-	7.2/3.3-3.6	25
	1800	115/208-230	56C	T13CA2JCR	\$380	DS-3FMP	No	1.15	11.0	22	-	7.2/3.3-3.6	24
	1800	115/208-230	56C	T13C2JCR	\$380	DS-3F	No	1.15	11.0	22	-	7.2/3.3-3.6	25
1/2	3600	115/208-230	56C	T12CA1JCR	\$358	DS-3FMP	No	1.15	12.0	18	72.9	8.5/4.2-4.3	24
	3600	115/208-230 & 110/220	56J	EU03	\$368	DS-3FMP	Removable	1.15	11.9	27	74.8	8.4/4.3-4.2	24,98
	3600	115/208-230 & 110/220	56C	EC03B	\$363	DS-3FMP	Rigid	1.15	11.0	28	74.8	8.4/4.3-4.2	24,98
	3600	115/208-230 & 110/220	56C	EC03	\$358	DS-3FMP	No	1.15	11.4	23	74.8	8.4/4.3-4.2	24,98
	1800	100-120 & 200-240	56C	6212	\$565	DS-3FMP	Rigid	1.25	12.0	25	77.1	7.7-6.7/3.8-3.3	18,24,98
	1800	100-120 & 200-240	56C	T12C2ZCR	\$592	DS-3FMP	No	1.25	12.0	25	77.1	7.7-6.7/3.8-3.3	18,25,98
	1800	115/208-230	56J	EU04	\$498	DS-3FMP	Removable	1.15	11.3	35	70.2	8.8/4.3-4.4	24,98
	1800	115/208-230	56C	T12C2JC	\$482	DS-3FMP	Rigid	1.15	11.4	32	60.7	9.2/4.3-4.6	25
	1800	115/208-230	56C	EC04	\$339	DS-CPMP	No	1.15	10.9	25	70.2	8.8/4.3-4.4	
	1800	115/208-230	56C	T12CA2JCR	\$496	DS-3FMP	No	1.15	11.4	32	60.7	9.2/4.3-4.6	24
	1800	115/208-230	56C	T12CM2JCR	\$462	DS-3FMP	No	1.15	11.4	32	60.7	9.2/4.3-4.6	23
	1800	115/208-230	56C	T12C2JCR	\$439	DS-3FMP	No	1.15	12.4	32	60.7	9.2/4.3-4.6	25
1200	115/208-230	56C	T12C3JCR	\$828	DS-3FMP	No	1.15	12.4	32	67.3	10.6/5.1-5.3	25	
3/4	3600	115/208-230	56C	T34C1JC	\$417	DS-3FMP	Rigid	1.15	11.9	32	67.8	12.1/6.3-6.1	25
	3600	115/208-230	56C	T34CA1JCR	\$451	DS-3FMP	No	1.15	11.9	32	67.8	12.1/6.3-6.1	24
	3600	115/208-230 & 110/220	56J	EU05	\$458	DS-3FMP	Removable	1.15	12.4	42	79.4	10.8/5.7-5.4	24,98
	3600	115/208-230 & 110/220	56C	EC06	\$448	DS-3FMP	No	1.15	11.9	26	79.4	10.8/5.7-5.4	24,98
	1800	100-120 & 200-240	56C	6214	\$691	DS-3FMP	Rigid	1.25	12.0	32	77.1	11.5-9.9/5.7-4.9	24
	1800	100-120 & 200-240	56C	T34C2ZCR	\$699	DS-3FMP	No	1.25	12.4	23	77.2	11.5-9.9/5.7-4.9	18,25,98
	1800	115/208-230	56C	T34C2JC	\$585	DS-3FMP	Rigid	1.15	11.9	32	69.0	11.8/5.7-5.9	25
	1800	115/208-230	56J	EU06	\$582	DS-3FMP	Rigid	1.25	12.4	30	77.0	9.9/5.1-4.9	24
	1800	115/208-230	56C	T34CA2JCR	\$582	DS-3FMP	No	1.15	11.9	32	69.0	11.8/5.7-5.9	24
	1800	115/208-230	56C	T34CM2JCR	\$551	DS-3FMP	No	1.15	11.9	32	69.0	11.8/5.7-5.9	23
	1800	115/208-230	56C	T34C2JCR	\$527	DS-3FMP	No	1.15	11.9	32	69.0	11.8/5.7-5.9	25
	1200	115/208-230	56C	T34C3JCR	\$932	DS-3FMP	No	1.15	13.4	28	70.0	11.4/5.4-5.7	18,25
1	3600	115/208-230	56C	T1C1JC	\$489	DS-3FMP	Rigid	1.15	12.4	26	66.7	14.2/6.9-7.1	25
	3600	115/208-230	56C	T1CA1JCR	\$524	DS-3FMP	No	1.15	12.4	32	66.7	14.2/6.9-7.1	24
	3600	115/208-230 & 110/220	56J	EU07	\$511	DS-3FMP	Removable	1.15	12.6	33	80.2	13.8/7.2-6.9	24,98
	3600	115/208-230 & 110/220	56C	EC09B	\$508	DS-3FMP	Rigid	1.15	12.1	29	80.6	13.8/7.2-6.9	24,98
	3600	115/208-230 & 110/220	56C	EC09	\$351	DS-CPMP	No	1.15	12.1	28	80.6	13.8/7.2-6.9	98
	1800	115/208-230	143TC	T1C2J14C	\$621	DS-3F	Rigid	1.15	12.4	32	70.0	14.6/6.9-7.3	25
	1800	115/208-230	143TC	T1CA2J14CR	\$677	DS-3SP	No	1.15	12.4	32	70.0	14.6/6.9-7.3	24
	1800	115/208-230	143TC	T1CM2J14CR	\$700	DS-3SP	No	1.15	12.4	32	70.0	14.6/6.9-7.3	23
	1800	115/208-230	143TC	T1C2J14CR	\$638	DS-3SP	No	1.15	12.4	32	70.0	14.6/6.9-7.3	25
	1800	100-120 & 200-240	56C	T1CA2ZC	\$730	DS-3FMP	Rigid	1.15	13.4	30	80.6	12.9-10.6/6.4-5.3	
	1800	100-120 & 200-240	56C	T1CM2ZC	\$760	DS-3FMP	Rigid	1.15	13.4	38	81.9	12.9-10.6/6.4-5.3	
	1800	115/208-230	56HC	T1C2JHC	\$621	DS-3FMP	Rigid	1.15	12.4	32	70.0	14.6/6.9-7.3	25
1800	115/208-230	56J	EU08	\$625	DS-3FMP	Rigid	1.15	12.4	30	79.4	11.2/6.1-5.7	24	

Note 18 Incorporates Run Capacitor  
 Note 23 Manual Reset Thermal Protector Overload  
 Note 24 Automatic Reset Thermal Protector Overload

Note 25 Non-protected  
 Note 98 50/60 Hertz Motor

## Special Application Commercial Pump Single Phase Totally Enclosed Fan Cooled (TEFC) C-Face



(continued)

HP	RPM	Voltage	Frame	Catalog Number	List	Discount Symbol	Base (Feet)	SF	"C" Dim. (inches)	Ship Wt. (lbs)	NEMA Nom. Eff	Max Amps	Notes	
1	1800	115/208-230	56C	T1CA2JCR	\$610	DS-3FMP	No	1.15	12.4	32	70.0	14.6/6.9-7.3	24	
	1800	115/208-230	56C	T1CM2JCR	\$633	DS-3FMP	No	1.15	12.4	32	70.0	14.6/6.9-7.3	23	
	1800	115/208-230	56C	T1C2JCR	\$571	DS-3FMP	No	1.15	12.4	32	70.0	14.6/6.9-7.3	25	
	1800	208-230/115	56C	EC10B	\$623	DS-3FMP	Rigid	1.15	12.4	37	75.9	14.2/7.5-7.1		
	1200	115/208-230	56C	T1C3JCR	\$1,011	DS-3FMP	No	1.15	13.9	44	77.9	13.9/7.4-7.0	25	
1 1/2	3600	115/208-230	143TC	T32C1J14CR	\$637	DS-3SP	No	1.15	12.9	32	78.5	16.8/8.1-8.5	25	
	3600	115/208-230	56HC	T32C1JHC	\$603	DS-3FMP	Rigid	1.15	12.9	42	78.5	16.8/8.1-8.5	25	
	3600	115/208-230	56C	T32CA1JCR	\$637	DS-3FMP	No	1.15	12.9	32	78.5	16.8/8.1-8.5	24	
	3600	115/208-230 & 110/220	56C	EC11B	\$650	DS-3FMP	Rigid	1.15	12.6	36	83.2	18.4/10.3-9.2	24,98	
	3600	115/208-230 & 110/220	56C	EC11	\$398	DS-CPMP	No	1.15	12.6	35	83.2	18.4/10.3-9.2	98	
	3600	115/208-230 & 110/220	56J	EU09	\$655	DS-3FMP	No	1.15	13.1	40	83.2	18.4/10.3-9.2	24,98	
	1800	115/208-230	145TC	T32C2J14C	\$731	DS-3F	Rigid	1.15	13.9	45	80.0	15.8/8.0-7.9	25	
	1800	115/208-230	145TC	T32C2J14CR	\$723	DS-3SP	No	1.15	13.9	47	80.0	15.8/8.0-7.9	25	
	1800	115/208-230	56J	EU10	\$731	DS-3FMP	Rigid	1.15	12.9	37	82.3	14.6/8.2-7.3	24	
	1800	115/208-230	56C	EC12B	\$729	DS-3FMP	Rigid	1.15	12.4	38	81.8	15.8/8.7-7.9	18,24	
	1800	115/208-230	56HC	T32C2JHC	\$736	DS-3FMP	Rigid	1.15	13.9	41	80.0	15.8/8.0-7.9	25	
	1800	115/208-230	56C	EC12	\$447	DS-CPMP	No	1.15	12.4	37	81.9	15.8/8.7-7.9	18	
	1800	115/208-230	56C	T32CA2JCR	\$689	DS-3FMP	No	1.15	13.9	31	80.0	15.8/8.0-7.9	24	
	1800	115/208-230	56C	T32CM2JCR	\$712	DS-3FMP	No	1.15	13.9	31	80.0	15.8/8.0-7.9	23	
	1800	115/208-230	56C	T32C2JCR	\$650	DS-3FMP	No	1.15	13.9	31	80.0	15.8/8.0-7.9	25	
	2	3600	115/208-230	145TC	T2C1J14C	\$778	DS-3FMP	Rigid	1.15	13.4	43	80.0	21.3/10.8-10.6	25
		3600	115/208-230	145C	T2C1J14CR	\$813	DS-3SP	No	1.15	12.9	34	80.0	21.3/10.8-10.6	25
		3600	208-230 & 220	56J	EU11	\$825	DS-3FMP	Removable	1.15	13.4	42	87.5	11.0-10.0	18,24,98
3600		208-230 & 220	56C	EC13B	\$780	DS-3FMP	Rigid	1.15	12.9	38	87.5	11.0-10.0	18,24,98	
3600		208-230 & 220	56C	EC13	\$815	DS-3FMP	No	1.15	12.9	37	87.6	11.0-10.0	18,24,98	
1800		115/208-230	145TC	T2C2J14C	\$846	DS-3FMP	Rigid	1.15	13.9	46	81.5	20.6/10.3-10.3	18,25	
1800		115/208-230	145TC	T2CA2J14CR	\$1,008	DS-3SP	No	1.00	14.4	40	81.5	18.9/10.3-9.4	24	
1800		115/208-230	145TC	T2C2J14CR	\$969	DS-3SP	No	1.15	13.9	46	81.5	20.6/10.3-10.3	25	
1800		115/208-230	56HC	T2C2JHC	\$846	DS-3FMP	Rigid	1.15	13.9	43	81.5	20.6/10.3-10.3	18,25	
1800		115/208-230	56C	T2CA2JCR	\$778	DS-3FMP	No	1.00	14.4	31	81.5	18.9/10.3-9.4	24	
1800		115/208-230	56C	T2CM2JCR	\$801	DS-3FMP	No	1.00	13.9	31	81.5	18.9/10.3-9.4	23	
1800		115/208-230	56C	T2C2JCR	\$739	DS-3FMP	No	1.15	13.9	31	81.5	20.6/10.3-10.3	25	
3	3600	208-230	56J	EU12	\$894	DS-3FMP	Removable	1.15	13.9	17	87.9	15.8-14.6	18,24	
	3600	208-230	56C	EC16B	\$522	DS-CPMP	Rigid	1.15	13.4	39	87.9	15.8-14.6	18	
5	3600	230	184TC	T5C1K18C	\$1,397	DS-3SP	Rigid	1.00	17.3	91	83.0	19.6	18,25	

Note 18 Incorporates Run Capacitor  
 Note 23 Manual Reset Thermal Protector Overload  
 Note 24 Automatic Reset Thermal Protector Overload

Note 25 Non-protected  
 Note 98 50/60 Hertz Motor

# Special Application Commercial Pump Single Phase Open Drip Proof (ODP) C-Face



## APPLICATIONS:

For use on chiller, condensate, and other HVAC duty pumps, booster and irrigation pumps, dishwasher and part washer pumps, watering and de-watering pumps, and other commercial duty pumping applications.

## FEATURES:

- Double Sealed Ball Bearings - Locked Drive End Bearing
- 50/60 Hertz Motors have 1.0 Service Factor on 50 Hertz
- Class B Insulation
- Continuous Duty
- 40°C Ambient
- F1 Assembly
- Reversible Rotation
- Shaft Threads for 56J Mount: 7/16-20 UNC-2A

HP	RPM	Voltage	Frame	Catalog Number	List	Discount Symbol	Base (Feet)	SF	"C" Dim. (inches)	Ship Wt. (lbs)	Max Amps	Notes
1/4	1200	115	56C	D14B3NCR	\$326	DS-3FMP	No	1.35	10.9	20	6.2	25
1/3	3600	115/208-230	56C	EC0332	\$208	DS-3FMP	No	1.75	10.8	16	8.0/4.2-4.0	24,98
	3600	115/208-230	56C	EC0332B	\$214	DS-3FMP	Rigid	1.75	10.8	17	8.0/4.2-4.0	24,98
	3600	115/208-230	56J	EU0332	\$214	DS-3FMP	No	1.75	11.3	18	8.0/4.2-4.0	24,98
	3600	115/208-230	56J	EU0332B	\$219	DS-CPMP	Removable	1.75	11.4	18	8.6/4.5-4.3	24,98
	1800	115/230	56C	D13CP2PCR	\$423	DS-3FMP	No	1.35	10.8	18	4.6/2.3	25
	1800	115/208-230	56C	D13CA2JCR	\$387	DS-3F	No	1.35	10.5	22	9.4/4.3-4.7	24,LA
	1800	115/208-230	56J	EU0334	\$280	DS-3FMP	Removable	1.35	10.6	12	8.3/4.1-4.2	24
1/2	3600	115/208-230	56C	EC0502	\$280	DS-3FMP	No	1.60	11.2	22	10.8/5.9-5.4	24,98
	3600	115/208-230	56J	EU0502	\$285	DS-3FMP	No	1.60	11.7	17	10.8/5.9-5.4	24,98
	3600	115/208-230	56J	EU0502B	\$290	DS-3FMP	Removable	1.60	11.6	18	10.4/5.1-5.2	24,98
	1800	115/230	56C	D12CP2PCR	\$497	DS-3FMP	No	1.25	10.9	22	5.9/3.0	25
	1800	115/230	56C	D12CPA2PCR	\$570	DS-3F	No	1.25	9.9	22	5.9/3.0	24
	1800	115/208-230	56C	D12CA2JCR	\$456	DS-3F	No	1.25	10.9	32	9.4/4.3-4.7	24,LA
	1800	115/208-230	56C	EC0504B	\$456	DS-3FMP	Rigid	1.25	10.4	22	10.0/5.1-5.0	24
	1800	115/208-230	56J	EU0504	\$453	DS-3FMP	Removable	1.25	10.9	29	10.0/5.1-5.0	24
	1200	115/208-230	56C	D12C3JCR	\$479	DS-3F	No	1.25	11.9	32	11.0/5.1-5.5	25,LA
3/4	3600	115/230	56C	D34CPM1PCR	\$516	DS-3FMP	No	1.25	11.4	24	8.1/4.2	23
	3600	115/208-230	56C	D34CA1JCR	\$388	DS-3FMP	No	1.25	11.4	32	12.1/6.3-6.1	24,LA
	3600	115/208-230	56C	EC0752	\$350	DS-3FMP	No	1.50	11.9	18	12.8/7.0-6.4	24,98
	3600	115/208-230	56J	EU0752B	\$359	DS-3FMP	Removable	1.50	12.1	27	14.0/7.3-7.0	24,98
	3600	115/208-230	56J	EU0752	\$355	DS-3FMP	No	1.50	12.4	23	12.8/7.0-6.4	24,98
	1800	115/230	56C	D34CP2PCR	\$610	DS-3FMP	No	1.25	11.9	29	8.2/4.1	25
	1800	115/230	56C	D34CPA2PCR	\$690	DS-3FMP	No	1.25	13.0	29	8.2/4.1	24
	1800	115/208-230	56J	EU0754	\$553	DS-3FMP	No	1.25	11.9	29	8.2/4.1	25
1	3600	115/208-230	56C	EC1002	\$404	DS-3FMP	No	1.40	12.2	20	15.4/8.5-7.7	24,98
	3600	115/230	56C	D1CPA1PCR	\$560	DS-3FMP	No	1.25	12.9	29	11.5/5.5	24
	3600	115/208-230	56J	EU1002B	\$413	DS-3FMP	Removable	1.40	12.4	29	16.2/8.6-8.1	24,98
	3600	115/208-230	56J	EU1002	\$409	DS-3FMP	No	1.40	12.7	23	15.4/8.5-7.7	24,98
	1800	115/230	56C	D1CP2PCR	\$662	DS-3FMP	No	1.15	13.0	31	9.2/4.6	25
	1800	115/208-230	56C	EC1004B	\$615	DS-3FMP	Rigid	1.15	11.6	31	16.4/8.4-8.2	24

Note 24 Automatic Reset Thermal Protector Overload  
 Note 25 Non-protected  
 Note 98 50/60 Hertz Motor  
 Note LA Limited Availability

BRAKEMOTORS  
 GENERAL PURPOSE SINGLE PHASE  
 HVAC  
 WASHDOWN  
 AGRICULTURE  
 COMMERCIAL PUMP MOTORS  
 CLOSE COUPLED PUMP MOTORS  
 FIRE PUMP MOTORS  
 POOL & SPA MOTORS  
 RESIDENTIAL WATER PUMP  
 ELEVATOR GATE & DOOR

## Special Application Commercial Pump Single Phase Open Drip Proof (ODP) C-Face



(continued)

HP	RPM	Voltage	Frame	Catalog Number	List	Discount Symbol	Base (Feet)	SF	"C" Dim. (inches)	Ship Wt. (lbs)	Max Amps	Notes
1 1/2	3600	115/208-230	56C	D32C1JCR	\$499	DS-3FMP	No	1.15	11.9	32	19.6/9.8-9.8	25, LA
	3600	115/208-230	56C	EC1502	\$490	DS-3FMP	No	1.30	12.4	33	21.8/11.3-10.9	24, 98
	3600	115/208-230	56J	EU1502	\$494	DS-3FMP	No	1.30	12.9	33	21.8/11.3-10.9	24, 98
	3600	115/208-230	56J	EU1502B	\$501	DS-3FMP	Removable	1.30	12.9	35	21.8/11.3-10.9	24, 98
	1800	115/230	56HC	D32CP2PCR	\$693	DS-3FMP	No	1.15	12.9	37	14.6/7.3	25
2	3600	115/208-230	56C	EC2002	\$618	DS-3FMP	No	1.20	12.4	32	22.2/12.2-11.1	18, 24, 98
	3600	115/208-230	56C	EC2002B	\$620	DS-3FMP	Rigid	1.20	12.4	33	22.2/12.2-11.1	18, 24, 98
	3600	115/208-230	56C	D2C1JCR	\$646	DS-3FMP	No	1.15	12.4	32	24.8/12.4-12.4	25, LA
	3600	115/208-230	56J	EU2002	\$619	DS-3FMP	No	1.20	12.9	32	22.2/12.2-11.1	18, 24, 98
	3600	115/208-230	56J	EU2002B	\$626	DS-3FMP	Removable	1.20	12.9	33	22.2/12.2-11.1	18, 24, 98
	1800	115/230	56C	D2CP2PCR	\$990	DS-3FMP	No	1.15	13.4	42	19.6/9.8	25
	1800	115/208-230	56C	D2CA2JCR	\$831	DS-3FMP	No	1.15	13.0	32	22.0/11.3-11.0	24, LA
3	3600	208-230	56C	EC3002	\$700	DS-3FMP	No	1.15	12.9	37	15.7-14.2	18, 24
	3600	208-230	56J	EU3002	\$705	DS-3FMP	No	1.15	13.4	37	15.7-14.2	18, 24
	3600	208-230	56J	EU3002B	\$710	DS-3FMP	Removable	1.15	13.4	38	15.7-14.2	18, 24

Note 18 Incorporates Run Capacitor

Note 24 Automatic Reset Thermal Protector Overload

Note 25 Non-protected

Note 98 50/60 Hertz Motor

Note LA Limited Availability



# Special Application Carbonator Pump Single Phase Open Drip Proof (ODP) Split Phase



## APPLICATIONS:

Designed end shield with extended hub and short slotted shaft for close coupling carbonator pump to motor.

## FEATURES:

- For Carbonator Duty Only
- Reversible Rotation
- Automatic Reset Thermal Overload Protector
- Threaded Conduit Hub
- All Ball Bearing Construction
- Green Ground Lead
- Special Slotted Shaft

## Resilient Base

HP	RPM	Voltage	Frame	Catalog Number	List	Discount Symbol	SF	"C" Dim. (inches)	Ship Wt. (lbs)	Full Load Amps	Notes
1/4	1800	100-120 & 200-240 V	48YZ	6001	\$202	DS-3FMP	1.00	7.7	15	4.5-4.7/2.2-2.4	61
	1800	115 V	48YZ	1004	\$145	DS-3FMP	1.00	7.7	15	5.0	61
1/3	1800	100-120 & 200-240 V	48YZ	6079	\$220	DS-3FMP	1.00	8.3	16	6.4-6.3/3.0-3.1	61
	1800	115 V	48YZ	1003	\$174	DS-3FMP	1.00	7.7	14	6.5	61
1/2	1800	115 V	48YZ	6080	\$189	DS-3FMP	1.00	8.7	16	8.4	24
	1800	120/240 V	48YZ	6078	\$265	DS-3FMP	1.00	8.7	17	7.5/3.6	61
3/4	1800	115/230 V	48YZ	872	\$310	DS-3FMP	1.00	9.7	25	10.0/4.9/9.8/4.9	61

Note 24 Automatic Reset Thermal Protector Overload  
Note 61 Sleeve Bearings

## Split Phase Hot Water Circulating Pump Open Drip Proof (ODP)



### APPLICATIONS:

Designed to meet manufacturer's requirements for use on hot water circulating pumps.

### FEATURES:

- Painted Red To Indicate Hot-Water Usage
- 40°C Ambient
- Reversible Rotation
- Resilient Hub Rings
- Special Balance For Quiet Operation
- Class B Insulation
- 1725 RPM
- Automatic Reset Thermal Overload Protector
- Sleeve Bearings Have All Angle Thrust System
- Units Match OEM Performance And Mechanical Features
- Sleeve Bearings Unless Noted

### Split Phase, NEMA Frame 48YZ

HP	Voltage	Catalog Number	List	Discount Symbol	Amps	Bolt Circle	Rings OC	SF	Rotation Shaft End	Ship Wt.	Notes	Industry Numbers
1/12	115	3255	\$186	DS-3HAC	2.5	4.63	5.94	1.75	CW	13		111034, 805316-010
1/6	115	3256	\$205	DS-3HAC	3.8	4.63	6.94	1.75	CW	15		111061, 817025-005
	115	3257	\$208	DS-3HAC	3.8	5.00	6.94	1.75	CW	14		111036, 111031, 817025-001
1/4	115	3259	\$231	DS-3HAC	4.6	5.00	6.94	1.25	CW	16		111040, 817025-007, 111050
1/3	115	3260	\$319	DS-3HAC	6.0	5.86	6.94	1.30	CCW	15		169226, 816141-002, 169038

### Capacitor Start, NEMA Frame 56YZ

HP	Voltage	Catalog Number	List	Discount Symbol	Amps	Bolt Circle	Rings OC	SF	Rotation Shaft End	Ship Wt.	Notes	Industry Numbers
1/2	115/208-230	3258	\$342	DS-3HAC	5.7/2.9-3.0	5.86	7.94	1.50	Rev	22	2	111044, 169228, 811757-001
3/4	115/208-230	3261	\$350	DS-3HAC	8.2/4.7-4.2	5.86	8.44	1.50	Rev	33	2	111047, 169230, 811757-002

forecyte

POWERED BY **Nidec**

Note 2 Coupler assembly required for proper Bell & Gossett replacement

Asset Condition Monitoring Solution to visualize\* health and performance data  
Refer to Page 109

# Close Coupled Pump Motors

---

**Horsepower:** 1 – 60 HP

**Phase:** Single and Three Phase

**RPM:** 1800 and 3600 RPM

**Voltage:**

- 115/230
- 230
- 575
- 208-230/460
- 200
- 230/460 Volts

**Efficiency:** Energy and Premium Efficient


**Enclosure:**


- Open Drip Proof (ODP)
- Totally Enclosed, Fan Cooled (TEFC)
- Hazardous Location

**Mounting:** Footed and Footless

**Shaft Types:**

- JM
- JP
- Westcoast





UTE4

## Special Application Close Coupled Pump Three Phase Totally Enclosed Fan Cooled (TEFC) NEMA<sup>®</sup> Premium Efficient

### APPLICATIONS:

For the specific requirements of centrifugal pumps where the pump impeller is mounted directly on the motor shaft. Used in damp, dusty or dirty environments.

### FEATURES:

- Class F Insulation, Class B Rise At Full Load On 60 Hertz Sine Wave Power
- Cast Iron Frame 280 & Up, Aluminum 180-250, Rolled Steel 140
- Cast Iron End Brackets 280 & Up, 250 Frame and Lower Has Aluminum With Steel Bearing Inserts
- 40°C Ambient, NEMA<sup>®</sup> Design B Performance On 60 Hertz Sine Wave Power
- Regreasable Shaft End Bearing 180 Frame & Up
- Double Shielded Bearings
- Removable Base (180 - 250 Frame)
- Lifting Provisions 180 Frame & Up
- "CE" Mark On Nameplate
- Conversion Kits: Canopy Kits

### JM Shaft For Mechanical Seal


HP	RPM	Voltage	Frame	Catalog Number	List	Discount Symbol	SF	"C" Dim. (inches)	Ship Wt. (lbs)	NEMA Nom. Eff.	Full Load Amps	Notes
1	3600	230/460	143JM	UJ1P1BM	\$529	DS-3PT	1.25	14.3	30	81.5	2.7/1.4	
	3600	575	143JM	UJ1P1GM	\$529	DS-3PT	1.25	14.3	30	81.5	1.1	
	1800	208-230/460	143JM	UJ1P2DM	\$518	DS-3PT	1.25	15.3	30	85.5	3.1-3/1.5	03
	1800	575	143JM	UJ1P2GM	\$518	DS-3PT	1.25	14.3	30	85.5	1.1	
1 1/2	3600	208-230/460	143JM	UJ32P1DM	\$584	DS-3PT	1.25	15.3	30	84.0	4.1-3.8/1.9	03
	3600	230/460	143JM	UJ32P1BM	\$584	DS-3PT	1.25	14.3	30	84.0	3.9/1.9	LA
	3600	575	143JM	UJ32P1GM	\$584	DS-3PT	1.25	14.3	30	84.0	1.6	
	1800	208-230/460	145JM	UJ32P2DM	\$565	DS-3PT	1.15	15.3	35	86.5	4.5-4.3/2.1	03
	1800	575	145JM	UJ32P2GM	\$565	DS-3PT	1.25	15.3	30	86.5	1.7	
2	3600	208-230/460	145JM	UJ2P1DM	\$622	DS-3PT	1.25	15.3	35	86.5	5.4-4.9/2.5	03
	3600	575	145JM	UJ2P1GM	\$622	DS-3PT	1.25	15.3	42	86.5	2	
	1800	208-230/460	145JM	UJ2P2DM	\$611	DS-3PT	1.25	15.3	35	86.5	5.9-5.7/2.8	03
	1800	575	145JM	UJ2P2GM	\$611	DS-3PT	1.25	15.3	35	86.5	2.3	
3	3600	208-230/460	145JM	UJ3P1DFM	\$738	DS-3PT	1.25	15.3	35	86.5	8.1-7.2/3.6	03,14
	3600	208-230/460	182JM	UJ3P1DM	\$886	DS-3PT	1.25	17.8	60	87.5	8.4-7.8/3.9	03
	3600	575	145JM	UJ3P1GFM	\$738	DS-3PT	1.25	15.3	35	86.5	2.9	14
	3600	575	182JM	UJ3P1GM	\$886	DS-3PT	1.25	17.8	100	87.5	3.1	
	1800	208-230/460	182JM	UJ3P2DM	\$795	DS-3PT	1.25	17.8	60	89.5	8.4-7.8/3.9	03
	1800	575	182JM	UJ3P2GM	\$795	DS-3PT	1.25	17.8	60	89.5	3.1	
5	3600	208-230/460	184JM	UJ5P1DM	\$1,088	DS-3PT	1.25	17.8	70	88.5	13.4-12.2/6.1	03
	3600	575	184JM	UJ5P1GM	\$1,088	DS-3PT	1.25	17.8	100	88.5	4.9	
	1800	208-230/460	184JM	UJ5P2DM	\$908	DS-3PT	1.25	18.6	70	90.2	13.6-12.3/6.2	03
	1800	575	184JM	UJ5P2GM	\$908	DS-3PT	1.25	18.6	70	89.5	5	
7 1/2	3600	208-230/460	184JM	UJ7P1DFM	\$1,213	DS-3PT	1.25	17.8	70	90.2	19.9-19/9.5	03,14
	3600	208-230/460	213JM	UJ7P1DM	\$1,345	DS-3PT	1.25	19.9	105	91.0	19.9-17.8/8.9	03
	3600	575	184JM	UJ7P1GFM	\$1,213	DS-3PT	1.25	17.8	70	89.5	7.1	14
	3600	575	213JM	UJ7P1GM	\$1,345	DS-3PT	1.25	19.9	240	91.0	7.1	
	1800	208-230/460	213JM	UJ7P2DM	\$1,228	DS-3PT	1.25	19.9	105	91.7	20-18.2/9.1	03
	1800	575	213JM	UJ7P2GM	\$1,228	DS-3PT	1.25	19.9	105	91.7	7.2	
10	3600	208-230/460	215JM	UJ10P1DM	\$1,556	DS-3PT	1.25	21.4	120	91.0	26.4-23.5/11.7	03
	3600	575	215JM	UJ10P1GM	\$1,556	DS-3PT	1.25	21.4	166	91.0	9.4	
	1800	208-230/460	215JM	UJ10P2DM	\$1,458	DS-3PT	1.25	21.4	120	91.7	26.5-23.9/12	03
	1800	575	215JM	UJ10P2GM	\$1,458	DS-3PT	1.25	21.4	120	91.7	9.6	

Note 03 60/50 Hz rated with no derate on HP; 230/460 volt 60 Hz ratings operate on 190/380 volt 50 Hz, 460V 60 Hz ratings operate on 380V 50 Hz; Full 60 & 50 Hz data on Nameplate

Note 14 NEMA<sup>®</sup> Design A  
Note LA Limited Availability

# Special Application Close Coupled Pump Three Phase Totally Enclosed Fan Cooled (TEFC) NEMA® Premium Efficient

**NEMA**  
Premium



UTE4

(continued)

HP	RPM	Voltage	Frame	Catalog Number	List	Discount Symbol	SF	"C" Dim. (inches)	Ship Wt. (lbs)	NEMA Nom. Eff.	Full Load Amps	Notes
15	3600	208-230/460	215JM	UJ15P1DFM	\$1,801	DS-3PT	1.25	21.4	120	91.7	39-36/18	03,14
	3600	208-230/460	254JM	UJ15P1DM	\$2,239	DS-3PT	1.25	25.4	180	91.0	39-35/17.7	03,14
	3600	575	215JM	UJ15P1GFM	\$1,801	DS-3PT	1.25	21.4	120	91.7	14.4	14
	3600	575	254JM	UJ15P1GM	\$2,239	DS-3PT	1.25	25.4	180	91.0	14.1	
	1800	208-230/460	254JM	UJ15P2DM	\$2,131	DS-3PT	1.25	25.4	180	92.4	40-37/18.4	03
	1800	575	254JM	UJ15P2GM	\$2,131	DS-3PT	1.25	25.4	180	92.4	14.6	
20	3600	208-230/460	256JM	UJ20P1DM	\$2,730	DS-3PT	1.25	27.1	230	91.7	51-46/23	03,14
	3600	575	256JM	UJ20P1GM	\$2,730	DS-3PT	1.25	27.1	230	91.0	18.5	
	1800	208-230/460	256JM	UJ20P2DM	\$2,463	DS-3PT	1.25	27.1	230	93.0	53-47/23.5	03
	1800	575	256JM	UJ20P2GM	\$2,463	DS-3PT	1.15	27.1	230	93.0	19	
25	3600	208-230/460	256JM	UJ25P1DFM	\$3,235	DS-3PT	1.15	27.1	230	91.7	64-57/28.3	03,14
	3600	208-230/460	284JM	UJ25P1DM	\$3,595	DS-3PT	1.25	29.1	280	91.7	65-57/28.4	03,14
	3600	575	256JM	UJ25P1GFM	\$3,235	DS-3PT	1.15	27.1	230	91.7	22.6	14
	3600	575	284JM	HJ25P1GM	\$3,595	DS-3PT	1.15	27.9	380	91.7	23	
	1800	208-230/460	284JM	UJ25P2DM	\$3,237	DS-3PT	1.25	29.1	280	93.6	65-59/29.3	03
	1800	575	284JM	HJ25P2GM	\$3,237	DS-3PT	1.15	27.9	380	93.6	23	
30	3600	460	286JM	HJ30P1BM	\$4,383	DS-3PT	1.15	27.9	275	91.7	69/34	
	3600	575	286JM	HJ30P1GM	\$4,383	DS-3PT	1.15	27.9	410	91.7	27.6	
	1800	208-230/460	286JM	UJ30P2DM	\$3,666	DS-3PT	1.25	29.1	300	93.6	78-70/35	03
	1800	575	286JM	HJ30P2GM	\$3,666	DS-3PT	1.15	27.9	410	93.6	27.6	

## JP Shaft For Packing Seal

HP	RPM	Voltage	Frame	Catalog Number	List	Discount Symbol	SF	"C" Dim. (inches)	Ship Wt. (lbs)	NEMA Nom. Eff.	Full Load Amps	Notes
1	1800	208-230/460	143JP	UJ1P2DP	\$518	DS-3PT	1.25	18.3	30	85.5	3.1-3/1.5	03
	1800	575	143JP	UJ1P2GP	\$518	DS-3PT	1.25	17.3	30	85.5	1.1	
1 1/2	1800	208-230/460	145JP	UJ32P2DP	\$565	DS-3PT	1.25	18.3	35	86.5	4.5-4.3/2.1	03
	1800	575	145JP	UJ32P2GP	\$565	DS-3PT	1.25	18.3	30	86.5	1.7	
2	3600	208-230/460	145JP	UJ2P1DP	\$622	DS-3PT	1.25	18.3	35	86.5	5.4-4.9/2.5	03
	1800	208-230/460	145JP	UJ2P2DP	\$611	DS-3PT	1.25	18.3	35	86.5	5.9-5.7/2.8	03
	1800	575	145JP	UJ2P2GP	\$611	DS-3PT	1.25	18.3	35	86.5	2.2	
3	3600	208-230/460	145JP	UJ3P1DFP	\$738	DS-3PT	1.25	18.3	35	86.5	8.1-7.2/3.6	03,14
	3600	208-230/460	182JP	UJ3P1DP	\$886	DS-3PT	1.25	20.8	60	87.5	8.4-7.8/3.9	03
	1800	208-230/460	182JP	UJ3P2DP	\$795	DS-3PT	1.25	20.8	60	89.5	8.4-7.8/3.9	03
	1800	575	182JP	UJ3P2GP	\$795	DS-3PT	1.25	20.8	60	89.5	3.1	
5	3600	208-230/460	184JP	UJ5P1DP	\$1,088	DS-3PT	1.25	20.8	70	88.5	13.4-12.2/6.1	03
	1800	208-230/460	184JP	UJ5P2DP	\$908	DS-3PT	1.25	21.6	70	90.2	13.6-12.3/6.2	03
	1800	575	184JP	UJ5P2GP	\$908	DS-3PT	1.25	21.6	70	89.5	5	
7 1/2	3600	208-230/460	184JP	UJ7P1DFP	\$1,210	DS-3PT	1.25	20.9	70	90.2	19.9-19/9.5	03,14
	3600	208-230/460	213JP	UJ7P1DP	\$1,345	DS-3PT	1.25	23.8	105	91.0	19.9-17.8/8.9	03
	1800	208-230/460	213JP	UJ7P2DP	\$1,228	DS-3PT	1.25	23.8	105	91.7	20-18.2/9.1	03
	1800	575	213JP	UJ7P2GP	\$1,228	DS-3PT	1.25	23.8	105	91.7	7.2	


Note 03 60/50 Hz rated with no derate on HP; 230/460 volt 60 Hz ratings operate on 190/380 volt 50 Hz, 460V 60 Hz ratings operate on 380V 50 Hz; Full 60 & 50 Hz data on Nameplate

Note 14 NEMA® Design A

BRAKEMOTORS  
GENERAL PURPOSE SINGLE PHASE  
HVAC  
WASHDOWN  
AGRICULTURE  
COMMERCIAL PUMP MOTORS  
CLOSE COUPLED PUMP MOTORS  
FIRE PUMP MOTORS  
POOL & SPA MOTORS  
RESIDENTIAL WATER PUMP  
ELEVATOR GATE & DOOR



## Special Application Close Coupled Pump Three Phase Totally Enclosed Fan Cooled (TEFC) NEMA<sup>®</sup> Premium Efficient

**NEMA**  
**Premium**


UTE4

(continued)

HP	RPM	Voltage	Frame	Catalog Number	List	Discount Symbol	SF	"C" Dim. (inches)	Ship Wt. (lbs)	NEMA Nom. Eff.	Full Load Amps	Notes
10	3600	208-230/460	215JP	UJ10P1DP	\$1,556	DS-3PT	1.25	25.3	120	91.0	26.4-23.5/11.7	03
	1800	208-230/460	215JP	UJ10P2DP	\$1,458	DS-3PT	1.25	25.3	120	91.7	26.5-23.9/12	03
	1800	575	215JP	UJ10P2GP	\$1,458	DS-3PT	1.25	25.3	120	91.7	9.6	
15	3600	208-230/460	215JP	UJ15P1DFP	\$1,801	DS-3PT	1.25	25.3	120	91.7	39-36/18	03,14
	3600	208-230/460	254JP	UJ15P1DP	\$2,239	DS-3PT	1.25	28.3	180	91.0	39-35/17.7	03,14
	1800	208-230/460	254JP	UJ15P2DP	\$2,131	DS-3PT	1.25	28.3	180	92.4	40-37/18.4	03
	1800	575	254JP	UJ15P2GP	\$2,131	DS-3PT	1.25	28.3	180	92.4	14.6	
20	3600	208-230/460	256JP	UJ20P1DP	\$2,730	DS-3PT	1.25	30.0	230	91.7	51-46/23	03,14
	1800	208-230/460	256JP	UJ20P2DP	\$2,463	DS-3PT	1.25	30.0	230	93.0	53-47/23.5	03
	1800	575	256JP	UJ20P2GP	\$2,463	DS-3PT	1.25	30.0	230	93.0	19	
25	3600	208-230/460	256JP	UJ25P1DFP	\$3,235	DS-3PT	1.15	30.0	230	91.7	64-57/28.3	03,14
	3600	208-230/460	284JP	UJ25P1DP	\$3,595	DS-3PT	1.25	32.0	280	91.7	65-57/28.4	03
	1800	208-230/460	284JP	UJ25P2DP	\$3,237	DS-3PT	1.25	32.0	280	93.6	65-59/29.3	03
	1800	575	284JP	HJ25P2GP	\$3,237	DS-3PT	1.15	30.8	380	93.6	23	
30	1800	208-230/460	286JP	UJ30P2DP	\$3,666	DS-3PT	1.25	32.0	300	93.6	78-70/35	03
	1800	575	286JP	HJ30P2GP	\$3,666	DS-3PT	1.15	30.8	410	93.6	27.6	

### Westcoast Shaft - Footed

HP	RPM	Voltage	Frame	Catalog Number	List	Discount Symbol	SF	"C" Dim. (inches)	Ship Wt. (lbs)	NEMA Nom. Eff.	Full Load Amps	Notes
7 1/2	3600	208-230/460	213TCZ	UJ7P1DJ	\$1,345	DS-3PT	1.25	22.8	105	91.0	19.9-17.8/8.9	03
	1800	208-230/460	213TCZ	UJ7P2DJ	\$1,228	DS-3PT	1.25	22.8	105	91.7	20-18.2/9.1	03
10	3600	208-230/460	215TCZ	UJ10P1DJ	\$1,556	DS-3PT	1.25	24.3	120	91.0	26.4-23.5/11.7	03
	1800	208-230/460	215TCZ	UJ10P2DJ	\$1,458	DS-3PT	1.25	24.3	120	91.7	26.5-23.9/12	03
15	3600	208-230/460	215TCZ	UJ15P1DFJ	\$1,801	DS-3PT	1.25	24.3	120	91.7	39-36/18	03

Note 03 60/50 Hz rated with no derate on HP; 230/460 volt 60 Hz ratings operate on 190/380 volt 50 Hz, 460V 60 Hz ratings operate on 380V 50 Hz; Full 60 & 50 Hz data on Nameplate

Note 14 NEMA<sup>®</sup> Design A

# Special Application Close Coupled Pump Three Phase Div. 1 Hazardous Duty, Dual Label



## APPLICATIONS:

For the specific requirements of centrifugal pumps located in hazardous locations as defined by Class and Group.

## FEATURES:

- UL<sup>®</sup> Listed & CSA<sup>®</sup> Certified
- Cast Iron Frame, End Brackets & Conduit Box
- Stainless Steel Nameplate & Zinc Plated Hardware
- Cast Iron Inner Bearing Caps
- 40°C Ambient, NEMA<sup>®</sup> Design B Performance On 60 Hertz Sine Wave Power
- Class I Group D, Class II Group F&G, T3B
- Regreasable Bearings, Lifting Provisions
- Double Shielded Bearings
- 1.0 Service Factor at 60 Hertz
- Class F Insulation
- "JM" Shaft for Mechanical Seal
- Conversion Kits: Cast Iron Fan Cover

HP	RPM	Voltage	Frame	Catalog Number	List	Discount Symbol	SF	"C" Dim. (inches)	Ship Wt. (lbs)	NEMA Nom. Eff.	Full Load Amps	Notes
3	3600	230/460	182JM	XJ3P1BM	\$1,255	DS-3PT	1.00	18.4	90	86.5	7.8/3.9	
	1800	230/460	182JM	XJ3P2BM	\$1,122	DS-3PT	1.00	18.4	90	89.5	7.7/3.8	
5	3600	230/460	184JM	XJ5P1BM	\$1,546	DS-3PT	1.00	18.4	110	88.5	12.2/6.1	
	1800	230/460	184JM	XJ5P2BM	\$1,285	DS-3PT	1.00	18.4	110	89.5	12.5/6.2	
7 1/2	3600	230/460	213JM	XJ7P1BM	\$1,912	DS-3PT	1.00	21.0	145	89.5	18.6/9.3	
10	3600	230/460	215JM	XJ10P1BM	\$2,215	DS-3PT	1.00	21.0	170	90.2	23.6/11.8	

## Special Application Close Coupled Pump Three Phase Open Drip Proof (ODP) NEMA<sup>®</sup> Premium Efficient


**NEMA  
Premium**
**DE1, DE3,  
DE4, DEF4**

### APPLICATIONS:

For the specific requirements of centrifugal pumps where the pump impeller is mounted directly on the motor shaft. Used in damp, dusty or dirty environments.

### FEATURES:

- Class F Insulation, Class B Rise At Service Factor
- Rolled Steel Frame
- Aluminum End Shields 140-250, Cast Iron End Shields 280-320
- Oversized Ball Bearings w/Locked Shaft End Construction
- Premasked Mylar Nameplate (with "CE" Mark)
- F1 Assembly Position
- Regreaseable Bearings 180 Frame & Up, Lifting Provisions 210 Frame & Up
- Double Shielded Bearings
- 40°C Ambient, NEMA<sup>®</sup> Design B Performance On 60 Hertz Sine Wave Power
- "JM" Shaft For Mechanical Seal
- "JM" Shaft on 210 Frame and Smaller; JP Shaft on 250 and 280 Frame

### JM Shaft - Footed

HP	RPM	Voltage	Frame	Catalog Number	List	Discount Symbol	SF	"C" Dim. (inches)	Ship Wt. (lbs)	Full Load Eff.	Full Load Amps	Notes
3/4	1200	208-230/460	143JM	DJ34P3DM	\$655	DS-3POP	1.15	15.0	30	80.0	2.8-2.8/1.4	03
1	1800	200	143JM	DJ1P2HM	\$487	DS-3POP	1.15	15.0	30	85.5	3.6	
	1800	208-230/460	143JM	DJ1P2DM	\$487	DS-3POP	1.15	15.0	30	85.5	3.1-3.1/1.5	03
	1200	208-230/460	145JM	DJ1P3DM	\$655	DS-3POP	1.15	15.0	35	82.5	4/4/2002	03
1 1/2	3600	208-230/460	143JM	DJ32E1DM	\$491	DS-3FPO	1.15	15.0	30	82.5	4.3-4/2	03,16,NNP,LA
	3600	208-230/460	143JM	DJ32P1DM	\$519	DS-3POP	1.15	15.0	30	85.5	4.2-3.8/1.9	03
	1800	200	145JM	DJ32P2HM	\$513	DS-3POP	1.15	15.0	35	86.5	4.8	
	1800	208-230/460	145JM	DJ32P2DM	\$513	DS-3POP	1.15	15.0	35	86.5	4.4-4.1/2.1	03
	1200	208-230/460	182JM	DJ32P3DM	\$660	DS-3POP	1.15	16.0	50	86.5	5.2-5.3/2.6	03
	3600	208-230/460	145JM	DJ2E1DM	\$524	DS-3FPO	1.15	15.0	35	84.0	5.6-5.1/2.5	03,16,NNP,LA
2	3600	208-230/460	145JM	DJ2P1DM	\$567	DS-3POP	1.15	15.0	35	85.5	5.5-5/2.5	03
	1800	200	145JM	DJ2P2HM	\$563	DS-3POP	1.15	15.0	35	86.5	6.3	
	1800	208-230/460	145JM	DJ2P2DM	\$563	DS-3POP	1.15	15.0	35	86.5	5.9-5.6/2.8	03
	1800	575	145JM	DJ2E2GM	\$482	DS-3FPO	1.15	15.0	37	84.0	2.4	NNP,LA
	1800	575	145JM	DJ2P2GM	\$563	DS-3POP	1.15	15.0	35	85.5	2.2	
	1200	208-230/460	184JM	DJ2P3DM	\$739	DS-3POP	1.15	16.0	60	87.5	6.4-6.3/3.1	03
	3600	208-230/460	145JM	DJ3P1DM	\$582	DS-3POP	1.15	15.0	35	85.5	8.3-7.4/3.7	03
	1800	200	182JM	DJ3P2HM	\$598	DS-3POP	1.15	16.0	50	89.5	8.8	
3	1800	208-230/460	182JM	DJ3P2DM	\$598	DS-3POP	1.15	16.0	50	89.5	8.3-7.7/3.8	03
	1200	208-230/460	213JM	DJ3P3DM	\$941	DS-3POP	1.15	18.0	90	88.5	9.4-8.9/4.4	03
	3600	200	182JM	DJ5E1HM	\$718	DS-3FPO	1.15	17.0	50	85.5	14.8	NNP,LA
	3600	200	182JM	DJ5P1HM	\$620	DS-3POP	1.15	16.0	50	88.5	14.1	
5	3600	208-230/460	182JM	DJ5P1DM	\$620	DS-3POP	1.15	16.0	50	87.5	13.8-12.5/6.2	03
	1800	200	184JM	DJ5P2HM	\$645	DS-3POP	1.15	16.0	60	89.5	14.2	
	1800	208-230/460	184JM	DJ5P2DM	\$645	DS-3POP	1.15	16.0	60	89.5	13.7-12.4/6.2	03
	1800	575	184JM	DJ5P2GM	\$645	DS-3POP	1.15	16.0	60	89.5	4.9	
	1200	208-230/460	215JM	DJ5P3DM	\$1,234	DS-3POP	1.15	19.0	105	89.5	15.2-14.5/7.3	03
	3600	208-230/460	184JM	DJ7P1DM	\$968	DS-3POP	1.15	16.0	60	88.5	20.3-18.1/9.1	03
	1800	200	213JM	DJ7P2HM	\$943	DS-3POP	1.15	18.0	90	91.0	21.4	
7 1/2	1800	208-230/460	213JM	DJ7P2DM	\$943	DS-3POP	1.15	18.0	90	91.0	20.2-18.5/9.3	03
	1800	575	213JM	DJ7P2GM	\$943	DS-3POP	1.15	18.0	90	91.0	7.3	

Note 03 60/50 Hz rated with no derate on HP; 230/460 volt 60 Hz ratings operate on 190/380 volt 50 Hz, 460V 60 Hz ratings operate on 380V 50 Hz; Full 60 & 50 Hz data on Nameplate

Note LA Limited Availability  
Note NNP Non-NEMA<sup>®</sup> Premium

Note 16 Motors marked 208-230/460 volts may not meet all NEMA (MG-1) performance standards when operated at 208 volts

# Special Application Close Coupled Pump Three Phase Open Drip Proof (ODP) NEMA® Premium Efficient



**NEMA**  
Premium

DE1

(continued)

HP	RPM	Voltage	Frame	Catalog Number	List	Discount Symbol	SF	"C" Dim. (inches)	Ship Wt. (lbs)	Full Load Eff.	Full Load Amps	Notes
10	3600	200	213JM	DJ10P1HM	\$1,132	DS-3POP	1.15	18.0	90	90.2	28	
	3600	208-230/460	213JM	DJ10P1DM	\$1,132	DS-3POP	1.15	18.0	90	90.2	27.1-24.3/12.2	03
	3600	575	213JM	DJ10E1GM	\$1,076	DS-3FPO	1.15	18.0	113	88.5	10.2	NNP,LA
	3600	575	213JM	DJ10P1GM	\$1,132	DS-3POP	1.15	18.0	90	90.2	9.7	
	1800	200	215JM	DJ10P2HM	\$1,147	DS-3POP	1.15	19.0	105	91.7	28.1	
	1800	208-230/460	215JM	DJ10P2DM	\$1,147	DS-3POP	1.15	19.0	105	92.4	26.3-23.8/11.9	03
15	3600	208-230/460	215JM	DJ15P1DM	\$1,555	DS-3POP	1.15	19.0	105	90.2	40-36/18	03
	1800	230/460	254JM	DJ15P2EM	\$1,712	DS-3POP	1.15	21.1	150	93.0	37/18.3	03
20	3600	230/460	254JM	DJ20P1EM	\$1,874	DS-3POP	1.15	21.1	150	91.7	46/23.1	03
	3600	575	254JM	DJ20E1GM	\$1,611	DS-3FPO	1.15	24.0	170	90.2	18.9	NNP,LA
	3600	575	254JM	DJ20P1GM	\$1,874	DS-3POP	1.15	21.1	150	91.0	18.7	
	1800	230/460	256JM	DJ20P2EM	\$1,970	DS-3POP	1.15	22.4	160	93.0	47/23.6	03
25	3600	230/460	256JM	DJ25P1EM	\$2,567	DS-3POP	1.15	22.4	160	91.7	57/28.7	03
	1800	208-230/460	284JM	DJ25P2DM	\$2,435	DS-3POP	1.15	26.0	225	93.6	58/29	03
30	3600	208-230/460	284JM	DJ30P1DM	\$2,901	DS-3POP	1.15	26.0	225	92.4	79-68/34	03
	1800	208-230/460	286JM	DJ30P2DM	\$2,892	DS-3POP	1.15	26.0	250	94.1	77-69/34	03
40	3600	208-230/460	286JM	DJ40P1DM	\$3,171	DS-3POP	1.15	26.0	250	93.0	104-90/45	03
	3600	575	286JM	DJ40P1GM	\$3,171	DS-3POP	1.15	26.0	250	93.0	36	
	1800	208-230/460	324JM	DJ40P2DM	\$3,178	DS-3POP	1.15	28.0	385	94.1	102-91/46	03
50	3600	208-230/460	324JM	DJ50P1DM	\$3,567	DS-3POP	1.15	28.0	385	93.0	130-117/59	03
	1800	208-230/460	326JM	DJ50P2DM	\$3,725	DS-3POP	1.15	28.0	460	94.5	126-113/56	03
60	3600	208-230/460	326JM	DJ60P1DM	\$4,916	DS-3POP	1.15	28.0	460	93.6	152-134/67	03

## JM Shaft - Footless

HP	RPM	Voltage	Frame	Catalog Number	List	Discount Symbol	SF	"C" Dim. (inches)	Ship Wt. (lbs)	Full Load Eff.	Full Load Amps	Notes
1	1800	208-230/460	143JM	DJ1P2DU	\$570	DS-3POV	1.15	16.0	30	85.5	3.2-3.1/1.6	03
1 1/2	3600	208-230/460	143JM	DJ32P1DU	\$609	DS-3POV	1.15	16.0	30	85.5	4.2-3.8/1.9	03
	1800	208-230/460	145JM	DJ32P2DU	\$581	DS-3POV	1.15	16.0	35	86.5	4.4-4.2/2.1	03
2	1800	208-230/460	145JM	DJ2P2DU	\$642	DS-3POV	1.15	16.0	35	86.5	5.9-5.6/2.8	03
3	1800	208-230/460	182JM	DJ3P2DU	\$758	DS-3POV	1.15	17.0	50	89.5	8.3-7.7/3.8	03
5	1800	208-230/460	184JM	DJ5P2DU	\$898	DS-3POV	1.15	17.0	82	89.5	13.7-12.4/6.2	03
7 1/2	1800	208-230/460	213JM	DJ7P2DU	\$1,188	DS-3POV	1.15	19.0	90	91.0	20.2-18.5/9.3	03
10	3600	208-230/460	213JM	DJ10P1DU	\$1,420	DS-3POV	1.15	19.0	90	90.2	27.1-24.3/12.2	03
	1800	208-230/460	215JM	DJ10P2DU	\$1,400	DS-3POV	1.15	19.0	105	91.7	26.3-23.8/11.9	03
15	3600	208-230/460	215JM	DJ15P1DU	\$1,809	DS-3POV	1.15	19.0	105	90.2	40-36/18	03
	1800	230/460	254JM	DJ15P2EU	\$2,055	DS-3POV	1.15	21.9	150	93.0	37/18.3	
20	3600	230/460	254JM	DJ20P1EU	\$2,249	DS-3POV	1.15	25.5	150	91.7	46/23.1	03

Note 03 60/50 Hz rated with no derate on HP; 230/460 volt 60 Hz ratings operate on 190/380 volt 50 Hz, 460V 60 Hz ratings operate on 380V 50 Hz; Full 60 & 50 Hz data on Nameplate

Note LA Limited Availability

Note NNP Non-NEMA® Premium

# Special Application Close Coupled Pump Three Phase Open Drip Proof (ODP) NEMA<sup>®</sup> Premium Efficient


**NEMA**  
Premium

DE1

(continued)

## JP Shaft - Footed

HP	RPM	Voltage	Frame	Catalog Number	List	Discount Symbol	SF	"C" Dim. (inches)	Ship Wt. (lbs)	Full Load Eff.	Full Load Amps	Notes
1	1800	208-230/460	143JP	DJ1E2DP	\$455	DS-3FPO	1.15	18.0	32	82.5	3.1-3/1.5	03,16,NNP,LA
	1800	208-230/460	143JP	DJ1P2DP	\$487	DS-3POP	1.15	18.0	30	85.5	3.2-3.1/1.6	03
1 1/2	1800	208-230/460	145JP	DJ32P2DP	\$513	DS-3POP	1.15	18.0	35	86.5	4.4-4.2/2.1	03
	1800	208-230/460	145JP	DJ2P2DP	\$563	DS-3POP	1.15	18.0	35	86.5	5.9-5.6/2.8	03
2	1800	208-230/460	182JP	DJ3P2DP	\$598	DS-3POP	1.15	19.0	50	89.5	8.3-7.7/3.8	03
3	1800	208-230/460	184JP	DJ5P2DP	\$645	DS-3POP	1.15	19.0	60	89.5	13.7-12.4/6.2	03
	1800	208-230/460	213JP	DJ7P2DP	\$943	DS-3POP	1.15	22.0	90	91.0	20.2-18.5/9.3	03
5	1200	230/460	254JP	DJ7P3EP	\$1,565	DS-3POP	1.15	24.0	150	91.0	18.9/9.5	03
7 1/2	3600	208-230/460	213JP	DJ10P1DP	\$1,132	DS-3POP	1.15	22.0	90	90.2	27.1-24.3/12.2	03
	1800	208-230/460	215JP	DJ10P2DP	\$1,147	DS-3POP	1.15	23.0	105	91.7	26.3-23.8/11.9	03
10	1200	230/460	256JP	DJ10P3EP	\$2,036	DS-3POP	1.15	25.3	160	91.7	25/12.5	03
	3600	200	215JP	DJ15P1HP	\$1,555	DS-3POP	1.15	23.0	105	90.2	41	
	3600	208-230/460	215JP	DJ15P1DP	\$1,555	DS-3POP	1.15	23.0	105	90.2	40-36/18	03
15	1800	200	254JP	DJ15P2HP	\$1,569	DS-3POP	1.15	27.4	150	93.0	42	
	1800	230/460	254JP	DJ15P2EP	\$1,569	DS-3POP	1.15	24.0	150	93.0	37/18.3	03
	3600	230/460	254JP	DJ20P1EP	\$1,882	DS-3POP	1.15	24.0	150	91.7	46/23.1	03
	3600	200	254JP	DJ20P1HP	\$1,882	DS-3POP	1.15	24.0	150	91.7	53	
20	3600	208-230/460	254JP	DJ20E1DP	\$1,611	DS-3FPO	1.15	27.0	198	90.2	54-47/23.6	03,16,NNP,LA
	3600	575	254JP	DJ20E1GP	\$1,611	DS-3FPO	1.15	27.0	195	90.2	18.9	NNP,LA
	1800	230/460	256JP	DJ20P2EP	\$2,012	DS-3POP	1.15	25.3	160	93.0	47/23.6	03
	1800	200	256JP	DJ20P2HP	\$2,012	DS-3POP	1.15	25.3	160	93.0	54	
	3600	230/460	256JP	DJ25P1EP	\$2,461	DS-3POP	1.15	25.3	160	91.7	57/28.7	03
25	3600	200	256JP	DJ25P1HP	\$2,461	DS-3POP	1.15	25.3	160	91.7	67	
	3600	208-230/460	256JP	DJ25E1DP	\$2,094	DS-3FPO	1.15	28.0	210	91.0	66-58/29	03,16,NNP,LA
	1800	208-230/460	284JP	DJ25P2DP	\$2,435	DS-3POP	1.15	29.0	225	93.6	64-58/29.2	03,06
	1800	200	284JP	DJ25P2HP	\$2,435	DS-3POP	1.15	29.0	225	93.6	67	
	1800	575	284JP	DJ25E2GP	\$2,406	DS-3FPO	1.15	29.0	213	91.7	24.4	NNP,LA
	1800	575	284JP	DJ25P2GP	\$2,435	DS-3POP	1.15	29.0	225	93.6	23.1	
	3600	208-230/460	284JP	DJ30P1DP	\$2,901	DS-3POP	1.15	29.0	225	92.4	79-68/34	03
30	1800	575	284JP	DJ25P2GP	\$2,435	DS-3POP	1.15	29.0	225	93.6	23.1	
	3600	208-230/460	284JP	DJ30P1DP	\$2,901	DS-3POP	1.15	29.0	225	92.4	79-68/34	03
40	1800	208-230/460	286JP	DJ30P2DP	\$2,892	DS-3POP	1.15	29.0	250	94.1	77-69/34	03
	3600	208-230/460	286JP	DJ40P1DP	\$3,171	DS-3POP	1.15	29.0	250	93.0	104-90/45	03
	3600	575	286JP	DJ40E1GP	\$3,512	DS-3FPO	1.15	29.0	320	93.0	36	NNP,LA
	3600	575	286JP	DJ40P1GP	\$3,171	DS-3POP	1.15	29.0	250	93.0	36	
	1800	208-230/460	324JP	DJ40P2DP	\$3,178	DS-3POP	1.15	30.0	454	94.1	102-91/46	03
50	3600	208-230/460	324JP	DJ50P1DP	\$3,567	DS-3POP	1.15	30.0	454	93.0	130-117/59	03
	1800	208-230/460	326JP	DJ50P2DP	\$3,725	DS-3POP	1.15	30.0	454	94.5	126-113/56	03
60	3600	208-230/460	326JP	DJ60P1DP	\$4,915	DS-3POP	1.15	30.0	460	93.6	152-134/67	03

Note 03 60/50 Hz rated with no derate on HP; 230/460 volt 60 Hz ratings operate on 190/380 volt 50 Hz, 460V 60 Hz ratings operate on 380V 50 Hz; Full 60 & 50 Hz data on Nameplate

Note 06 Dual voltage ratings, Part Winding Start on low voltage only

Note 16 Motors marked 208-230/460 volts may not meet all NEMA (MG-1) performance standards when operated at 208 volts

Note LA Limited Availability

Note NNP Non-NEMA<sup>®</sup> Premium



# Special Application Close Coupled Pump Three Phase Open Drip Proof (ODP) NEMA<sup>®</sup> Premium Efficient



**NEMA  
Premium**

DE1

(continued)

## Westcoast Shaft - Footed

HP	RPM	Voltage	Frame	Catalog Number	List	Discount Symbol	SF	"C" Dim. (inches)	Ship Wt. (lbs)	NEMA Nom. Eff.	Full Load Amps	Notes
7 1/2	1800	208-230/460	213TCZ	DJ7P2DJ	\$943	DS-3POP	1.15	21.0	90	91.0	20.2-18.5/9.3	03
10	3600	208-230/460	213TCZ	DJ10P1DJ	\$1,132	DS-3POP	1.15	21.0	90	90.2	27.1-24.3/12.2	03
	1800	208-230/460	215TCZ	DJ10P2DJ	\$1,147	DS-3POP	1.15	22.0	105	91.7	26.3-23.8/11.9	03
15	3600	208-230/460	215TCZ	DJ15P1DJ	\$1,555	DS-3POP	1.15	22.0	105	90.2	40-36/18	03

Note 03 60/50 Hz rated with no derate on HP; 230/460 volt 60 Hz ratings operate on 190/380 volt 50 Hz, 460V 60 Hz ratings operate on 380V 50 Hz; Full 60 & 50 Hz data on Nameplate

BRAKEMOTORS  
 GENERAL PURPOSE SINGLE PHASE  
 HVAC  
 WASHDOWN  
 AGRICULTURE  
 COMMERCIAL PUMP MOTORS  
 CLOSE COUPLED PUMP MOTORS  
 FIRE PUMP MOTORS  
 POOL & SPA MOTORS  
 RESIDENTIAL WATER PUMP  
 ELEVATOR GATE & DOOR

## Special Application Close Coupled Pump Single Phase, Totally Enclosed Fan Cooled (TEFC)



### APPLICATIONS:

For the specific requirements of centrifugal pumps where the pump impeller is mounted directly on the motor shaft. Used where dirt and moisture are minimal.

### FEATURES:

- Class F Insulation
- Extruded Aluminum Frame
- Oversized Ball Bearings w/Locked Shaft End Construction
- Reversible Rotation
- F1 Assembly Position
- Aluminum End Shields with Steel Bearing Inserts
- Shaft Slinger On Pulley End For IP54 Protection
- Lifting Provisions
- "JM" Shaft For Mechanical Seal, "JP" Shaft for Packing Seal

### JM Shaft - Footed

HP	RPM	Voltage	Frame	Catalog Number	List	Discount Symbol	SF	"C" Dim. (inches)	Ship Wt. (lbs)	Full Load Amps	Notes
3	3600	115/230	184JM	UJ3C1P18M	\$1,042	DS-3PT	1.15	20.3	82	32.0/16.0	18
	1800	115/230	184JM	UJ3C2P18M	\$872	DS-3PT	1.15	20.3	80	30.0/15.0	18
5	3600	230	184JM	UJ5C1K18M	\$1,259	DS-3PT	1.15	20.3	80	19.6	18
	1800	230	215JM	UJ5C2K21M	\$1,181	DS-3PT	1.15	22.3	90	23.0	18
7 1/2	3600	230	215JM	UJ7C1K21M	\$1,487	DS-3PT	1.15	22.3	133	30.3	18
	1800	230	215JM	UJ7C2K21M	\$1,282	DS-3PT	1.15	22.3	210	33.5	18
10	3600	230	215JM	UJ10C1K21M	\$1,813	DS-3PT	1.15	22.3	210	40.0	18
	1800	230	215JM	UJ10C2K21M	\$1,694	DS-3PT	1.15	22.3	210	43.0	18

### JP Shaft - Footed

HP	RPM	Voltage	Frame	Catalog Number	List	Discount Symbol	SF	"C" Dim. (inches)	Ship Wt. (lbs)	Full Load Amps	Notes
3	1800	115/230	184JP	UJ3C2P18P	\$872	DS-3PT	1.15	23.3	80	30.0/15.0	18
5	3600	230	184JP	UJ5C1K18P	\$1,259	DS-3PT	1.15	23.3	80	19.6	18
	1800	230	215JP	UJ5C2K21P	\$1,181	DS-3PT	1.15	26.2	90	23.0	18
7 1/2	3600	230	215JP	UJ7C1K21P	\$1,487	DS-3PT	1.15	26.2	180	30.3	18
	1800	230	215JP	UJ7C2K21P	\$1,282	DS-3PT	1.15	26.2	120	33.5	18
10	3600	230	215JP	UJ10C1K21P	\$1,813	DS-3PT	1.15	26.2	145	40.0	18
	1800	230	215JP	UJ10C2K21P	\$1,694	DS-3PT	1.15	26.2	140	43.0	18

Note 18 Incorporates Run Capacitor

# Special Application Close Coupled Pump Single Phase Open Drip Proof (ODP)



## APPLICATIONS:

For the specific requirements of centrifugal pumps where the pump impeller is mounted directly on the motor shaft. Used where dirt and moisture are minimal.

## FEATURES:

- Class F Insulation
- Rolled Steel Frame
- Oversized Ball Bearings w/Locked Shaft End Construction
- Reversible
- F1 Assembly Position
- Shaft Slinger On Pulley End
- Lifting Provisions 180 Frame & Up
- "JM" Shaft For Mechanical Seal, "JP" Shaft for Packing Seal

## JM Shaft - Footed

HP	RPM	Voltage	Frame	Catalog Number	List	Discount Symbol	SF	"C" Dim. (inches)	Ship Wt. (lbs)	Full Load Amps	Notes
1	1800	115/208-230	143JM	EJM104B	\$498	DS-3PO	1.15	13.8	33	14.2/7.2-7.1	25
1 1/2	1800	115/208-230	145JM	EJM154B	\$589	DS-3PO	1.15	13.8	34	16.0/8.3-8.0	18,25
2	3600	115/208-230	145JM	EJM202B	\$656	DS-3PO	1.15	14.6	35	19.6/10.7-9.8	18,25
	1800	115/230	182JM	DJ2C2P18M	\$711	DS-3PO	1.15	17.5	70	23.2/11.6	18
3	3600	115/230	182JM	DJ3C1P18M	\$786	DS-3PO	1.15	19.6	81	16.0/32.0	18
	3600	208-230	182JM	EJM302B	\$707	DS-3PO	1.15	15.3	40	14.0-13.2	18,25
	1800	115/230	184JM	DJ3C2P18M	\$716	DS-3PO	1.15	17.5	66	38.0/19.0	18
5	3600	208-230	184JM	EJM502B	\$747	DS-3PO	1.15	16.3	45	24.0-23.7	18,25
	3600	230	184JM	DJ5C1K18M	\$945	DS-3PO	1.15	19.6	82	19.6	18
	1800	230	184JM	DJ5C2K18M	\$904	DS-3PO	1.15	19.6	86	22.0	18
	1800	230	213JM	DJ5C2K21M	\$1,087	DS-3PO	1.15	20.5	105	22.0	25
7 1/2	3600	230	184JM	DJ7C1K18M	\$1,135	DS-3PO	1.15	19.6	83	31.4	18,25
	3600	230	213JM	DJ7C1K21M	\$1,364	DS-3PO	1.15	20.5	141	30.4	25
	1800	230	215JM	DJ7C2K21M	\$1,161	DS-3PO	1.15	22.0	110	35.6	25
10	3600	230	215JM	DJ10C1K21M	\$1,601	DS-3PO	1.15	22.0	173	40.0	25
	1800	230	215JM	DJ10C2K21M	\$1,476	DS-3PO	1.15	22.0	115	42.2	25

## JP Shaft - Footed

HP	RPM	Voltage	Frame	Catalog Number	List	Discount Symbol	SF	"C" Dim. (inches)	Ship Wt. (lbs)	Full Load Amps	Notes
3	1800	115/230	184JP	DJ3C2P18P	\$716	DS-3PO	1.15	20.6	66	38.0/19.0	
5	3600	230	184JP	DJ5C1K18P	\$945	DS-3PO	1.15	22.7	82	19.6	18
	1800	230	184JP	DJ5C2K18P	\$904	DS-3PO	1.15	22.7	86	22.0	18
7 1/2	3600	230	213JP	DJ7C1K21P	\$1,364	DS-3PO	1.15	24.5	141	30.4	25
	1800	230	215JP	DJ7C2K21P	\$1,161	DS-3PO	1.15	26.0	110	35.6	25
10	3600	230	215JP	DJ10C1K21P	\$1,601	DS-3PO	1.15	26.0	173	40.0	25
	1800	230	215JP	DJ10C2K21P	\$1,476	DS-3PO	1.15	26.0	115	42.2	25

Note 18 Incorporates Run Capacitor  
Note 25 Non-protected

Asset Condition Monitoring Solution to visualize\* health and performance data  
Refer to Page 109

forecyte

POWERED BY Nidec

BRAKEMOTORS  
GENERAL PURPOSE SINGLE PHASE  
HVAC  
WASHDOWN  
AGRICULTURE  
COMMERCIAL PUMP MOTORS  
CLOSE COUPLED PUMP MOTORS  
FIRE PUMP MOTORS  
POOL & SPA MOTORS  
RESIDENTIAL WATER PUMP  
ELEVATOR GATE & DOOR

# Fire Pump Motors

---

**Horsepower:** 7.5 – 250 HP

**Phase:** Three Phase

**RPM:** 1800 and 3600 RPM

**Voltage:**

- 575
- 208-230/460
- 200/400
- 230/460 Volts

**Efficiency:** Energy Efficient

**Enclosure:**

- Open Drip Proof (ODP)

**Mounting:**

- Footed and Footless
- Vertical and Horizontal

**Vertical Shaft Type:**

JP Close Coupled Pump Mounting



# Special Application Three Phase, Open Drip Proof (ODP) UL<sup>®</sup> Listed for Fire Pump Applications



R, D,  
FD, FR

## APPLICATIONS:

For fire pump applications per NFPA<sup>®</sup> 20 where contaminants are minimal.

## FEATURES:

- Class F Insulation, Class B Rise At Service Factor
- Rolled Steel Frame 250-320, Cast Iron Frame 360-440
- Aluminum End Shields 250, Cast Iron End Shields 280-440
- Premasked Mylar Nameplate 250-320, Stainless Steel 360-440 Frame
- 40°C Ambient, NEMA<sup>®</sup> Design B Performance On 60 Hertz Sine Wave Power
- Regreasable Bearings 180 Frame & Larger
- Double Shielded Bearings 250-400, Open On 440 Frame
- Lifting Provisions 210 Frame & Larger
- Suitable For Wye-Delta Start 250 Frame & Larger
- Dual Voltage Ratings Suitable For Part Winding Start (PWS) On Low Voltage
- 230/460 & 575 Volt Ratings Comply With NRCAN Standards
- 230/460V Ratings Dual Plated For 190/380V 50 Hertz, Next Lower Horsepower
- Oversized Connection Diagram, "CE" Mark On Nameplate

HP	RPM	Voltage	Frame	Catalog Number	List	Discount Symbol	SF	"C" Dim. (inches)	Ship Wt. (lbs)	NEMA Nom. Eff.	Full Load Amps	Notes
20	3600	200/400	254T	FF20E1X	\$1,724	DS-3FFP	1.15	22.6	150	90.2	54/26.9	
	3600	208-230/460	254T	FF20E1A	\$1,724	DS-3FFP	1.15	22.6	162	90.2	54-47/23.6	
	1800	200/400	256T	FF20E2X	\$1,934	DS-3FFP	1.15	23.2	160	91.0	58/29.1	17
	1800	208-230/460	256T	FF20E2A	\$1,934	DS-3FFP	1.15	23.2	160	91.0	54-50/24.9	
25	3600	200/400	256T	FF25E1X	\$2,252	DS-3FFP	1.15	23.2	160	91.0	67/33	
	3600	208-230/460	256T	FF25E1A	\$2,252	DS-3FFP	1.15	23.2	172	91.0	66-58/29	
	1800	200/400	284TS	FF25E2XS	\$2,341	DS-3FFP	1.15	23.5	300	91.7	70/35	
	1800	208-230/460	284TS	FF25E2AS	\$2,341	DS-3FFP	1.15	23.5	300	92.4	66-60/30	
	1800	575	284TS	FF25E2GS	\$2,341	DS-3FFP	1.15	23.5	312	91.7	24.4	38
30	3600	200/400	284TS	FF30E1XS	\$2,654	DS-3FFP	1.15	23.5	300	92.4	78/39	
	3600	208-230/460	284TS	FF30E1AS	\$2,654	DS-3FFP	1.15	23.5	312	91.0	80-70/35	
	1800	200/400	286TS	FF30E2XS	\$2,780	DS-3FFP	1.15	23.5	350	93.6	79/40	
	1800	208-230/460	286TS	FF30E2AS	\$2,780	DS-3FFP	1.15	23.5	337	92.4	78-71/35	
40	3600	200/400	286TS	FF40E1XS	\$2,902	DS-3FFP	1.15	23.5	350	91.7	106/53	
	3600	230/460	286TS	FF40E1ES	\$2,902	DS-3FFP	1.15	23.5	325	93.0	90/45	
	3600	575	286TS	FF40E1GS	\$2,902	DS-3FFP	1.15	23.5	325	93.0	36	38
	1800	200/400	324TS	FF40E2XS	\$3,225	DS-3FFP	1.15	25.8	385	93.6	105/53	02
	1800	208-230/460	324TS	FF40E2AS	\$3,225	DS-3FFP	1.15	25.8	416	93.6	102-91/46	
	1800	575	324TS	FF40E2GS	\$3,225	DS-3FFP	1.15	25.8	416	93.0	37	38
50	3600	200/400	324TS	FF50E1XS	\$3,448	DS-3FFP	1.15	25.8	385	93.0	134/67	02
	3600	208-230/460	324TS	FF50E1AS	\$3,448	DS-3FFP	1.15	25.8	416	92.4	129-116/58	
	3600	575	324TS	FF50E1GS	\$3,448	DS-3FFP	1.15	25.8	416	92.4	46	38
	1800	200/400	326TS	FF50E2XS	\$3,779	DS-3FFP	1.15	25.8	415	93.6	131/65	02
	1800	208-230/460	326TS	FF50E2AS	\$3,779	DS-3FFP	1.15	25.8	446	93.6	128-114/57	
	1800	575	326TS	FF50E2GS	\$3,779	DS-3FFP	1.15	25.8	446	93.0	46	38
60	3600	200/400	326TS	FF60E1XS	\$4,752	DS-3FFP	1.15	25.8	415	93.0	156/78	02
	3600	230/460	326TS	FF60E1BS	\$4,752	DS-3FFP	1.15	25.8	447	93.0	155-136/68	
	3600	575	326TS	FF60E1GS	\$4,752	DS-3FFP	1.15	25.8	446	93.0	54	38
	1800	200/400	364TS	FF60E2XS	\$5,197	DS-3FFP	1.15	26.6	580	94.1	159/80	
	1800	230/460	364TS	FF60E2BS	\$5,197	DS-3FFP	1.15	26.6	611	93.6	150/75	
	1800	575	364TS	FF60E2GS	\$5,197	DS-3FFP	1.15	26.6	580	94.1	55	38
75	3600	200/400	364TS	FF75E1XS	\$6,255	DS-3FFP	1.15	26.6	580	93.0	200/100	
	3600	230/460	364TS	FF75E1ES	\$6,255	DS-3FFP	1.15	26.6	611	94.1	171/85	
	3600	575	364TS	FF75E1GS	\$6,255	DS-3FFP	1.15	26.6	580	94.1	68	38
	1800	200/400	365TS	FF75E2XS	\$6,154	DS-3FFP	1.15	27.6	600	94.1	199/99	
	1800	230/460	365TS	FF75E2BS	\$6,154	DS-3FFP	1.15	27.6	631	94.1	172/86	
	1800	575	365TS	FF75E2GS	\$6,154	DS-3FFP	1.15	27.6	600	95.0	70	38

Note 02 Suitable for Wye-Delta start on voltages shown  
 Note 17 Twelve leads for across-the-line or wye-delta start on either voltage, part winding start on lower voltage  
 Note 38 Q-6 Leads for across-the-line or wye-delta start

BRAKEMOTORS  
 GENERAL PURPOSE SINGLE PHASE  
 HVAC  
 WASHDOWN  
 AGRICULTURE  
 COMMERCIAL PUMP MOTORS  
 CLOSE COUPLED PUMP MOTORS  
 FIRE PUMP MOTORS  
 POOL & SPA MOTORS  
 RESIDENTIAL WATER PUMP  
 ELEVATOR GATE & DOOR



## Special Application Three Phase, Open Drip Proof (ODP) UL<sup>®</sup> Listed for Fire Pump Applications



R, D,  
FD, FR

(continued)

HP	RPM	Voltage	Frame	Catalog Number	List	Discount Symbol	SF	"C" Dim. (inches)	Ship Wt. (lbs)	NEMA Nom. Eff.	Full Load Amps	Notes
100	3600	200/400	365TS	FF100E1XS	\$7,255	DS-3FFP	1.15	28.0	600	93.0	260/130	
	3600	230/460	365TS	FF100E1BS	\$7,255	DS-3FFP	1.15	28.0	631	93.6	225/112	
	3600	575	365TS	FF100E1GS	\$7,255	DS-3FFP	1.15	28.0	631	94.1	89	38
	1800	200/400	404TS	FF100E2XS	\$7,333	DS-3FFP	1.15	29.5	750	94.5	261/130	47
	1800	230/460	404TS	FF100E2BS	\$7,333	DS-3FFP	1.15	29.5	885	94.5	226/113	47
	1800	575	404TS	FF100E2GS	\$7,333	DS-3FFP	1.15	29.5	750	95.0	90	38
125	3600	460	404TS	FF125E1CS	\$9,717	DS-3FFP	1.15	29.5	815	94.1	137	47
	3600	575	404TS	FF125E1GS	\$9,717	DS-3FFP	1.15	29.5	750	94.1	110	38
	1800	460	405TS	FF125E2CS	\$9,758	DS-3FFP	1.15	31.1	813	95.0	140	47
	1800	575	405TS	FF125E2GS	\$9,758	DS-3FFP	1.15	31.1	813	95.0	112	38
150	3600	460	405TS	FF150E1CS	\$11,990	DS-3FFP	1.15	31.0	763	93.6	165	47
	3600	575	405TS	FF150E1GS	\$11,990	DS-3FFP	1.15	31.0	813	93.6	132	38
	1800	460	444TS	FF150E2CS	\$12,757	DS-3FFP	1.15	36.1	1100	95.0	171	47
	1800	575	444TS	FF150E2GS	\$12,757	DS-3FFP	1.15	36.1	1100	95.0	136	38
200	3600	460	444TS	FF200E1CS	\$15,532	DS-3FFP	1.15	36.1	1100	94.5	225	47
	3600	575	444TS	FF200E1GS	\$15,532	DS-3FFP	1.15	36.1	1100	94.5	180	38
	1800	460	445TS	FF200E2CS	\$15,945	DS-3FFP	1.15	36.1	1200	95.0	230	47
	1800	575	445TS	FF200E2GS	\$15,945	DS-3FFP	1.15	36.1	1200	95.0	189	38
250	3600	460	445TS	FF250E1FS	\$20,473	DS-3FFP	1.15	36.1	1200	94.5	276	38
	1800	460	445TS	FF250E2FS	\$18,025	DS-3FFP	1.15	36.1	1200	95.4	281	47
	1800	575	445TS	FF250E2GS	\$18,025	DS-3FFP	1.15	36.1	1200	95.4	225	47
300	3600	460	445TS	FF300E1FS	\$28,306	DS-3FFP	1.15	36.1	1200	95.0	326	47

Note 38 Q-6 Leads for across-the-line or wye-delta start  
 Note 47 Q-12 leads for across-the-line, wye-delta or part winding start

# Special Application Three Phase, Open Drip Proof (ODP) Vertical Close Coupled Pump UL<sup>®</sup> Listed for Fire Pump Applications


## APPLICATIONS:

For fire pump applications per NFPA<sup>®</sup> 20 where contaminants are minimal.

## FEATURES:

- Class F Insulation, Class B Rise At Service Factor
- Rolled Steel Frame 180-320, Cast Iron Frame On 360
- Aluminum End Shields 250, Cast Iron End Shields 280-360
- Premasked Mylar Nameplate 180-320, Stainless Steel On 360
- 40°C Ambient, NEMA<sup>®</sup> Design B Performance On 60 Hertz Sine Wave Power
- Regreasable Bearings 180 Frame & Larger

- Double Shielded Bearings
- Lifting Provisions 210 Frame & Larger
- Suitable For Wye-Delta Start 250 Frame & Larger
- Dual Voltage Ratings Suitable For Part Winding Start (PWS) On Low Voltage
- 575 Volt Ratings Comply With NRCAN Standards
- Oversized Connection Diagram, "CE" Mark On Nameplate



## JP Shaft - Footless

HP	RPM	Voltage	Frame	Catalog Number	List	Discount Symbol	SF	"C" Dim. (inches)	Ship Wt. (lbs)	NEMA Nom. Eff.	Full Load Amps	Notes
7 1/2	3600	200/400	184JP	FF7E1XV	\$1,027	DS-3FFP	1.15	21.7	75	88.5	20.7/10.3	
	3600	208-230/460	184JP	FF7E1DV	\$1,027	DS-3FFP	1.15	21.7	60	87.5	20.4-18.1/9.1	
10	3600	208-230/460	213JP	FF10E1DV	\$1,432	DS-3FFP	1.15	22.8	90	88.5	27.5-25.3/12.6	
	3600	200/400	213JP	FF10E1XV	\$1,283	DS-3FFP	1.15	22.8	90	88.5	29.2/14.6	
15	3600	200/400	215JP	FF15E1XV	\$1,682	DS-3FFP	1.15	22.8	140	90.2	41/20.7	
	3600	208-230/460	215JP	FF15E1DV	\$1,682	DS-3FFP	1.15	22.8	105	89.5	41-36/18.1	
	3600	575	215JP	FF15E1GV	\$1,642	DS-3FFP	1.15	24.0	90	89.5	14.5	
20	3600	200/400	254JP	FF20E1XV	\$2,094	DS-3FFP	1.15	27.6	160	90.2	54/27.1	02
	3600	208-230/460	254JP	FF20E1DV	\$2,094	DS-3FFP	1.15	27.6	240	90.2	54-47/23.6	02
	3600	575	254JP	FF20E1GV	\$2,094	DS-3FFP	1.15	28.3	160	90.2	18.9	02
25	3600	200/400	256JP	FF25E1XV	\$2,721	DS-3FFP	1.15	28.3	250	91.0	67/33	02
	3600	208-230/460	256JP	FF25E1DV	\$2,721	DS-3FFP	1.15	28.3	248	91.0	67-58/28.9	02
	3600	575	256JP	FF25E1GV	\$2,721	DS-3FFP	1.15	28.3	195	91.0	23.2	02
30	3600	200/400	284JP	FF30E1XV	\$4,150	DS-3FFP	1.15	29.0	300	92.4	78/39	02
	3600	208-230/460	284JP	FF30E1DV	\$4,150	DS-3FFP	1.15	29.0	300	92.4	79-68/34	02
	3600	575	284JP	FF30E1GV	\$4,150	DS-3FFP	1.15	29.0	230	91.0	27.9	02
40	3600	200/400	286JP	FF40E1XV	\$4,566	DS-3FFP	1.15	29.0	350	91.7	106/53	02
	3600	230/460	286JP	FF40E1EV	\$4,566	DS-3FFP	1.15	29.0	320	93.0	90/45	02
	3600	575	286JP	FF40E1GV	\$4,566	DS-3FFP	1.15	29.0	320	93.0	36	02
50	3600	200/400	324JP	FF50E1XV	\$6,278	DS-3FFP	1.15	38.8	385	93.0	134/67	02
	3600	208-230/460	324JP	FF50E1DV	\$6,278	DS-3FFP	1.15	38.8	385	92.4	130-117/59	02
	3600	575	324JP	FF50E1GV	\$6,278	DS-3FFP	1.15	38.8	400	92.4	46	02
60	3600	200/400	326JP	FF60E1XV	\$7,219	DS-3FFP	1.15	38.8	620	93.0	156/78	02
	3600	208-230/460	326JP	FF60E1DV	\$7,219	DS-3FFP	1.15	38.8	460	93.6	152-134/67	02
	3600	575	326JP	FF60E1GV	\$7,219	DS-3FFP	1.15	38.8	460	93.0	54	02
75	3600	200/400	364JP	FF75E1XV	\$9,415	DS-3FFP	1.15	30.5	580	93.0	196/98	02
100	3600	200/400	365JP	FF100E1XV	\$10,828	DS-3FFP	1.15	30.5	600	93.0	258/129	02
	3600	230/460	365JP	FF100E1EV	\$10,828	DS-3FFP	1.15	30.5	600	93.0	227/113	02
	3600	575	365JP	FF100E1GV	\$10,828	DS-3FFP	1.15	30.5	604	93.0	90	02

Note 02 Suitable for Wye-Delta start on voltages shown

Asset Condition Monitoring Solution to visualize\* health and performance data  
Refer to Page 109

forecyte

POWERED BY Nidec

BRAKEMOTORS  
GENERAL PURPOSE SINGLE PHASE  
HVAC  
WASHDOWN  
AGRICULTURE  
COMMERCIAL PUMP MOTORS  
CLOSE COUPLED PUMP MOTORS  
FIRE PUMP MOTORS  
POOL & SPA MOTORS  
RESIDENTIAL WATER PUMP  
ELEVATOR GATE & DOOR

# Pool & Spa Motors

---

**Frame Size:** NEMA<sup>®†</sup> 48 and 56

**Horsepower:** 1/2 through 60 HP

**Phase:** Single & Three Phase

**RPM:** 60 Cycle - 3450 & 3450/1725  
50 Cycle - 2850 & 2850/1425

**Speeds:** Single and Two Speed (Hard & Soft Start) and Variable Speed

**Voltage:**

- 230/115
- 230
- 208-230/115
- 208-230

**Efficiency:** Standard and Premium Efficient

**Enclosure:** Open Drip Proof (ODP),  
Totally Enclosed Fan Cooled (TEFC)  
and TEFC IPX5

**Mounting:**

- Square Flange
- C Flange Threaded
- C Flange Keyed
- Thru-Bolt

**Agency:** UL<sup>®†</sup> Recognized and CSA<sup>®†</sup>  
Certified

**Bearings:**

- 56 Frame - Sealed Ball
- 48 Frame - Sealed Ball

**Warranty:** All Pool and Spa motors  
have a limited 12 month warranty from  
the date of install or 24 months from  
date of manufacturing, whichever  
comes first.

# Pool & Spa OEM Pump/Motor Replacement Guide

## Square Flange and C-Flange Motors

### Square Flange and C-Flange Motors

Motors and pumps need to be properly matched to one another to provide consistent, predictable performance. When selecting your NIDEC replacement motor you will need to know six important pieces of information:

- 1) Pump Mounting (ie. Square Flange, C-Flange, etc.)
- 2) Horsepower
- 3) Service Factor
- 4) Voltage
- 5) Frequency
- 6) Phase

**Most of this information can be attained from the motor nameplate. Always be sure that the total of horsepower times service factor of your new NIDEC motor is equal to or greater than the total of horsepower times service factor of the original motor.**

$$\text{Total Output HP} = (\text{horsepower}) \times (\text{service factor}) \\ = \text{THP or SFHP}$$

PUMP OEM	BRAND NAME	CATEGORY
Aqua Flo	Ultra Flow	C
Aqua Flo	Dominator	S
Astral	2000 Series	J
Baker Hydro	Hydron	J
Carvin Pool	Cygnat	S
Carvin Pool	Magnum & Magnum Force	J
Hayward	Super Pump	J
Hayward	Super Pump II	J
Hayward	Max-Flo	J
Hayward	Max-Flo II	S
Hayward	NorthStar	N
Hayward	TriStar	T
Jacuzzi Brothers	Bronze	C
Jacuzzi Brothers	Magnum & Magnum Force	J
Jandy/Zodiac	SHPF / SHPM	S
Jandy/Zodiac	JHP / JHPU	J
Jandy/Zodiac	MHP / MHPU	J
Pentair/Sta-Rite	DuraGlas / Max-E-Glas	S
Pentair/Sta-Rite	DuraGlas II/ Max-E-Glas II	S
Pentair/Letro	Legend	P
Pentair/American	Ultra-Flow	S
Pentair/American	American Eagle	C
Pentair/Pac Fab	Challenger	S
Pentair/Pac Fab	WhisperFlo	S
Pentair/Pac Fab	Hydro Pump	C
Pentair /Purex	Pinnacle	S
Speck Pumps	Models 72,S90,Super Pro, 433, & ES90	J
Waterco	Hydrostorm, Hydrostar	S
Waterway	SVL56, Champion, SMF	S
Zodiac Pool	Polaris Vac-Sweep, PB4 Booster Pump	P

### CATEGORY "N" HAYWARD NORTHSTAR C-FLANGE THREADED SHAFT

HP	SERVICE FACTOR	VOLTAGE	ENERGY EFFICIENT EXTREME E® 6.5" Frame
3/4	1.85	208-230/115	ESN1072
1	1.40	208-230/115	EUSN1102
1	1.85	208-230/115	ESN1102
1 1/2	1.25	208-230/115	EUSN1152
1 1/2	1.60	208-230/115	ESN1152
2	1.20	208-230/115	EUSN1202
2	1.35	208-230	ESN1202
3	1.20	208-230	EUSN1302
3	1.60	208-230	ESN1302

### CATEGORY "C" NEMA C-FLANGE KEYED SHAFT

HP	SERVICE FACTOR	VOLTAGE	STANDARD EFFICIENCY 6.5" FRAME	ENERGY EFFICIENT EXTREME E® 6.5" Frame
1/2	1.60	230/115	ASB120	ASB656
3/4	1.50	230/115	ASB121	ASB634
1	1.40	230/115	ASB122	ASB653
1.5	1.30	230/115	ASB123	ASB795
2	1.20	230	ASB124	ASB808
3	1.15	208-230		ASB817

### CATEGORY "T" HAYWARD TRISTAR REPLACEMENTS-SQUARE FLANGE

HP	SERVICE FACTOR	VOLTAGE	STANDARD EFFICIENCY 6.5" FRAME	ENERGY EFFICIENT EXTREME E® 6.5" Frame
1/2	1.98	208-230/115		ET3205
3/4	1.85	208-230/115		ET3207
3/4	1.25	230/115	ASB852	
1	1.85	208-230/115		ET3210
1	1.25	230/115	ASB853	
1.5	1.60	208-230/115		ET3215
1.5	1.10	230/115	ASB854	
2	1.35	208-230		ET3220
2	1.10	230/115	ASB859	
2.5	1.04	230	ASB840	
3	1.15	208-230	ASB844	

### CATEGORY "J" NEMA C-FLANGE THREADED SHAFT

HP	SERVICE FACTOR	VOLTAGE	STANDARD EFFICIENCY		ENERGY EFFICIENT EXTREME E®		ENERGY EFFICIENT VARIABLE SPEED
			6.5" FRAME	5.5" FRAME	6.5" FRAME	5.5" FRAME	
1/2	1.60	230/115	ASB126	EST1052	ASB657	ECT1052	
3/4	1.00	230/115	ASB227	EUST1072			
	1.50	230/115	ASB127	EST1072	ASB638	ECT1072	
1	1.00	230/115	ASB228	EUST1102			NPTT125
	1.40	230/115	ASB128	EST1102	ASB654	ECT1102	
1.5	1.00	230/115	ASB229	EUST1152			NPTT165
	1.30	230/115	ASB129	EST1152	ASB796		
2	1.00	230/115	ASB230	EUST1202			NPTT225
	1.20	230	ASB130	EST1202	ASB809		
2.5	1.00	230	ASB231	EUST1252			NPTT270
3	1.15	208-230			ASB818		AVSJ3
5	1.00	208-230			ASB819		

### CATEGORY "S" SQUARE FLANGE

HP	SERVICE FACTOR	VOLTAGE	STANDARD EFFICIENCY		ENERGY EFFICIENT EXTREME E®		ENERGY EFFICIENT VARIABLE SPEED
			6.5" FRAME	5.5" FRAME	6.5" FRAME	5.5" FRAME	
1/2	1.30	230/115		EUSQ1052			
	1.90	230/115	ASB846	ESQ1052	ASB845	EQC1052	
3/4	1.27	230/115	ASB852	EUSQ1072		EUQC1072	
	1.65	230/115	ASB847	ESQ1072	ASB661	EQC1072	
1	1.25	230/115	ASB853	EUSQ1102		EUQC1102	NPTQ125
	1.65	230/115	ASB848	ESQ1102	ASB841	EQC1102	
1.5	1.10	230/115	ASB854	EUSQ1152		EUQC1152	NPTQ165
	1.50	230/115	ASB858	ESQ1152	ASB842		
2	1.10	230/115	ASB859	EUSQ1202			NPTQ225
	1.30	230	ASB748	ESQ1202	ASB843		
2.5	1.04	230	ASB840	EUSQ1252			NPTQ270
3	1.15	208-230	ASB844		ASB844		AVSS3
5	1.00	208-230			ASB850		

### CATEGORY "P" POOL CLEANERS

HP	SERVICE FACTOR	VOLTAGE	BRAND	NIDEC 56™ 6.5" Frame
3/4	1.50	230/115	Polaris	ASB625
	1.50	230/115	Letro	ASB668

# NEPTUNE™ Variable Speed Motor & Control Category "S" & "J"



NEW

## FEATURES:

- Fully Integrated Variable Speed Motor & Control
- Brushless Permanent Magnet (BPM) Motor
- Proposed DOE Law & CEC Title 20 Compliant
- Dual Voltage 1.25THP & 1.65THP Models
- TEFC -- IPX5 Enclosure
- Shaft Threads -- (Square Flange) 1/2-20 UNC-2A or (C-Flange) 7/16-20 UNF-2A
- 50°C Ambient
- Triple Bearing Protection
- 1081 Design
- Continuous Duty
- Class B Insulated
- Sealed Ball Bearings
- 80%+ Motor & Control Efficiency @ Full Speed
- 300 Series Stainless Steel Shaft
- Speed Range: 600-3450 RPM
- Low Temperature Monitor
- Finned Aluminum Enclosure
- Fully Functional User Interface
- Modbus & Low Voltage Connection to Pool Control Systems
- Up to Seven Daily Schedules Can Be Programmed
- Adjustable Priming Time & Speed
- Menu Keypad Lockout
- Designed For Quiet Operation
- Simple "Drop In" installation with No Complex Wiring
- Factory Programmed Schedule Settings to Meet the Proposed DOE Law & the CEC Title 20 Rule
- Ability to communicate with pool control systems
- Discount Symbol: DS-FPS**

## PREMIUM ENERGY EFFICIENT, VARIABLE SPEED, SQUARE FLANGE, CATEGORY "S"

THP	RPM	Voltage	Freq	SF Amps	System Efficiency	Power Factor Corrected	Catalog Number	Motor Frame	Length Less Shaft	Wgt.	List
1.25	600-3450	115/230	50/60	13.2/7.7	80%	No	NPTQ125*	48Y	13.34	19	\$870
1.65	600-3450	115/230	50/60	13.6/6.8	81%	Yes	NPTQ165*	48Y	10.66	28	\$933
2.25	600-3450	230	50/60	9.5	81%	Yes	NPTQ225*	48Y	10.66	30	\$987
2.7	600-3450	230	50/60	11.1	81%	Yes	NPTQ270*	48Y	10.66	30	\$1,099

## PREMIUM ENERGY EFFICIENT, VARIABLE SPEED, 56J MOUNTING, CATEGORY "J"

THP	RPM	Voltage	Freq	SF Amps	System Efficiency	Power Factor Corrected	Catalog Number	Motor Frame	Length Less Shaft	Wgt.	List
1.25	600-3450	115/230	50/60	13.2/7.7	80%	No	NPTT125*	48Y	12.09	19	\$870
1.65	600-3450	115/230	50/60	13.6/6.8	81%	Yes	NPTT165*	48Y	10.01	28	\$933
2.25	600-3450	230	50/60	9.5	81%	Yes	NPTT225*	48Y	10.01	30	\$987
2.7	600-3450	230	50/60	11.1	81%	Yes	NPTT270*	48Y	10.01	31	\$1,099



## Simple & Intuitive Neptune™ User Interface

- Up to Seven On/Off Time & Speed schedules available. Preprogrammed with Three energy savings mode schedules.
- One touch speed settings closely tie to the 2021 DOE Rule speed settings: Speed 1 = 1350 RPM, Speed 2 = 1725 RM & Speed 3 = 2760 RPM
- One touch Clean button which runs the motor at 3450 RPM for 30 minutes
- Up and Down arrows allow for navigation through menu options and allow for one touch +/- 10 RPM speed changes for fine tuning flow rates
- LCD screen alternately displays Time of Day and Current Speed then the Current Operation Mode and the time remaining in this Mode

\* California Energy Commission (CEC) Appliance Regulations (Title 20) compliant  
 \*\* Contact dealer for full conditions of operation  
 Catalog numbers are for competitive comparison purposes only.




Extreme-E® represents our most efficient running, highest performing lines of motors.



# affinity® Variable Speed Motor/Control

## Switchless Design, 6.5" Frame Diameter, Category "S" & "J"



### FEATURES:

- Shaft Threads – (Square Flange) 1/2-20 UNC-2A or (C-Flange) 7/16-20 UNF-2A
- 50°C Ambient
- Triple Bearing Protection
- 1081 Design
- Continuous Duty
- Class B Insulated
- Totally Enclosed, Fan Cooled
- Sealed Ball Bearings
- 90% Motor Efficiency
- 300 Series Stainless Steel Shaft
- Brushless Permanent Magnet Motor
- Variable RPM, 1035-3450
- California Title 20 Compliant
- Multiple Sizes to Fit Pump Ratings
- Fully Integrated Motor Control
- Program for Various Flows (Speeds)
- Mon-Fri and Sat/Sun, Two Settings Each
- Four Custom Flow Settings
- Freeze Sensor
- Vacuum Override
- Programmable Pump Priming Setting
- RS-485 Port for Easy Connectivity with Automation Control Interface Adapter (Below)
- Discount symbol: DS-FPS

### Premium Energy Efficient, Full Service Factor, Full Rated, Category "S"

HP	SF	THP	RPM	Voltage	Freq	SF Amps	Catalog Number	Motor Frame	Length Less Shaft	Wgt.	List
1.5	1.60	2.40	Variable	230	60	10.0	AVSS15*	56Y	13.25	42	\$1,200
3	1.15	3.45	Variable	230	60	14.0	AVSS3*	56Y	13.25	42	\$1,250

### Premium Energy Efficient, Full Service Factor, Full Rated, Category "J"

HP	SF	THP	RPM	Voltage	Freq	SF Amps	Catalog Number	Motor Frame	Length Less Shaft	Wgt.	List
1.5	1.60	2.40	Variable	230	60	10.0	AVSJ15*	56J	13.09	43	\$1,200
3	1.15	3.45	Variable	230	60	14.0	AVSJ3*	56J	13.09	44	\$1,250

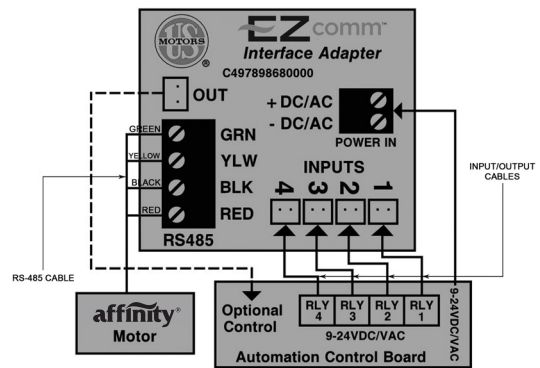
## EZ-COMM® Interface Adapter

### FEATURES:

- 4 speed settings
- One output signal to allow for proper timing of operation for other pool equipment pad items
- Can operate via the AFFINITY® variable speed motor user interface in conjunction with the pool control system
- Will operate with any pool control system with low voltage connections
- EZ to install and connect
- Power Adapter for Phone Style Connections
- Discount symbol: DS-FPS

## EZ-COMM® Interface Adapter

Catalog no. **EZCOM1**  
Weight **2 LB**




Wiring Diagram

\* California Energy Commission (CEC) Appliance Regulations (Title 20) compliant  
 \*\* Contact dealer for full conditions of operation  
 Catalog numbers are for competitive comparison purposes only.

BRAKEMOTORS  
 GENERAL PURPOSE SINGLE PHASE  
 HVAC  
 WASHDOWN  
 AGRICULTURE  
 COMMERCIAL PUMP MOTORS  
 CLOSE COUPLED PUMP MOTORS  
 FIRE PUMP MOTORS  
 POOL & SPA MOTORS  
 RESIDENTIAL WATER PUMP  
 ELEVATOR GATE & DOOR

# affinity<sup>®</sup> Two Speed with Timer

## Switchless Design, 6.5" Frame Diameter, Category "S" & "J"



### FEATURES:

- Two Compartment
- Shaft Threads – (Square Flange) 1/2-20 UNC-2A or (C-Flange) 7/16-20 UNF-2A
- 50°C Ambient
- 1081 Design
- Continuous Duty
- Class B Insulated
- Open Drip Proof
- 300 Series Stainless Steel Shaft
- Thermally Protected
- Program for Low & High Speeds
- Two Settings – Mon-Fri and Sat/Sun
- High/Low Speed Override
- Freeze Sensor
- California Title 20/24 Compliant
- **Discount symbol: DS-FPS**



- Optimized internal airflow design minimizes heat and moisture buildup inside the motor
- Internal bearing cover protects the drive/pump end ball bearing from water and debris that may occur inside of the motor
- Three additional layers of drive/pump end bearing protection:
  - Double Sealed Ball Bearing
  - Lip Seal
  - Water Slinger

### extreme-E<sup>®</sup> Square Flange, Premium Energy Efficient, Total Horsepower Rated, Category "S"



THP	RPM	Voltage	Freq	Amps	Catalog Number	Motor Frame	Length Less Shaft	Wgt.	List
1.25/0.20	3450/1725	230	60	5.8 / 1.2	ASB2980T*	56Y	12.99	29	\$565
1.65/0.26	3450/1725	230	60	7.4 / 1.4	ASB2982T*	56Y	13.24	31	\$577
2.25/0.38	3450/1725	230	60	9.2 / 2.1	ASB2983T*	56Y	13.74	33	\$639
2.60/0.43	3450/1725	230	60	10.6 / 2.4	ASB2984T*	56Y	14.24	36	\$750

### extreme-E<sup>®</sup> C-Flange, Premium Energy Efficient, Total Horsepower Rated, Category "J"



THP	RPM	Voltage	Freq	Amps	Catalog Number	Motor Frame	Length Less Shaft	Wgt.	List
1.25/0.17	3450/1725	230	60	5.8/1.2	ASB2973HT*	56J	12.01	29	\$563
1.65/0.20	3450/1725	230	60	7.4/1.3	ASB2975T*	56J	12.01	31	\$575
2.25/0.30	3450/1725	230	60	9.2/2.1	ASB2977T*	56J	12.51	33	\$637
2.60/0.33	3450/1725	230	60	10.6/2.4	ASB2979T*	56J	12.51	36	\$748

\* California Energy Commission (CEC) Appliance Regulations (Title 20) compliant  
 \*\* Contact dealer for full conditions of operation  
 Catalog numbers are for competitive comparison purposes only.

extreme-E<sup>®</sup> Extreme-E<sup>®</sup> represents our most efficient running, highest performing lines of motors.

† All marks shown within this document are properties of their respective owners.

# Premium Efficient Two-Speed Pool and Spa Motors NEW Switchless Design, 6.5" Frame Diameter, Category "S" & "J"



Eliminate the Industry's #1 cause of failure on two-speed motors, the mechanical switch, with these switchless premium efficient two-speed motors

## FEATURES:


- Two Compartment
- Shaft Threads – (Square Flange) 1/2-20 UNC-2A or (C-Flange) 7/16-20 UNF-2A
- 50°C Ambient
- 1081 Design
- Continuous Duty
- Open Dripproof
- Class B Insulated
- 300 Series Stainless Steel Shaft
- Thermally Protected
- Discount symbol: DS-FPS



- Optimized internal airflow design minimizes heat and moisture buildup inside the motor
- Internal bearing cover protects the drive/pump end ball bearing from water and debris that may occur inside of the motor
- Three additional layers of drive/pump end bearing protection:
  - Double Sealed Ball Bearing
  - Lip Seal
  - Water Slinger

## extreme-E Square Flange, Premium Energy Efficient, Total Horsepower Rated, Category "S"

THP	RPM	Voltage	Freq	SF Amps	Catalog Number	Motor Frame	Length Less Shaft	Wgt.	List
1.25/0.20	3450/1725	230	60	5.8/1.2	ASB2980*	56Y	12.99	27	\$433
1.65/0.26	3450/1725	230	60	7.4/1.4	ASB2982*	56Y	13.24	29	\$445
2.25/0.38	3450/1725	230	60	9.2/2.1	ASB2983*	56Y	13.74	31	\$507
2.60/0.43	3450/1725	230	60	10.6/2.4	ASB2984*	56Y	14.24	36	\$618



## extreme-E C-Flange, Premium Energy Efficient, Total Horsepower Rated, Category "J"

THP	RPM	Voltage	Freq	Max Pump SF Amps	Catalog Number	Motor Frame	Length Less Shaft	Wgt.	List
1.25/0.17	3450/1725	230	60	5.8/1.2	ASB2973H*	56J	12.01	27	\$431
1.65/0.20	3450/1725	230	60	7.4/1.3	ASB2975*	56J	12.01	29	\$443
2.25/0.30	3450/1725	230	60	9.2/2.1	ASB2977*	56J	12.51	31	\$505
2.60/0.33	3450/1725	230	60	10.6/2.4	ASB2979*	56J	12.51	36	\$616

NOTE: Toggle switch cover assembly available for two speed models - LO-OFF-HI- X2975769700000L

\* California Energy Commission (CEC) Appliance Regulations (Title 20) compliant  
 \*\* Contact dealer for full conditions of operation  
 Catalog numbers are for competitive comparison purposes only.

extreme-E Extreme-E® represents our most efficient running, highest performing lines of motors.

## AQUA-SHIELD PRO®

### Totally Enclosed Fan Cooled Pool and Spa Motors

### Switchless Design, Finned Aluminum Frame,

### 5.5" Frame Diameter, Category "S" & "J"



What benefits does the Aqua-Shield PRO™'s IPX5 enclosure provide your customers? First, the aluminum fin construction provides additional corrosion resistance and helps dissipate heat which promotes cooler running motors. Second, this product line of motors is designed and tested and is protected against low pressure water jets hitting the motor from any direction. This motor prevents the intrusion of moisture from getting inside the motor near the electrical components and this helps reduce winding failures even in the most extreme environments. If your customers have pumps and motors operating in wet, humid environments, the AQUA-SHIELD PRO® pump motor is what you need.

#### FEATURES:

- Shaft Threads – (Square Flange) 1/2-20 UNC-2A or (C-Flange) 7/16-20 UNF-2A
- 50°C Ambient
- 1081 Design
- Continuous Duty
- Class B Insulated
- Totally Enclosed, Fan Cooled, IPX5 Enclosure
- 300 Series Stainless Steel Shaft
- Thermally Protected
- 5.5" Diameter Frame
- Triple Bearing Protection
- Finned Aluminum Frame
- **Discount Symbol: DS-FPS**

#### extreme-E Square Flange, Premium Energy Efficient, Total Horsepower Rated, Category "S"

THP	RPM	Voltage	Freq	SF Amps	Catalog Number	Motor Frame	Length Less Shaft	Wgt.	List
1.25	3450	208-230/115	60	5.9-5.5/11.0	TEQ125	48Y	12.10	26.5	\$314
1.65	3450	208-230/115	60	8.1-7.2/14.4	TEQ165	48Y	13.10	29.5	\$341
2.25	3450	208-230/115	60	10.5-9.4/18.8	TEQ225	48Y	13.10	31.5	\$435
2.70	3450	208-230	60	11.6-10.5	TEQ270	48Y	13.10	28	\$522

#### extreme-E C-Flange, Premium Energy Efficient, Total Horsepower Rated, Category "J"

THP	RPM	Voltage	Freq	SF Amps	Catalog Number	Motor Frame	Length Less Shaft	Wgt.	List
1.25	3450	208-230/115	60	5.9-5.5/11.0	TET125	56J	12.84	26.5	\$305
1.65	3450	208-230/115	60	8.1-7.2/14.4	TET165	56J	12.84	29	\$330
2.25	3450	208-230/115	60	10.5-9.4/18.8	TET225	56J	12.84	31	\$424
2.75	3450	208-230	60	11.6-10.5	TET275	56J	12.84	28	\$505

\* California Energy Commission (CEC) Appliance Regulations (Title 20) compliant  
 \*\* Contact dealer for full conditions of operation  
 Catalog numbers are for competitive comparison purposes only.

extreme-E Extreme-E® represents our most efficient running, highest performing lines of motors.

# AQUA-SHIELD® EZ48® Square Flange Pool and Spa Motors Switch Design, 5.5" Frame Diameter: Category "S"



## FEATURES:

- Two Compartment
- Shaft Threads - 1/2-20 UNF-2A
- 50°C Ambient
- Triple Bearing Protection
- 1081 Design
- Continuous Duty
- Open Dripproof
- Sealed Ball Bearings
- Thermally Protected
- Class B Insulated
- 300 Series Stainless Steel Shaft
- Voltage Selection Device (Dual Voltage Only)
- **Discount symbol: DS-FPS**



- Optimized internal airflow design minimizes heat and moisture buildup inside the motor
- Internal bearing cover protects the drive/pump end ball bearing from water and debris that may occur inside of the motor
- Three additional layers of drive/pump end bearing protection:
  - Double Sealed Ball Bearing
  - Lip Seal
  - Water Slinger

## Standard Efficient, Total Horsepower Rated



THP	RPM	Voltage	Freq	Amps	Catalog Number	Motor Frame	Length Less Shaft	Wgt.	List
0.65	3450	230/115	60	4.1/8.2	ASQ065	48Y	11.80	15	\$232
0.95	3450	230 /115	60	5.5/11.0	ASQ095	48Y	12.05	16	\$243
1.25	3450	230 /115	60	7.0/14.0	ASQ125	48Y	13.05	21	\$276
1.65	3450	230 /115	60	9.0/18.0	ASQ165	48Y	13.05	25	\$321
2.25	3450	230 /115	60	9.5/19.0	ASQ225 <sup>†</sup>	48Y	13.30	28	\$415
2.25	3450	230	60	9.5	ASQ225H <sup>†</sup>	48Y	13.30	28	\$415
2.60	3450	230	60	11.2	ASQ260 <sup>†</sup>	48Y	13.30	30	\$513

## High Efficiency, Total Horsepower Rated



THP	RPM	Voltage	Freq	SF Amps	Catalog Number	Motor Frame	Length Less Shaft	Wgt.	List
1.25	3450	230 /115	60	5.7/11.4	AQC125 <sup>†</sup>	48Y	12.80	24	\$321
1.65	3450	230 /115	60	7.6/15.2	AQC165 <sup>†</sup>	48Y	13.30	26	\$348

PENTAIR Max-E-GLAS<sup>®†</sup> & DURA\*GLAS<sup>®†</sup> Replacement Motor Base Available B3574344900010L

\* California Energy Commission (CEC) Appliance Regulations (Title 20) compliant

\*\* Contact dealer for full conditions of operation


Catalog numbers are for competitive comparison purposes only.

▲ High Efficiency, Capacitor Start/Run Design

† All marks shown within this document are properties of their respective owners.



## AQUA-SHIELD® EZ48® C-Flange Pool and Spa Motors Switch Design, 5.5" Frame Diameter, Threaded Shaft: Category "J"



### FEATURES:

- Two Compartment
- Triple Bearing Protection
- Thermally Protected
- 1081 Design
- Shaft Threads - 7/16-20 UNF-2A
- Class B Insulated
- Open Dripproof
- Continuous Duty
- 50°C Ambient
- 300 Series Stainless Steel Shaft
- Sealed Ball Bearings
- Voltage Selection Device (Dual Voltage Only)
- **Discount symbol: DS-FPS**
- Optimized internal airflow design minimizes heat and moisture buildup inside the motor
- Internal bearing cover protects the drive/pump end ball bearing from water and debris that may occur inside of the motor
- Three additional layers of drive/pump end bearing protection:
  - Double Sealed Ball Bearing
  - Lip Seal
  - Water Slinger



### Standard Efficient, Total Horsepower Rated



THP	RPM	Voltage	Freq	SF Amps	Catalog Number	Motor Frame	Length Less Shaft	Wgt.	List
0.95	3450	230/115	60	5.5/11.0	AST095	56J	11.25	16	\$236
1.25	3450	230/115	60	7.0/14.0	AST125	56J	12.25	21	\$263
1.65	3450	230/115	60	8.5/17.0	AST165	56J	12.75	24	\$301
2.75	3450	208-230	60	12.3-11.3	AST275 <sup>†</sup>	56J	13.00	28.5	\$487

\* California Energy Commission (CEC) Appliance Regulations (Title 20) compliant

\*\* Contact dealer for full conditions of operation

Catalog numbers are for competitive comparison purposes only.

▲ High Efficiency, Capacitor Start/Run Design

† All marks shown within this document are properties of their respective owners.

# Square Flange Pool and Spa Motors

## Switchless Design, 6.5" Frame Diameter, Category "S"



### FEATURES:

- Two Compartment
- 1081 Design
- Open Dripproof
- 300 Series Stainless Steel Shaft
- Shaft Threads - 1/2-20 UNF-2A
- Voltage Selection Device (Dual Voltage Only)
- Continuous Duty
- Class B Insulated
- Thermally Protected
- 50°C Ambient
- THP Rated
- **Discount symbol: DS-FPS**



- Optimized internal airflow design minimizes heat and moisture buildup inside the motor
- Internal bearing cover protects the drive/pump end ball bearing from water and debris that may occur inside of the motor
- Three additional layers of drive/pump end bearing protection:
  - Double Sealed Ball Bearing
  - Lip Seal
  - Water Slinger

### Standard Efficient, Total Horsepower Rated



THP	RPM	Voltage	Freq	THP Amps	Catalog Number	Motor Frame	Length Less Shaft	Wgt.	List
0.98	3450	230 /115	60	5.4/10.8	ASB846	56Y	11.99	22	\$247
1.25	3450	230 /115	60	7.0/14.0	ASB847	56Y	12.49	23	\$281
1.65	3450	230 /115	60	7.7/15.4	ASB848	56Y	12.74	25	\$321
2.25	3450	230 /115	60	10.8/21.6	ASB858	56Y	13.74	32	\$423
2.60	3450	230	60	11.5	ASB748	56Y	13.74	30	\$513
3.45	3450	208-230	60	14.8-13.5	ASB844	56Y	14.24	38	\$620
5.00	3450	208-230	60	21.0-19.4	ASB850 <sup>Δ</sup>	56Y	15.74	50	\$705

### extreme-E Premium Energy Efficient, Total Horsepower Rated (Suitable for 50Hz)\*\*



THP	RPM	Voltage	Freq	THP Amps	Catalog Number	Motor Frame	Length Less Shaft	Wgt.	List
0.98	3450	208-230/115	60	4.4-4.2/8.4	ASB845	56Y	12.24	20	\$292
1.25	3450	208-230/115	60	5.9-5.5/11.0	ASB661	56Y	12.74	23	\$321
1.65	3450	208-230/115	60	7.6-7.2/14.4	ASB841	56Y	12.99	25	\$348
2.25	3450	208-230/115	60	9.7-9.0/18.0	ASB842	56Y	13.74	33	\$439
2.60	3450	208-230	60	10.6-10.0	ASB843	56Y	13.74	35	\$522
3.45	3450	208-230	60	14.8-13.5	ASB844	56Y	14.24	38	\$620
5.00	3450	208-230	60	21.0-19.4	ASB850 <sup>Δ</sup>	56Y	15.74	50	\$705

### extreme-E Premium Energy Efficient, Two Speed, Total Horsepower Rated, Soft Start, Switch Design

HP	SF	THP	RPM	Voltage	Freq	SF Amps	Catalog Number	Motor Frame	Length Less Shaft	Wgt.	List
3/4/1.2	1.67	1.25/0.20	3450/1725	115	60	14.5/5.3	EB981*	56Y	12.30	30	\$449

PENTAIR Max-E-GLAS<sup>®†</sup> & DURA\*GLAS<sup>®†</sup> Replacement Motor Base Available B3574344900010L  
 NOTE: Toggle switch cover assembly available for two speed models - LO-OFF-HI- X2975769700000L

<sup>Δ</sup>190 Volt Maximum Operating Voltage for 50 Hz

<sup>◇</sup> Not Normally Stocked

\* California Energy Commission (CEC) Appliance Regulations (Title 20) compliant  
 \*\* Contact dealer for full conditions of operation  
 Catalog numbers are for competitive comparison purposes only.


extreme-E Extreme-E<sup>®</sup> represents our most efficient running, highest performing lines of motors.

<sup>†</sup> All marks shown within this document are properties of their respective owners.

BRAKEMOTORS  
 GENERAL PURPOSE SINGLE PHASE  
 HVAC  
 WASHDOWN  
 AGRICULTURE  
 COMMERCIAL PUMP MOTORS  
 CLOSE COUPLED PUMP MOTORS  
 FIRE PUMP MOTORS  
 POOL & SPA MOTORS  
 RESIDENTIAL WATER PUMP  
 ELEVATOR GATE & DOOR

## C-Flange Pool and Spa Motors

### Switchless Design, 6.5" Frame Diameter, Category "C" & "J"



#### FEATURES:

- Two Compartment
- Shaft Threads - 7/16-20 UNF-2A
- 50°C Ambient
- 1081 Design
- Continuous Duty
- Class B Insulated
- Open Dripproof
- 300 Series Stainless Steel Shaft
- Thermally Protected
- Voltage Selection Device (Dual Voltage Only)
- **Discount symbol: DS-FPS**



- Optimized internal airflow design minimizes heat and moisture buildup inside the motor
- Internal bearing cover protects the drive/pump end ball bearing from water and debris that may occur inside of the motor
- Three additional layers of drive/pump end bearing protection:
  - Double Sealed Ball Bearing
  - Lip Seal
  - Water Slinger

#### Standard Efficient, Total Horsepower Rated



THP	RPM	Voltage	Freq	Amps	Shaft	Catalog Number	Motor Frame	Length Less Shaft	Wgt.	List
0.98	3450	230/115	60	5.4/10.8	Threaded	ASB126	56J	10.26	20	\$241
1.25	3450	230/115	60	7.0/14.0	Threaded	ASB127	56J	10.76	23	\$268
1.65	3450	230/115	60	7.7/15.4	Threaded	ASB128	56J	11.01	24	\$307
2.25	3450	230/115	60	10.8/21.6	Threaded	ASB129	56J	12.01	31	\$415
2.60	3450	230	60	11.5	Threaded	ASB130	56J	11.76	30	\$497
3.45	3450	208-230	60	14.8-13.5	Threaded	ASB818	56J	12.51	36	\$659
5.00	3450	208-230	60	21.0-19.4	Threaded	ASB819 <sup>Δ</sup>	56J	14.01	50	\$713

#### extreme-E Premium Energy Eff., Total Horsepower Rated (Suitable for 50Hz)\*\*



THP	RPM	Voltage	Freq	Amps	Shaft	Catalog Number	Motor Frame	Length Less Shaft	Wgt.	List
0.98	3450	208-230/115	60	4.5-4.3/8.6	Keyed	ASB656	56C	10.51	20	\$303
0.98	3450	208-230/115	60	4.5-4.3/8.6	Threaded	ASB657	56J	10.51	20	\$307
1.25	3450	208-230/115	60	5.9-5.5/11.0	Keyed	ASB634	56C	11.01	23	\$333
1.25	3450	208-230/115	60	5.9-5.5/11.0	Threaded	ASB638	56J	11.01	23	\$337
1.65	3450	208-230/115	60	7.6-7.2/14.4	Keyed	ASB653	56C	11.26	25	\$370
1.65	3450	208-230/115	60	7.6-7.2/14.4	Threaded	ASB654	56J	11.26	25	\$374
2.25	3450	208-230/115	60	9.7-9.0/18.0	Keyed	ASB795	56C	12.01	32	\$410
2.25	3450	208-230/115	60	9.7-9.0/18.0	Threaded	ASB796	56J	12.01	32	\$428
2.60	3450	208-230	60	10.6-10.0	Keyed	ASB808	56C	12.01	34	\$492
2.60	3450	208-230	60	10.6-10.0	Threaded	ASB809	56J	12.01	32	\$501
3.45	3450	208-230	60	14.8-13.5	Keyed	ASB817	56C	12.51	36	\$651
3.45	3450	208-230	60	14.8-13.5	Threaded	ASB818	56J	12.51	36	\$659
5.00	3450	208-230	60	21.0-19.4	Threaded	ASB819 <sup>Δ</sup>	56J	14.01	50	\$713
5.00	3450	208-230	60	21.0-19.4	Threaded	•ASB116 <sup>Δ◊</sup>	56Y	14.76	53	\$800

PENTAIR Max-E-GLAS<sup>®†</sup> & DURA\*GLAS<sup>®†</sup> Replacement Motor Base Available B3574344900010L

Δ190 Volt Maximum Operating Voltage for 50 Hz

◊B14 flange, metric shaft

◊ Not Normally Stocked

\* California Energy Commission (CEC) Appliance Regulations (Title 20) compliant

\*\* Contact dealer for full conditions of operation


Catalog numbers are for competitive comparison purposes only.



Extreme-E<sup>®</sup> represents our most efficient running, highest performing lines of motors.

† All marks shown within this document are properties of their respective owners.

# C-Flange Pool and Spa Motors Switchless Design, 6.5" Frame Diameter (Continued): Category "C" & "J"



## FEATURES:

- Two Compartment
- Shaft Threads - 7/16-20 UNF-2A
- 50°C Ambient
- 1081 Design
- Continuous Duty
- Class B Insulated
- Open Dripproof
- 300 Series Stainless Steel Shaft
- Thermally Protected
- Secondary "Max Pump" Service Factor (SF) for C-Flange motors to allow for popular OEM pump loading
- Discount symbol: DS-FPS

## extreme-E Two Speed, Total Horsepower Rated, Soft Start

THP	RPM	Voltage	Freq	Amps	Shaft	Catalog Number	Motor Frame	Length Less Shaft	Wgt.	List
1.25/0.17	3450/1725	115V	60	14.5/5.3	Threaded	EB973 <sup>o</sup>	56J	11.02	28	\$433

<sup>o</sup>Not Normally Stocked

NOTE: Toggle switch cover assembly available for two speed models - LO-OFF-HI- X297576970000L

# Pool Cleaner Replacement Motors Switchless Design, 6.5" Frame Diameter: Category "P"



## FEATURES:

- Two Compartment
- Shaft Threads - 1/2-20 UNF-2A
- 50°C Ambient
- 1081 Design
- Continuous Duty
- Voltage Selection Device
- Class B Insulated
- Open Drip Proof
- 300 Series Stainless Steel Shaft
- Thermally Protected
- Secondary "Max Pump" Service Factor (SF) for C-Flange motors to allow for popular OEM pump loading
- Discount Symbol: DS-FPS
- Optimized internal airflow design minimizes heat and moisture buildup inside the motor
- Internal bearing cover protects the drive/ pump end ball bearing from water and debris that may occur inside of the motor
- Three additional layers of drive/pump end bearing protection:
  - Double Sealed Ball Bearing
  - Lip Seal
  - Water Slinger



## Standard Efficient, Full Service Factor, Full Rated

HP	NEMA <sup>o†</sup> SF	Max Pump SF	THP	RPM	Voltage	Freq	NEMA <sup>o†</sup> SF Amps	Max Pump SF Amps	Catalog Number	Motor Frame	Length Less Shaft	Wgt.	Replacement Brand	List
3/4	1.50	1.65	1.25	3450	230/115	60	6.3/12.6	7.0/14.0	ASB625	56CZ	10.76	23	Polaris/Zodiac	\$305
3/4	1.50	1.65	1.25	3450	230/115	60	6.0/12.0	7.0/14.0	ASB668	56CZ	10.76	23	Letro/Pentair	\$305

\* California Energy Commission (CEC) Appliance Regulations (Title 20) compliant  
 \*\* Contact dealer for full conditions of operation  
 Catalog numbers are for competitive comparison purposes only.

<sup>†</sup> All marks shown within this document are properties of their respective owners.

extreme-E Extreme-E<sup>o</sup> represents our most efficient running, highest performing lines of motors.

BRAKEMOTORS  
 GENERAL PURPOSE SINGLE PHASE  
 HVAC  
 WASHDOWN  
 AGRICULTURE  
 COMMERCIAL PUMP MOTORS  
 CLOSE COUPLED PUMP MOTORS  
 FIRE PUMP MOTORS  
 POOL & SPA MOTORS  
 RESIDENTIAL WATER PUMP  
 ELEVATOR GATE & DOOR

## Three Phase Pool & Spa Motors

### FEATURES:

- Single Compartment
- Sealed Ball Bearings
- Triple Bearing Protection
- Open Drip Proof
- Class B Insulated
- Shaft Threads – (Square Flange) 1/2-20 UNC-2A or (C-Flange) 7/16-20 UNF-2A
- 300 Series Stainless Steel Shaft
- Continuous Duty
- 50°C Ambient
- Rated for 50 Hertz, 1.0 Service Factor
- **Discount Symbol: DS-FPS**

### Square Flange, Full Service Factor, Full Rated

HP	SF	RPM	Voltage	Freq	SF Amps	Catalog Number	Motor Frame	Length Less Shaft	Wgt.	Shaft	List
1/2	1.90	3450	208-230/460	60	2.9-2.6/1.3	EH491	56Y	10.27	23	Threaded	\$312
3/4	1.65	3450	208-230/460	60	4.1-3.8/1.9	EH492	56Y	10.27	23	Threaded	\$343
1.0	1.65	3450	208-230/460	60	4.8-4.6/2.3	EH635	56Y	10.27	25	Threaded	\$383
1.5	1.47	3450	208-230/460	60	6.4-6.2/3.1	EH636	56Y	10.52	28	Threaded	\$486
2.0	1.30	3450	208-230/460	60	7.0-6.6/3.3	EH637	56Y	11.02	33	Threaded	\$589
3.0	1.15	3450	208-230/460	60	9.6-9.4/4.7	EH755	56Y	12.04	41	Threaded	\$638
5.0	1.00	3450	208-230/460	60	13.7-13.0/6.5	EH995	56Y	13.50	52	Threaded	\$705

### C-Flange, Keyed and Threaded Shaft, Full Service Factor, Full Rated

HP	SF	RPM	Voltage	Freq	SF Amps	Catalog Number	Motor Frame	Length Less Shaft	Wgt.	Shaft	List
1/2	1.60	3450	208-230/460	60	2.7-2.4/1.2	EH281	56C	9.07	22	Keyed	\$268
1/2	1.60	3450	208-230/460	60	2.7-2.4/1.2	EH282	56J	9.07	26	Threaded	\$294
3/4	1.50	3450	208-230/460	60	3.7-3.6/1.8	EH450	56C	9.07	22	Keyed	\$299
3/4	1.50	3450	208-230/460	60	3.7-3.6/1.8	EH451	56J	9.07	22	Threaded	\$326
1.0	1.40	3450	208-230/460	60	4.4-4.2/2.1	EH513	56C	9.07	24	Keyed	\$339
1.0	1.40	3450	208-230/460	60	4.4-4.2/2.1	EH514	56J	9.07	24	Threaded	\$370
1.5	1.30	3450	208-230/460	60	6.0-5.8/2.9	EH616	56C	9.31	27	Keyed	\$441
1.5	1.30	3450	208-230/460	60	6.0-5.8/2.9	EH617	56J	9.31	27	Threaded	\$477
2.0	1.20	3450	208-230/460	60	6.6-6.4/3.2	EH704	56C	9.82	32	Keyed	\$482
2.0	1.20	3450	208-230/460	60	6.6-6.4/3.2	EH705	56J	9.82	32	Threaded	\$544
3.0	1.15	3450	208-230/460	60	9.6-9.4/4.7	EH740	56C	10.82	40	Keyed	\$602
3.0	1.15	3450	208-230/460	60	9.6-9.4/4.7	EH741	56J	10.82	40	Threaded	\$655

PENTAIR Max-E-GLAS®† & DURA\*GLAS®† Replacement Motor Base Available B3574344900010L

## HAYWARD NorthStar™† Replacements C-Flange Switchless Design, 6.5" Frame Diameter, Threaded Shaft: Category "N"

### FEATURES:

- Two Compartment
- Triple Bearing Protection
- Thermally Protected
- 1081 Design
- Shaft Threads - 7/16-20 UNF-2A
- Class B Insulated
- Open Dripproof
- Continuous Duty
- 60°C Ambient
- 6.5" Diameter Frame
- 300 Series Stainless Steel Shaft
- Sealed Ball Bearings
- Voltage Selection Device (Dual Voltage Only)
- **Discount symbol: DS-FPS**



extreme-E Premium Energy Efficient, Full Service Factor, Full Rated 

HP	SF	THP	RPM	Voltage	Freq	SF Amps	Catalog Number	Motor Frame	Length Less Shaft	Wgt.	List
3/4	1.85	1.40	3450	208-230/115	60	6.0-5.5/11.0	ESN1072	56J	11.01	25	\$357
1.0	1.85	1.85	3450	208-230/115	60	8.5-7.8/15.6	ESN1102	56J	11.51	28	\$396
1.5	1.60	2.40	3450	208-230/115	60	11.0-10.2/20.4	ESN1152	56J	12.01	31	\$454
2.0	1.35	2.70	3450	208-230	60	13.0-11.8	ESN1202	56J	12.01	33	\$531
3.0	1.60	4.80	3450	208-230	60	20.6-19.0	ESN1302	56J	14.01	35	\$796

\* California Energy Commission (CEC) Appliance Regulations (Title 20) compliant

\*\* Contact dealer for full conditions of operation

Catalog numbers are for competitive comparison purposes only.

† All marks shown within this document are properties of their respective owners.





### Premium Energy Efficient, Low Service Factor, Up/Max Rated



HP	SF	THP	RPM	Voltage	Freq	SF Amps	Catalog Number	Motor Frame	Length Less Shaft	Wgt.	List
1.0	1.40	1.40	3450	208-230/115	60	6.0-5.5/11.0	EUSN1102	56J	11.01	25	\$357
1.5	1.25	1.85	3450	208-230/115	60	8.5-7.8/15.6	EUSN1152	56J	11.51	28	\$396
2.0	1.20	2.40	3450	208-230/115	60	11.0-10.2/20.4	EUSN1202	56J	12.01	31	\$454
2.5	1.10	2.70	3450	208-230	60	13.0-11.8	EUSN1252	56J	12.01	35	\$531
3.0	1.20	3.60	3450	208-230	60	16.0-14.8	EUSN1302	56J	12.76	39	\$763

## HAYWARD TRISTAR<sup>®</sup>† Replacement Square Flange 6.5" Frame Diameter, Category "T"



### FEATURES:

- Two Compartment
- 1081 Design
- Open Dripproof
- 300 Series Stainless Steel Shaft
- Shaft Threads - 1/2-20 UNF-2A
- Continuous Duty
- Thermally Protected
- 60°C Ambient
- Voltage Selection Device (Dual Voltage Only)
- 6.5" Diameter Frame
- Triple Bearing Protection
- Class B Insulated
- Sealed Ball Bearings
- Discount symbol: DS-FPS



### Premium Energy Efficient, Full Service Factor, Full Rated (Switch Design)



HP	SF	THP	RPM	Voltage	Freq	Amps	Catalog Number	Motor Frame	Length Less Shaft	Wgt.	List
1/2	1.98	0.98	3450	208-230/115	60	5.3-4.9/9.8	ET3205	56Y	12.49	22	\$299
3/4	1.85	1.40	3450	208-230/115	60	7.0-6.2/12.4	ET3207	56Y	12.74	26	\$336
1.0	1.85	1.85	3450	208-230/115	60	8.5-7.4/14.8	ET3210	56Y	13.24	30	\$380
1.5	1.60	2.40	3450	208-230/115	60	11.2-10.2/20.4	ET3215	56Y	13.74	33	\$484
2.0	1.35	2.70	3450	208-230	60	11.8-11.0	ET3220	56Y	13.74	33	\$573
3.0	1.20	3.60	3450	208-230	60	16.0-14.8	ET3230	56Y	14.49	43	\$699

### Standard Efficient, Total Horsepower Rated (50° Ambient, Switchless Design)



HP	SF	THP	RPM	Voltage	Freq	Amps	Catalog Number	Motor Frame	Length Less Shaft	Wgt.	List
3/4	1.25	0.98	3450	230/115	60	5.4/10.8	ASB846	56Y	11.99	22	\$247
1.0	1.25	1.25	3450	230/115	60	7.0/14.0	ASB847	56Y	12.49	23	\$281
1.5	1.10	1.65	3450	230/115	60	7.7/15.4	ASB848	56Y	12.74	25	\$321
2.0	1.10	2.25	3450	230/115	60	10.8/21.6	ASB858	56Y	13.74	32	\$423
2.5	1.04	2.60	3450	230	60	11.5	ASB748	56Y	13.74	30	\$513
3.0	1.15	3.45	3450	208-230	60	14.8-13.5	ASB844	56Y	14.24	38	\$620

\* California Energy Commission (CEC) Appliance Regulations (Title 20) compliant  
 \*\* Contact dealer for full conditions of operation  
 Catalog numbers are for competitive comparison purposes only.

extreme-E Extreme-E<sup>®</sup> represents our most efficient running, highest performing lines of motors.

† All marks shown within this document are properties of their respective owners.

BRAKEMOTORS  
 GENERAL PURPOSE SINGLE PHASE  
 HVAC  
 WASHDOWN  
 AGRICULTURE  
 COMMERCIAL PUMP MOTORS  
 CLOSE COUPLED PUMP MOTORS  
 FIRE PUMP MOTORS  
 POOL & SPA MOTORS  
 RESIDENTIAL WATER PUMP  
 ELEVATOR GATE & DOOR

## EZ48® Thru-Bolt Pool and Spa Motors 5.5" Frame Diameter



### FEATURES:

- Open Dripproof
- Sealed Ball Bearings
- Class B Insulated
- 300 Series Stainless Steel Shaft
- 50° C Ambient
- 3 O'clock Conduit
- Shaft Thread-3/8-16 UNC 2A RH
- Rigid Base
- Thermally Protected
- 1081 Design
- 3 1/2" Shaft Height
- **Discount symbol: DS-FPS**

### Single Speed - 1.5 Compartment

HP	SF	RPM	Voltage	Freq	SF Amps	Catalog Number	Motor Frame	Length Less Shaft	Wgt.	List
1/2	1.00	3450	115	60	7.5	EZBN23	48Y	8.7	15	\$155
3/4	1.00	3450	115	60	10.0	EZBN24	48Y	8.7	17	\$165
1.0	1.00	3450	115	60	12.0	EZBN25	48Y	9.3	22	\$182
1.5	1.00	3450	115	60	16.0	EZBV35	48Y	9.8	25	\$214
1.5	1.00	3450	230/115	60	7.7/15.4	EZBN35	48Y	9.8	25	\$214

### Two Speed - 1.5 Compartment

HP	SF	RPM	Voltage	Freq	SF Amps	Catalog Number	Motor Frame	Length Less Shaft	Wgt.	List
3/4/.10	1.00	3450/1725	115	60	9.8/3.2	EZBN36	48Y	8.7	17	\$214
1.0/.12	1.00	3450/1725	115	60	12.2/3.8	EZBN37	48Y	9.2	19	\$228
1.5/.18	1.00	3450/1725	115	60	16.0/4.8	EZBN50	48Y	11.6	25	\$285

Rocker Switch Cover Assembly available:

Two Speed - LO-OFF-HI-X2975862300000L

One Speed - ON-OFF-X2975862200000L

## Thru-Bolt Spa Circulator Pump Motors 5.5" Frame Diameter

### FEATURES:

- Open Dripproof
- Thru Bolt Mount
- Class B Insulated
- Rigid Base
- 50° C Ambient
- 3 O'clock Conduit
- Thermally Protected
- 3 1/2" Shaft Height
- 1081, 1563 & 1795 Design
- Shaft Thread-3/8-16 UNC 2A RH
- Sealed Ball Bearings
- **Discount symbol: DS-FPS**

### Single Speed - Spa Circulator Pump Motors

HP	SF	RPM	Voltage	Freq	SF Amps	Catalog Number	Motor Frame	Length Less Shaft	Wgt.	List
1/15	1.00	1725	115	60	1.3	EV115	48Y	7.25	19	\$146
1/15	1.00	1725	230	60	0.63	EV230	48Y	7.25	11.7	\$139

\* California Energy Commission (CEC) Appliance Regulations (Title 20) compliant

\*\* Contact dealer for full conditions of operation

Catalog numbers are for competitive comparison purposes only.

† All marks shown within this document are properties of their respective owners.

# Thru-Bolt Pool and Spa Motors 5.5" Frame Diameter



## FEATURES:

- Open Dripproof
- Thru Bolt Mount
- Class F Insulated
- 1081,1563 & 1795 Design
- Rigid Base
- Continuous Duty
- 3 O'clock Conduit
- Shaft Thread - 3/8-16 UNC 2A RH
- Thermally Protected
- 3 1/2" Shaft Height
- 50° C Ambient
- **Discount symbol: DS-FPS**

## Single Speed

HP	SF	RPM	Voltage	Freq	SF Amps	Catalog Number	Motor Frame	Length Less Shaft	Wgt.	Notes	List
1/2	1.00	3450	115	60	7.5	AGL50FL1	48Y	7.8	15	2,5	\$155
3/4	1.00	3450	115	60	10.0	AGL75FL1	48Y	7.8	17	2,5	\$165
3/4	1.00	3450	230	60	5.0	AGH75FL1	48Y	7.8	17	2,5	\$171
1.0	1.00	3450	115	60	12.0	AGL10FL1	48Y	8.4	22	2,5	\$182
1.0	1.00	3450	230	60	6.0	AGH10FL1	48Y	8.4	22	2,5	\$190
1.5	1.00	3450	230/115	60	7.7/15.4	AGD15FL1	48Y	8.9	25	2,5	\$214
2.0	1.00	3450	230	60	10.5	SPH20FLC1	48Y	10.2	27	4	\$257
2.0	1.00	3450	230	60	8.7	SPH20FL1	48Y	10.2	28	1	\$269
2.5	1.00	3450	230	60	10.0	SPH25FL1	48Y	10.2	31	1	\$303
3.0	1.00	3450	230	60	12.0	SPH30FL1	48Y	10.2	31	1	\$330

## Two Speed, Soft Start

HP	SF	RPM	Voltage	Freq	SF Amps	Catalog Number	Motor Frame	Length Less Shaft	Wgt.	Notes	List
3/4/10	1.00	3450/1725	115	60	9.8/3.2	AGL75FL2	48Y	7.8	20	2,3,5	\$214
1/12	1.00	3450/1725	115	60	10.3/3.8	AGL10FL2S	48Y	9.6	23	2,5	\$228
1/12	1.00	3450/1725	230	60	6.1/1.8	AGH10FL2	48Y	9.6	23	2,3,5	\$228
1.5/18	1.00	3450/1725	115	60	16.4/4.4	AGL15FL2CS	48Y	10.2	26	2	\$285
1.5/18	1.00	3450/1725	230	60	8.0/2.5	AGH15FL2CS	48Y	10.2	26	2	\$285
1.5/18	1.00	3450/1725	115	60	13.6/3.6	SPL15FL2S	48Y	10.2	27	1,4	\$303
2/25	1.00	3450/1725	230	60	10.5/3.0	SPH20FL2CS	48Y	10.2	29	4	\$317
2/25	1.00	3450/1725	230	60	8.6/3.4	SPH20FL2S	48Y	10.2	30	1,4	\$339
2.5/33	1.00	3450/1725	230	60	11.0/3.3	SPH25FL2S	48Y	10.2	32	1,4	\$342
3/38	1.00	3450/1725	230	60	12.7/3.4	SPH30FL2S	48Y	10.6	35	1,4	\$374

## Single Speed, 50Hz, CE Conformance

HP	SF	RPM	Voltage	Freq	SF Amps	Catalog Number	Motor Frame	Length Less Shaft	Wgt.	Notes	List
1.0	1.00	3450/2850	220-240	60/50	6.3/6.0	AGH10FL150	48Y	8.2	23	2,5	\$190

## Single Speed, Less Rigid Base

HP	SF	RPM	Voltage	Freq	SF Amps	Catalog Number	Motor Frame	Length Less Shaft	Wgt.	Notes	List
3/4	1.00	3450	115	60	10.0	AGL75FL1NB	48Y	7.8	17	2,5	\$183
1.0	1.00	3450	115	60	12.0	AGL10FL1NB	48Y	8.4	22	2,5	\$210

## Hoffinger Replacement, Thru Bolt Mount, Less Rigid Base, Class B Insulated

HP	SF	RPM	Voltage	Freq	SF Amps	Catalog Number	Motor Frame	Length Less Shaft	Wgt.	Replacement Brand	List
1.0	1.00	3450	115	60	10.0	AGL10FL1H2	48Y	9.6	12	Power Pack II	\$201
SPL	1.00	3450	115	60	12.0	AGL15FL1H2	48Y	10.1	15	Power Pack II	\$223

### NOTES:

- 1) Capacitor start/capacitor run (extra low running amps)
- 2) 416 Stainless Steel Extension
- 3) High Speed Start
- 4) 1563 & 1795 design only
- 5) Class B Insulated

\* California Energy Commission (CEC) Appliance Regulations (Title 20) compliant

\*\* Contact dealer for full conditions of operation

Catalog numbers are for competitive comparison purposes only.

Note: Toggle switch cover assembly available for two speed models - LO-OFF-HI- X2972706700000L

Toggle switch cover assembly available for single speed models - ON-OFF- X2972712900000L

† All marks shown within this document are properties of their respective owners.

## Thru-Bolt Pool & Spa 6.5" Frame Diameter



### FEATURES:

- Open Drip Proof
- Thru-Bolt Mount
- Class F Insulated
- 1081 & 1563 Design
- Sealed Ball Bearing
- Rigid Base
- Thermally Protected
- 60°C Ambient
- 3 o'clock Conduit
- Premium Energy Efficient Design
- Shaft Thread - 3/8-16 UNC-2A
- **Discount Symbol: DS-FPS**

### extreme-E Premium Energy Efficient, Single Speed, Switchless Design

HP	SF	THP	RPM	Voltage	Freq	SF Amps	Catalog Number	Motor Frame	Length Less Shaft	Wgt.	Notes	List
1.5	1.00	1.50	3450	230/115	60	8.8/17.5	ASB602	56Y	9.58	28	1	\$255
2.0	1.00	2.00	3450	230	60	10.0	ASB603	56Y	9.58	28		\$280
2.5	1.00	2.50	3450	230	60	10.5	ASB604	56Y	9.58	30		\$312
3.0	1.00	3.00	3450	230	60	12.0	ASB605	56Y	10.08	33		\$363
4.0	1.00	4.00	3450	230	60	16.4	ASB606	56Y	10.58	37		\$414
5.0	1.00	5.00	3450	230	60	19.5	ASB607	56Y	12.58	50		\$476

### extreme-E Premium Energy Efficient, Two Speed, Soft Start

HP	SF	THP	RPM	Voltage	Freq	SF Amps	Catalog Number	Motor Frame	Length Less Shaft	Wgt.	Notes	List
1.5/18	1.00	1.5/18	3450/1725	230	60	8.0/3.0	ASB502	56Y	9.58	31	*	\$280
2.0/25	1.00	2.0/25	3450/1725	230	60	10.0/3.5	ASB503	56Y	10.08	35	*	\$327
2.5/33	1.00	2.5/33	3450/1725	230	60	10.5/3.8	ASB504	56Y	10.33	38	*	\$364
3.0/38	1.00	3.0/38	3450/1725	230	60	12.0/4.4	ASB505	56Y	10.83	36	*	\$403
4.0/50	1.00	4.0/50	3450/1725	230	60	16.4/4.8	ASB506	56Y	11.58	45	*	\$476
5.0/63	1.00	5.0/63	3450/1725	230	60	19.5/5.0	TT507	56Y	12.08	48		\$512

#### NOTE:

1) Capacitor start design

\* California Energy Commission (CEC) Appliance Regulations (Title 20) compliant

\*\* Contact dealer for full conditions of operation


Catalog numbers are for competitive comparison purposes only.

extreme-E Extreme-E® represents our most efficient running, highest performing lines of motors.

† All marks shown within this document are properties of their respective owners.

# Pool & Spa Motors - Close Coupled Pumps

## PENTAIR EQ SERIES<sup>®†</sup> Replacement Pool Motors




Open Drip Proof, Premium Efficient, Full Service Factor, Full Rated

### FEATURES:

- Special JMZ Mounting
- 40°C Ambient
- Continuous Duty
- Class F Insulated
- Open Drip Proof
- Permanently Lubricated Ball Bearings
- Rigid Base
- Black Paint
- Special Ground Lug
- 300 Series Stainless Steel Shaft
- **Discount Symbol: DS-FPS**

HP	Phase	RPM	Frame	Voltage	Catalog Number	SF	Full Load		Wgt.	List
							EFF	PF		
5	1	3600	184JMZ	230	EEQ500	1.15	88.0%	94.0%	78	\$1,424
	3	3600	182JMZ	208-230/460	EEQK500	1.15	89.5%	85.8%	50	\$961
7.5	3	3600	184JMZ	208-230/460	EEQK750	1.15	88.5%	87.0%	60	\$1,109
	1	3600	213JMZ	230	EEQ750	1.15	87.0%	92.3%	70	\$2,449
10	3	3600	213JMZ	208-230/460	EEQK1000	1.15	90.2%	79.2%	90	\$1,468
15	3	3600	215JMZ	208-230/460	EEQK1500	1.15	91.0%	82.0%	105	\$1,635

Totally Enclosed Fan Cooled, Premium Efficient, Full Service Factor, Full Rated



### FEATURES:

- Special JMZ Mounting
- 40°C Ambient
- Continuous Duty
- Class F Insulated
- Totally Enclosed Fan Cooled
- Permanently Lubricated Ball Bearings
- Rigid Base
- Black Paint
- Special Ground Lug
- 300 Series Stainless Steel Shaft Extension
- **Discount Symbol: DS-FPS**

HP	Phase	RPM	Frame	Voltage	Catalog Number	List	Full Load		Wgt.	List
							EFF	PF		
5	3	3600	184JMZ	208-230/460	EEQKT500	1.25	88.5%	87.1%	70	\$1,067
7.5	3	3600	213JMZ	208-230/460	EEQKT750	1.25	91.0%	86.8%	105	\$1,363
10	3	3600	215JMZ	208-230/460	EEQKT1000	1.25	91.0%	87.6%	120	\$1,630
15	3	3600	215JMZ	208-230/460	EEQKT1500	1.25	91.0%	85.3%	120	\$1,815



## Special Application Close Coupled Pump Three Phase Totally Enclosed Fan Cooled (TEFC) Premium Efficient



UT4

### APPLICATIONS:

For the specific requirements of centrifugal pumps where the pump impeller is mounted directly on the motor shaft.  
Used in damp, dusty or dirty environments.

### FEATURES:

- Class F Insulation, Class B Rise At Full Load On 60 Hertz Sine Wave Power
- Cast Iron Frame 280 & Up, Aluminum 180-250, Rolled Steel 140
- Cast Iron End Brackets 280 & Up, 250 Frame and Lower Has Aluminum With Steel Bearing Inserts
- 40°C Ambient, NEMA®† Design B Performance On 60 Hertz Sine Wave Power
- Regreasable Shaft End Bearing 180 Frame & Up
- Double Shielded Bearings
- Removable Base (180 - 250 Frame)
- Lifting Provisions 180 Frame & Up
- "JM" Shaft For Mechanical Seal
- "CE" Mark On Nameplate
- Conversion Kits: Canopy Kits

### JM Shaft For Mechanical Seal

HP	RPM	Voltage	Frame	Catalog Number	List	Discount Symbol	SF	"C" Dim. (inches)	Ship Wt (lbs)	Full Load Eff.	Full Load Amps	Notes
1	3600	230/460	143JM	UJ1P1BM	\$529	DS-3PT	1.25	14.3	30	81.5	1.4	
	3600	575	143JM	UJ1P1GM	\$529	DS-3PT	1.25	14.3	30	81.5	1.1	
	1800	208-230/460	143JM	UJ1P2DM	\$518	DS-3PT	1.25	15.3	30	85.5	3.1-3/1.5	03
	1800	575	143JM	UJ1P2GM	\$518	DS-3PT	1.25	15.3	30	85.5	1.1	
1 1/2	3600	208-230/460	143JM	UJ32P1DM	\$584	DS-3PT	1.25	15.3	30	84.0	4.1-3.8/1.9	03
	3600	230/460	143JM	UJ32P1BM	\$584	DS-3PT	1.25	14.3	30	84.0	3.9/1.9	LA
	3600	575	143JM	UJ32P1GM	\$584	DS-3PT	1.25	14.3	30	84.0	1.6	
	1800	208-230/460	145JM	UJ32P2DM	\$565	DS-3PT	1.25	15.3	35	86.5	4.5-4.3/2.1	03
	1800	575	145JM	UJ32P2GM	\$565	DS-3PT	1.25	14.3	30	86.5	1.7	
2	3600	208-230/460	145JM	UJ2P1DM	\$622	DS-3PT	1.25	15.3	35	86.5	5.4-4.9/2.5	03
	3600	575	145JM	UJ2P1GM	\$622	DS-3PT	1.25	14.3	42	86.5	2	
	1800	208-230/460	145JM	UJ2P2DM	\$611	DS-3PT	1.25	15.3	35	86.5	5.9-5.7/2.8	03
	1800	575	145JM	UJ2P2GM	\$611	DS-3PT	1.25	14.3	35	86.5	2.3	
3	3600	208-230/460	182JM	UJ3P1DM	\$886	DS-3PT	1.25	17.8	60	87.5	8.4-7.8/3.9	03
	3600	208-230/460	145JM	UJ3P1DFM	\$738	DS-3PT	1.25	15.3	35	86.5	8.1-7.2/3.6	03,14
	3600	575	145JM	UJ3P1GFM	\$738	DS-3PT	1.25	15.3	35	86.5	2.9	14
	3600	575	182JM	UJ3P1GM	\$886	DS-3PT	1.25	17.8	100	87.5	3.1	
	1800	208-230/460	182JM	UJ3P2DM	\$795	DS-3PT	1.25	17.8	60	89.5	8.4-7.8/3.9	03
	1800	575	182JM	UJ3P2GM	\$795	DS-3PT	1.25	17.8	60	89.5	3.1	
5	3600	208-230/460	184JM	UJ5P1DM	\$1,088	DS-3PT	1.25	17.8	70	88.5	13.4-12.2/6.1	03
	3600	575	184JM	UJ5P1GM	\$1,088	DS-3PT	1.25	17.8	100	88.5	4.9	
	1800	208-230/460	184JM	UJ5P2DM	\$908	DS-3PT	1.25	17.8	70	90.2	13.6-12.3/6.2	03
	1800	575	184JM	UJ5P2GM	\$908	DS-3PT	1.25	17.8	70	89.5	5	
7 1/2	3600	208-230/460	184JM	UJ7P1DFM	\$1,213	DS-3PT	1.25	17.8	70	90.2	19.8-18.9/9.4	03,14
	3600	208-230/460	213JM	UJ7P1DM	\$1,345	DS-3PT	1.25	19.9	105	91.0	19.9-17.8/8.9	03
	3600	575	184JM	UJ7P1GFM	\$1,213	DS-3PT	1.25	17.8	70	89.5	7.1	14
	3600	575	213JM	UJ7P1GM	\$1,345	DS-3PT	1.25	19.8	240	91.0	7.1	
	1800	208-230/460	213JM	UJ7P2DM	\$1,228	DS-3PT	1.25	19.9	105	91.7	20.0-18.2/9.1	03
	1800	575	213JM	UJ7P2GM	\$1,228	DS-3PT	1.25	19.9	105	91.7	7.2	
10	3600	208-230/460	215JM	UJ10P1DM	\$1,556	DS-3PT	1.25	19.9	120	91.0	26.4-23.5/11.7	03
	3600	575	215JM	UJ10P1GM	\$1,556	DS-3PT	1.25	21.4	166	91.0	9.4	
	1800	208-230/460	215JM	UJ10P2DM	\$1,458	DS-3PT	1.25	21.4	120	91.7	26.5-23.9/12	03
	1800	575	215JM	UJ10P2GM	\$1,458	DS-3PT	1.25	21.4	120	91.7	9.6	
15	3600	208-230/460	215JM	UJ15P1DFM	\$1,801	DS-3PT	1.25	21.4	120	91.0	39-36/18	03,14
	3600	208-230/460	254JM	UJ15P1DM	\$2,239	DS-3PT	1.25	25.4	180	91.0	39-35/17.7	03,14
	3600	575	215JM	UJ15P1GFM	\$1,801	DS-3PT	1.25	21.4	120	91.7	14.4	14
	3600	575	254JM	UJ15P1GM	\$2,239	DS-3PT	1.25	25.4	180	91.0	14.1	
	1800	208-230/460	254JM	UJ15P2DM	\$2,131	DS-3PT	1.25	25.4	180	92.4	40-37/18.4	03
	1800	575	254JM	UJ15P2GM	\$2,131	DS-3PT	1.25	25.4	180	92.4	14.6	
20	3600	208-230/460	256JM	UJ20P1DM	\$2,730	DS-3PT	1.25	27.1	230	91.7	51-46/23	03,14
	3600	575	256JM	UJ20P1GM	\$2,730	DS-3PT	1.25	27.1	230	91.0	18.5	

Note 03 660/50 Hz rated with no derate on HP; 230/460 volt 60 Hz ratings operate on 190/380 volt 50 Hz; 460V 60 Hz ratings operate on 380V 50 Hz; Full 60 & 50 Hz data on Nameplate

Note 14 NEMA®† Design A

# Special Application Close Coupled Pump Three Phase Totally Enclosed Fan Cooled (TEFC) NEMA Premium Efficient



## UTE4 (continued)

UT4

HP	RPM	Voltage	Frame	Catalog Number	List	Discount Symbol	SF	"C" Dim. (inches)	Ship Wt (lbs)	Full Load Eff.	Full Load Amps	Notes
20	1800	208-230/460	256JM	UJ20P2DM	\$2,463	DS-3PT	1.25	27.1	230	93.0	53-47/23.5	03
	1800	575	256JM	UJ20P2GM	\$2,463	DS-3PT	1.25	27.1	230	93.0	19	
25	3600	208-230/460	284JM	UJ25P1DM	\$3,595	DS-3PT	1.25	29.1	280	91.7	65.0-57.0/28.4	03,14
	3600	208-230/460	256JM	UJ25P1DFM	\$3,235	DS-3PT	1.15	27.1	230	91.7	64-57/28.3	03,14
	3600	575	256JM	UJ25P1GFM	\$3,235	DS-3PT	1.15	27.1	230	91.7	22.6	14
	3600	575	284JM	HJ25P1GM	\$3,595	DS-3PT	1.15	27.9	380	91.7	23	
	1800	208-230/460	284JM	UJ25P2DM	\$3,237	DS-3PT	1.25	29.1	280	93.6	65-59/29.3	03
	1800	575	284JM	HJ25P2GM	\$3,237	DS-3PT	1.15	27.9	380	93.6	23	
30	3600	460	286JM	HJ30P1BM	\$4,383	DS-3PT	1.15	27.9	275	91.7	69/34	
	3600	575	286JM	HJ30P1GM	\$4,383	DS-3PT	1.15	27.9	410	91.7	27.6	
	1800	208-230/460	286JM	UJ30P2DM	\$3,666	DS-3PT	1.25	29.1	300	93.6	78.0-70.0/35.0	03
	1800	575	286JM	HJ30P2GM	\$3,666	DS-3PT	1.15	27.9	410	93.6	27.6	

## JP Shaft For Packing Seal

HP	RPM	Voltage	Frame	Catalog Number	List	Discount Symbol	SF	"C" Dim. (inches)	Ship Wt (lbs)	Full Load Eff.	Full Load Amps	Notes
1	1800	208-230/460	143JP	UJ1P2DP	\$518	DS-3PT	1.25	18.3	30	85.5	3.1-3/1.5	03
	1800	575	143JP	UJ1P2GP	\$518	DS-3PT	1.25	17.3	30	85.5	1.1	
1 1/2	1800	208-230/460	145JP	UJ32P2DP	\$565	DS-3PT	1.25	18.3	35	86.5	4.5-4.3/2.1	03
	1800	575	145JP	UJ32P2GP	\$565	DS-3PT	1.25	17.3	30	86.5	1.7	
2	3600	208-230/460	145JP	UJ2P1DP	\$622	DS-3PT	1.25	18.3	35	86.5	5.4-4.9/2.5	03
	1800	208-230/460	145JP	UJ2P2DP	\$611	DS-3PT	1.25	18.3	35	86.5	5.9-5.7/2.8	03
	1800	575	145JP	UJ2P2GP	\$611	DS-3PT	1.25	17.3	35	86.5	2.2	
3	3600	208-230/460	145JP	UJ3P1DFP	\$738	DS-3PT	1.25	18.3	35	86.5	8.1-7.2/3.6	03,14
	3600	208-230/460	182JP	UJ3P1DP	\$886	DS-3PT	1.25	20.9	60	87.5	8.4-7.8/3.9	03
	1800	208-230/460	182JP	UJ3P2DP	\$795	DS-3PT	1.25	20.9	60	89.5	8.4-7.8/3.9	03
	1800	575	182JP	UJ3P2GP	\$795	DS-3PT	1.25	20.9	60	89.5	3.1	
5	3600	208-230/460	184JP	UJ5P1DP	\$1,088	DS-3PT	1.25	20.9	70	88.5	13.4-12.2/6.1	03
	1800	208-230/460	184JP	UJ5P2DP	\$908	DS-3PT	1.25	21.6	70	90.2	13.6-12.3/6.2	03
	1800	575	184JP	UJ5P2GP	\$908	DS-3PT	1.25	20.9	70	89.5	5	
7 1/2	3600	208-230/460	184JP	UJ7P1DFP	\$1,210	DS-3PT	1.25	20.9	70	90.2	19.8-18.9/9.4	03,14
	3600	208-230/460	213JP	UJ7P1DP	\$1,345	DS-3PT	1.25	23.8	105	91.0	19.9-17.8/8.9	03
	1800	208-230/460	213JP	UJ7P2DP	\$1,228	DS-3PT	1.25	23.8	105	91.7	20-18.2/9.1	03
	1800	575	213JP	UJ7P2GP	\$1,228	DS-3PT	1.25	23.8	105	91.7	7.2	
10	3600	208-230/460	215JP	UJ10P1DP	\$1,556	DS-3PT	1.25	25.3	120	91.0	26.4-23.5/11.7	03
	1800	208-230/460	215JP	UJ10P2DP	\$1,458	DS-3PT	1.25	25.3	120	91.7	26.5-23.9/12	03
	1800	575	215JP	UJ10P2GP	\$1,458	DS-3PT	1.25	25.3	120	91.7	9.6	
15	3600	208-230/460	215JP	UJ15P1DFP	\$1,801	DS-3PT	1.25	25.3	120	91.0	39-36/18	03,14
	3600	208-230/460	254JP	UJ15P1DP	\$2,239	DS-3PT	1.25	28.3	180	91.0	39-35/17.7	03,14
	1800	208-230/460	254JP	UJ15P2DP	\$2,131	DS-3PT	1.25	28.3	180	92.4	40-37/18.4	03
	1800	575	254JP	UJ15P2GP	\$2,131	DS-3PT	1.25	28.3	180	92.4	14.6	
20	3600	208-230/460	256JP	UJ20P1DP	\$2,730	DS-3PT	1.25	30.0	230	91.7	51-46/23	03,14
	1800	208-230/460	256JP	UJ20P2DP	\$2,463	DS-3PT	1.25	30.0	230	93.0	53-47/23.5	03
	1800	575	256JP	UJ20P2GP	\$2,463	DS-3PT	1.25	30.0	230	93.0	19	
25	3600	208-230/460	256JP	UJ25P1DFP	\$3,235	DS-3PT	1.15	30.0	230	91.7	64-57/28.3	03,14
	3600	208-230/460	284JP	UJ25P1DP	\$3,595	DS-3PT	1.25	32.0	280	91.7	65-57/28.4	03
	1800	208-230/460	284JP	UJ25P2DP	\$3,237	DS-3PT	1.25	32.0	280	93.6	65-59/29.3	03
	1800	575	284JP	HJ25P2GP	\$3,237	DS-3PT	1.15	30.8	380	93.6	23	
30	1800	208-230/460	286JP	UJ30P2DP	\$3,666	DS-3PT	1.25	32.0	300	93.6	78-70/35	03
	1800	575	286JP	HJ30P2GP	\$3,666	DS-3PT	1.15	30.8	410	93.6	27.6	

Note 03 660/50 Hz rated with no derate on HP; 230/460 volt 60 Hz ratings operate on 190/380 volt 50 Hz, 460V 60 Hz ratings operate on 380V 50 Hz; Full 60 & 50 Hz data on Nameplate

Note 14 NEMA® Design A

† All marks shown within this document are properties of their respective owners.

## Special Application Close Coupled Pump Three Phase Totally Enclosed Fan Cooled (TEFC) Premium Efficient



UT4

### Westcoast Shaft - Footed

HP	RPM	Voltage	Frame	Catalog Number	List	Discount Symbol	SF	"C" Dim. (inches)	Ship Wt (lbs)	Full Load Eff.	Full Load Amps	Notes
7 1/2	3600	208-230/460	213TCZ	UJ7P1DJ	\$1,345	DS-3PT	1.25	22.8	105	91.0	19.9-17.8/8.9	03
	1800	208-230/460	213TCZ	UJ7P2DJ	\$1,228	DS-3PT	1.25	22.8	105	91.7	20-18.2/9.1	03
10	3600	208-230/460	215TCZ	UJ10P1DJ	\$1,556	DS-3PT	1.25	24.3	120	91.0	26.4-23.5/11.7	03
	1800	208-230/460	215TCZ	UJ10P2DJ	\$1,458	DS-3PT	1.25	24.3	120	91.0	26.4-23.5/11.7	03
15	3600	208-230/460	215TCZ	UJ15P1DFJ	\$1,801	DS-3PT	1.25	24.3	120	91.0	39-36/18	03,14

Note 03 60/50 Hz rated with no derate on HP; 230/460 volt 60 Hz ratings operate on 190/380 volt 50 Hz, 460V 60 Hz ratings operate on 380V 50 Hz; Full 60 & 50 Hz data on Nameplate

Note 14 NEMA<sup>®</sup> Design A

## Special Application Close Coupled Pump Three Phase Open Drip Proof (ODP) NEMA<sup>®</sup> Premium Efficient

NEMA  
PremiumDE1, DE3,  
DE4, DEF4

### APPLICATIONS:

For the specific requirements of centrifugal pumps where the pump impeller is mounted directly on the motor shaft. Used in damp, dusty or dirty environments.

### FEATURES:

- Class F Insulation, Class B Rise At Service Factor
- Rolled Steel Frame
- Aluminum End Shields 140-250, Cast Iron End Shields 280-320
- Oversized Ball Bearings w/Locked Shaft End Construction
- Premasked Mylar Nameplate (with "CE" Mark)
- F1 Assembly Position
- Regreasable Bearings 180 Frame & Up, Lifting Provisions 210 Frame & Up
- Double Shielded Bearings
- 40°C Ambient, NEMA<sup>®</sup> Design B Performance On 60 Hertz Sine Wave Power
- "JM" Shaft For Mechanical Seal
- "JM" Shaft on 210 Frame and Smaller; JP Shaft on 250 and 280 Frame

### JM Shaft - Footed

HP	RPM	Voltage	Frame	Catalog Number	List	Discount Symbol	SF	"C" Dim. (inches)	Ship Wt. (lbs)	Full Load Eff.	Full Load Amps	Notes
3/4	1200	208-230/460	143JM	DJ34P3DM	\$655	DS-3POP	1.15	15.0	30	80.0	2.8-2.8/1.4	03
1	1800	200	143JM	DJ1P2HM	\$487	DS-3POP	1.15	15.0	30	85.5	3.6	
	1800	208-230/460	143JM	DJ1P2DM	\$487	DS-3POP	1.15	15.0	30	85.5	3.1-3.1/1.5	03
	1200	208-230/460	145JM	DJ1P3DM	\$655	DS-3POP	1.15	15.0	35	82.5	4-4/2	03
1 1/2	3600	208-230/460	143JM	DJ32E1DM	\$491	DS-3FPO	1.15	15.0	30	82.5	4.3-4/2	03,16,NNP,LA
	3600	208-230/460	143JM	DJ32P1DM	\$519	DS-3POP	1.15	15.0	30	85.5	4.2-3.8/1.9	03
	1800	200	145JM	DJ32P2HM	\$513	DS-3POP	1.15	15.0	35	86.5	4.8	
	1800	208-230/460	145JM	DJ32P2DM	\$513	DS-3POP	1.15	15.0	35	86.5	4.4-4.1/2.1	03
	1200	208-230/460	182JM	DJ32P3DM	\$660	DS-3POP	1.15	16.0	50	86.5	5.2-5.3/2.6	03
2	3600	208-230/460	145JM	DJ2E1DM	\$524	DS-3FPO	1.15	15.0	35	84.0	5.6-5.1/2.5	03,16,NNP,LA
	3600	208-230/460	145JM	DJ2P1DM	\$567	DS-3POP	1.15	15.0	35	85.5	5.5-5/2.5	03
	1800	200	145JM	DJ2P2HM	\$563	DS-3POP	1.15	15.0	35	86.5	6.3	
	1800	208-230/460	145JM	DJ2P2DM	\$563	DS-3POP	1.15	15.0	35	86.5	5.9-5.6/2.8	03
	1800	575	145JM	DJ2E2GM	\$482	DS-3FPO	1.15	15.0	37	84.0	2.4	NNP,LA
	1800	575	145JM	DJ2P2GM	\$563	DS-3POP	1.15	15.0	35	85.5	2.2	
	1200	208-230/460	184JM	DJ2P3DM	\$739	DS-3POP	1.15	16.0	60	87.5	6.4-6.3/3.1	03
3	3600	208-230/460	145JM	DJ3P1DM	\$582	DS-3POP	1.15	15.0	35	85.5	8.3-7.4/3.7	03
	1800	200	182JM	DJ3P2HM	\$598	DS-3POP	1.15	16.0	50	89.5	8.8	
	1800	208-230/460	182JM	DJ3P2DM	\$598	DS-3POP	1.15	16.0	50	89.5	8.3-7.7/3.8	03
	1200	208-230/460	213JM	DJ3P3DM	\$941	DS-3POP	1.15	18.0	90	88.5	9.4-8.9/4.4	03

Note 03 60/50 Hz rated with no derate on HP; 230/460 volt 60 Hz ratings operate on 190/380 volt 50 Hz, 460V 60 Hz ratings operate on 380V 50 Hz; Full 60 & 50 Hz data on Nameplate

Note 14 NEMA<sup>®</sup> Design A


Note 16 Motors marked 208-230/460 volts may not meet all NEMA (MG-1) performance standards when operated at 208 volts

Note LA Limited Availability

Note NNP Non-NEMA<sup>®</sup> Premium

† All marks shown within this document are properties of their respective owners.

# Special Application Close Coupled Pump Three Phase Open Dripproof (ODP) NEMA Premium Efficient



## DE1 (continued)

HP	RPM	Voltage	Frame	Catalog Number	List	Discount Symbol	SF	"C" Dim. (inches)	Ship Wt. (lbs)	Full Load Eff.	Full Load Amps	Notes
5	3600	200	182JM	DJ5E1HM	\$718	DS-3FPO	1.15	17.0	50	85.5	14.8	NNP,LA
	3600	200	182JM	DJ5P1HM	\$620	DS-3POP	1.15	16.0	50	88.5	14.1	
	3600	208-230/460	182JM	DJ5P1DM	\$620	DS-3POP	1.15	16.0	50	86.5	13.8-12.5/6.2	03
	1800	200	184JM	DJ5P2HM	\$645	DS-3POP	1.15	16.0	60	89.5	14.2	
	1800	208-230/460	184JM	DJ5P2DM	\$645	DS-3POP	1.15	16.0	60	89.5	13.7-12.4/6.2	03
	1800	575	184JM	DJ5P2GM	\$645	DS-3POP	1.15	16.0	60	89.5	4.9	
7 1/2	1200	208-230/460	215JM	DJ5P3DM	\$1,234	DS-3POP	1.15	19.0	105	89.5	15.2-14.5/7.3	03
	3600	208-230/460	184JM	DJ7P1DM	\$968	DS-3POP	1.15	16.0	60	88.5	20.3-18.1/9.1	03
	1800	200	213JM	DJ7P2HM	\$943	DS-3POP	1.15	18.0	90	91.0	21.4	
	1800	208-230/460	213JM	DJ7P2DM	\$943	DS-3POP	1.15	18.0	90	91.0	20.2-18.5/9.3	03
10	1800	575	213JM	DJ7P2GM	\$943	DS-3POP	1.15	18.0	90	91.0	7.3	
	3600	200	213JM	DJ10P1HM	\$1,132	DS-3POP	1.15	18.0	90	90.2	28	
	3600	208-230/460	213JM	DJ10P1DM	\$1,132	DS-3POP	1.15	18.0	90	90.2	27.1-24.3/12.2	03
	3600	575	213JM	DJ10E1GM	\$1,076	DS-3FPO	1.15	18.0	113	88.5	10.2	NNP,LA
	3600	575	213JM	DJ10P1GM	\$1,132	DS-3POP	1.15	18.0	90	90.2	9.7	
15	1800	200	215JM	DJ10P2HM	\$1,147	DS-3POP	1.15	19.0	105	91.7	28.1	
	1800	208-230/460	215JM	DJ10P2DM	\$1,147	DS-3POP	1.15	19.0	105	92.4	26.3-23.8/11.9	03
	3600	208-230/460	215JM	DJ15P1DM	\$1,555	DS-3POP	1.15	19.0	105	90.2	40-36/18	03
	1800	230/460	254JM	DJ15P2EM	\$1,712	DS-3POP	1.15	21.13	150	93.0	37/18.3	03
	3600	230/460	254JM	DJ20P1EM	\$1,874	DS-3POP	1.15	21.13	150	91.7	46/23.1	03
	3600	575	254JM	DJ20E1GM	\$1,611	DS-3FPO	1.15	24.0	170	90.2	18.9	NNP,LA
20	3600	575	254JM	DJ20P1GM	\$1,874	DS-3POP	1.15	21.13	150	91.0	18.7	
	1800	230/460	256JM	DJ20P2EM	\$1,970	DS-3POP	1.15	22.38	160	93.0	47/23.6	03
	3600	230/460	256JM	DJ25P1EM	\$2,567	DS-3POP	1.15	22.38	160	91.7	57/28.5	03
	1800	208-230/460	284JM	DJ25P2DM	\$2,435	DS-3POP	1.15	26.0	225	93.6	64-58/29	03
25	3600	208-230/460	284JM	DJ30P1DM	\$2,901	DS-3POP	1.15	26.0	225	92.4	79-68/34	03
	1800	208-230/460	286JM	DJ30P2DM	\$2,892	DS-3POP	1.15	26.0	250	94.1	77-69/34	03
30	3600	208-230/460	286JM	DJ40P1DM	\$3,171	DS-3POP	1.15	26.0	250	93.0	104-90/45	03
	3600	575	286JM	DJ40P1GM	\$3,171	DS-3POP	1.15	26.0	250	93.0	36	
	1800	208-230/460	324JM	DJ40P2DM	\$3,178	DS-3POP	1.15	28.0	385	94.1	102-91/46	03
40	3600	208-230/460	324JM	DJ50P1DM	\$3,567	DS-3POP	1.15	28.0	385	93.0	130-117/59	03
	1800	208-230/460	326JM	DJ50P2DM	\$3,725	DS-3POP	1.15	28.0	460	94.5	126-113/56	03
60	3600	208-230/460	326JM	DJ60P1DM	\$4,916	DS-3POP	1.15	28.0	460	93.6	152-134/67	03

## JM Shaft - Footless

HP	RPM	Voltage	Frame	Catalog Number	List	Discount Symbol	SF	"C" Dim. (inches)	Ship Wt. (lbs)	Full Load Eff.	Full Load Amps	Notes
1	1800	208-230/460	143JM	DJ1P2DU	\$570	DS-3POV	1.15	16.0	30	85.5	3.2-3.1/1.6	03
1 1/2	3600	208-230/460	143JM	DJ32P1DU	\$609	DS-3POV	1.15	16.0	30	85.5	4.2-3.8/1.9	03
	1800	208-230/460	145JM	DJ32P2DU	\$581	DS-3POV	1.15	16.0	35	86.5	4.4-4.2/2.1	03
2	1800	208-230/460	145JM	DJ2P2DU	\$642	DS-3POV	1.15	16.0	35	86.5	5.9-5.6/2.8	03
3	1800	208-230/460	182JM	DJ3P2DU	\$758	DS-3POV	1.15	17.0	50	89.5	8.3-7.7/3.8	03
5	1800	208-230/460	184JM	DJ5P2DU	\$898	DS-3POV	1.15	17.0	82	89.5	13.7-12.4/6.2	03
7 1/2	1800	208-230/460	213JM	DJ7P2DU	\$1,188	DS-3POV	1.15	19.0	90	91.0	20.2-18.5/9.3	03
10	3600	208-230/460	213JM	DJ10P1DU	\$1,420	DS-3POV	1.15	19.0	90	90.2	27.1-24.3/12.2	03
	1800	208-230/460	215JM	DJ10P2DU	\$1,400	DS-3POV	1.25	19.0	105	92.4	26.2-23.7/11.9	03
15	3600	208-230/460	215JM	DJ15P1DU	\$1,809	DS-3POV	1.15	19.0	105	90.2	40-36/18	03
	1800	230/460	254JM	DJ15P2EU	\$2,055	DS-3POV	1.15	21.88	150	93.0	37/18.3	03
	1800	208-230/460	254JM	DJ15P2DU	\$2,055	DS-3POV	1.15	26.0	160	93.0	40-36/18.2	03
20	3600	230/460	254JM	DJ20P1EU	\$2,249	DS-3POV	1.15	25.50	150	91.7	46/23.1	03


Note 03 60/50 Hz rated with no derate on HP; 230/460 volt 60 Hz ratings operate on 190/380 volt 50 Hz, 460V 60 Hz ratings operate on 380V 50 Hz; Full 60 & 50 Hz data on Nameplate

Note LA Limited Availability  
Note NNP Non-NEMA<sup>®</sup> Premium

BRAKEMOTORS  
 GENERAL PURPOSE SINGLE PHASE  
 HVAC  
 WASHDOWN  
 AGRICULTURE  
 COMMERCIAL PUMP MOTORS  
 CLOSE COUPLED PUMP MOTORS  
 FIRE PUMP MOTORS  
 POOL & SPA MOTORS  
 RESIDENTIAL WATER PUMP  
 ELEVATOR GATE & DOOR



## Special Application Close Coupled Pump Three Phase Open Dripproof (ODP) NEMA Premium Efficient



DE1

FD4

### JP Shaft - Footed

HP	RPM	Voltage	Frame	Catalog Number	List	Discount Symbol	SF	"C" Dim. (inches)	Ship Wt. (lbs)	Full Load Eff.	Full Load Amps	Notes
1	1800	208-230/460	143JP	DJ1E2DP	\$455	DS-3FPO	1.15	18.0	32	82.5	3.1-3/1.5	03,16,NNP,LA
	1800	208-230/460	143JP	DJ1P2DP	\$487	DS-3POP	1.15	18.0	30	85.5	3.2-3.1/1.6	03
1 1/2	1800	208-230/460	145JP	DJ32P2DP	\$513	DS-3POP	1.15	18.0	35	86.5	4.4-4.2/2.1	03
2	1800	208-230/460	145JP	DJ2P2DP	\$563	DS-3POP	1.15	18.0	35	86.5	5.9-5.6/2.8	03
3	1800	208-230/460	182JP	DJ3P2DP	\$598	DS-3POP	1.15	19.0	50	89.5	8.3-7.7/3.8	03
5	1800	208-230/460	184JP	DJ5P2DP	\$645	DS-3POP	1.15	19.0	60	89.5	13.7-12.4/6.2	03
	1800	208-230/460	213JP	DJ7P2DP	\$943	DS-3POP	1.15	22.0	90	91.0	20.2-18.5/9.3	03
7 1/2	1200	230/460	254JP	DJ7P3EP	\$1,565	DS-3POP	1.15	24.00	150	91.0	18.9/9.5	03
	3600	208-230/460	213JP	DJ10P1DP	\$1,132	DS-3POP	1.15	22.0	90	90.2	27.1-24.3/12.2	03
10	1800	208-230/460	215JP	DJ10P2DP	\$1,147	DS-3POP	1.25	23.0	105	92.4	26.2-23.7/11.9	03
	1200	230/460	256JP	DJ10P3EP	\$2,036	DS-3POP	1.15	25.25	160	91.7	25/12.5	03
15	3600	200	215JP	DJ15P1HP	\$1,555	DS-3POP	1.15	23.0	105	90.2	41	
	3600	208-230/460	215JP	DJ15P1DP	\$1,555	DS-3POP	1.15	23.0	105	90.2	40-36/18	03
	1800	200	254JP	DJ15P2HP	\$1,569	DS-3POP	1.15	27.44	150	93.0	42	
	1800	230/460	254JP	DJ15P2EP	\$1,569	DS-3POP	1.15	24.00	150	93.0	37/18.3	03
20	3600	230/460	254JP	DJ20P1EP	\$1,882	DS-3POP	1.15	24.00	150	91.7	46/23.1	03
	3600	200	254JP	DJ20P1HP	\$1,882	DS-3POP	1.15	24.00	150	91.7	53	
	3600	208-230/460	254JP	DJ20E1DP	\$1,611	DS-3FPO	1.15	27.0	198	90.2	54-47/23.6	03,16,NNP,LA
	3600	575	254JP	DJ20E1GP	\$1,611	DS-3FPO	1.15	27.0	195	90.2	18.9	NNP,LA
	1800	230/460	256JP	DJ20P2EP	\$2,012	DS-3POP	1.15	25.25	160	93.0	47/23.6	03
	1800	200	256JP	DJ20P2HP	\$2,012	DS-3POP	1.15	25.25	160	93.0	54	
25	3600	230/460	256JP	DJ25P1EP	\$2,461	DS-3POP	1.15	25.25	160	91.7	57/28.5	03
	3600	200	256JP	DJ25P1HP	\$2,461	DS-3POP	1.15	25.25	160	91.7	67	
	3600	208-230/460	256JP	DJ25E1DP	\$2,094	DS-3FPO	1.15	28.0	210	91.0	66-58/29	03,16,NNP,LA
	1800	200	284JP	DJ25P2HP	\$2,435	DS-3POP	1.15	29.0	225	93.6	67	
	1800	208-230/460	284JP	DJ25P2DP	\$2,435	DS-3POP	1.15	29.0	225	93.6	64-58/29.2	03,06
	1800	575	284JP	DJ25E2GP	\$2,406	DS-3FPO	1.15	29.0	213	91.7	24.4	NNP,LA
	1800	575	284JP	DJ25P2GP	\$2,435	DS-3POP	1.15	29.0	225	93.6	23.1	
30	3600	208-230/460	284JP	DJ30P1DP	\$2,901	DS-3POP	1.15	29.0	225	92.4	79-68/34	03
	1800	208-230/460	286JP	DJ30P2DP	\$2,892	DS-3POP	1.15	29.0	250	94.1	77-69/34	03
40	3600	208-230/460	286JP	DJ40P1DP	\$3,171	DS-3POP	1.15	29.0	250	93.0	104-90/45	03
	3600	575	286JP	DJ40E1GP	\$3,512	DS-3FPO	1.15	29.0	320	93.0	36	NNP,LA
	3600	575	286JP	DJ40P1GP	\$3,171	DS-3POP	1.15	29.0	250	93.0	36	
	1800	208-230/460	324JP	DJ40P2DP	\$3,178	DS-3POP	1.15	30.0	454	94.1	102-91/46	03
50	3600	208-230/460	324JP	DJ50P1DP	\$3,567	DS-3POP	1.15	30.0	454	93.0	130-117/59	03
	1800	208-230/460	326JP	DJ50P2DP	\$3,725	DS-3POP	1.15	30.0	454	94.5	126-113/56	03
60	3600	208-230/460	326JP	DJ60P1DP	\$4,915	DS-3POP	1.15	30.0	460	93.6	152-134/67	03

### Westcoast Shaft - Footed

HP	RPM	Voltage	Frame	Catalog Number	List	Discount Symbol	SF	"C" Dim. (inches)	Ship Wt. (lbs)	NEMA Nom. Eff.	Full Load Amps	Notes
7 1/2	1800	208-230/460	213TCZ	DJ7P2DJ	\$943	DS-3POP	1.15	21.0	90	91.0	20.2-18.5/9.3	03
10	3600	208-230/460	213TCZ	DJ10P1DJ	\$1,132	DS-3POP	1.15	21.0	90	90.2	27.1-24.3/12.2	03
	1800	208-230/460	215TCZ	DJ10P2DJ	\$1,147	DS-3POP	1.25	22.0	105	92.4	26.2-23.7/11.9	03
15	3600	208-230/460	215TCZ	DJ15P1DJ	\$1,555	DS-3POP	1.15	22.0	105	90.2	40-36/18	03

Note 03 60/50 Hz rated with no derate on HP; 230/460 volt 60 Hz ratings operate on 190/380 volt 50 Hz, 460V 60 Hz ratings operate on 380V 50 Hz; Full 60 & 50 Hz data on Nameplate

Note 06 Dual voltage ratings, Part Winding Start on low voltage only

Note 16 Motors marked 208-230/460 volts may not meet all NEMA (MG-1) performance standards when operated at 208 volts

Note LA Limited Availability

Note NNP Non-NEMA<sup>®</sup> Premium



# Replacement Motor Cross Reference

## Square Flange - Standard Efficient - Total Horsepower Rated

5.5 Diameter Catalog Number	56 Catalog Number	THP	Voltage	Regal Beloit (Formerly A.O. Smith)	Regal Beloit (Formerly A.O. Smith)	Regal Beloit (Formerly A.O. Smith)	WEG (Formerly Bluffton)
ASQ065	-	0.65	230/115	HSQ065	SQ1032 / USQ1052	B856	-
ASQ095	ASB846	0.95	230/115	HSQ095	SQ1052 / USQ1072	B846 / B852	14796 / 54002
ASQ125	ASB847	1.25	230/115	HSQ125	SQ1072 / USQ1102	B847 / B853	15815 / 54003
ASQ165	ASB848	1.65	230/115	HSQ165	SQ1102 / USQ1152	B848 / B854	12504 / 54004
ASQ225 / ASQ225H	ASB858	2.25	230/115	HSQ225	SQ1152 / USQ1202	B858 / B859	14728 / 18254
ASQ260	ASB748	2.60	230	HSQ260	SQ1202 / USQ1252	B748 / B840	10855 / 13280
-	ASB844	3.45	208-230	-	SQ1302V1	B844	16362
-	ASB850	5.00	208-230	-	-	B1000	-

## Square Flange - High Efficiency - Total Horsepower Rated

5.5 Diameter Catalog Number	56 Catalog Number	THP	Voltage	Regal Beloit (Formerly A.O. Smith)	Regal Beloit (Formerly A.O. Smith)	Regal Beloit (Formerly A.O. Smith)	WEG (Formerly Bluffton)
AQC095	ASB845	0.95	230/115	-	QC1052 / UQC1072	B845	11357
AQC125	ASB661	1.25	230/115	-	QC1072 / UQC1102	B2661	16358
AQC165	ASB841	1.65	230/115	-	QC1102 / UQC1152	B2841	16359

## Square Flange - Premium Energy Efficient - Total Horsepower Rated

5.5 Diameter Catalog Number	56 Catalog Number	THP	Voltage	Regal Beloit (Formerly A.O. Smith)	Regal Beloit (Formerly A.O. Smith)	Regal Beloit (Formerly A.O. Smith)	WEG (Formerly Bluffton)
-	ASB845	0.95	208-230/115	-	QC1052 / UQC1072	B845	11357
-	ASB661	1.25	208-230/115	-	QC1072 / UQC1102	B2661	16358
-	ASB841	1.65	208-230/115	-	QC1102 / UQC1152	B2841	16359
-	ASB842	2.25	208-230/115	-	SQ1152	B2842	16360
-	ASB843	2.60	208-230	-	SQ1202	B2843	16361
-	ASB844	3.45	208-230	-	SQ1302	B2844	16362
-	ASB850	5.00	208-230	-	-	B1000	-

## Square Flange - Two Speed - Total Horsepower Rated - Motor Only - Title 20 Compliant

5.5 Diameter Catalog Number	56 Catalog Number	THP	Voltage	Regal Beloit (Formerly A.O. Smith)	Regal Beloit (Formerly A.O. Smith)	Regal Beloit (Formerly A.O. Smith)	WEG (Formerly Bluffton)
-	EB981	1.25/0.20	115	-	SQ1072R	B981	-
-	ASB2980	1.25/0.20	230	-	SQS1072R	B2980	-
-	ASB2982	1.65/0.26	230	-	SQS1102R	B2982	-
-	ASB2983	2.25/0.38	230	-	SQS1152R	B2983	-
-	ASB2984	2.60/0.43	230	-	SQS1202R	B2984	-

## Square Flange - Two Speed with Integrated Timer - Total Horsepower Rated - Title 20 Compliant

5.5 Diameter Catalog Number	56 Catalog Number	THP	Voltage	Regal Beloit (Formerly A.O. Smith)	Regal Beloit (Formerly A.O. Smith)	Regal Beloit (Formerly A.O. Smith)	WEG (Formerly Bluffton)
-	ASB2980T	1.25/0.20	230	-	-	B2980T	-
-	ASB2982T	1.65/0.26	230	-	-	B2982T	-
-	ASB2983T	2.25/0.38	230	-	-	B2983T	-
-	ASB2984T	2.60/0.43	230	-	-	B2984T	-

## Square Flange - Variable Speed with Integrated Timer - Title 20 Compliant

5.5 Diameter Catalog Number	56 Catalog Number	THP	Voltage	Regal Beloit (Formerly A.O. Smith)	Regal Beloit (Formerly A.O. Smith)	Regal Beloit (Formerly A.O. Smith)	WEG (Formerly Bluffton)
NPTQ125	-	1/2 thru 1.25	115/230	-	-	-	-
NPTQ165	-	1.25 thru 1.65	115/230	-	-	ECM16SQU	-
NPTQ225	-	1.65 thru 2.25	230	-	-	ECM27SQU	-
NPTQ270	-	2.25 thru 2.70	230	-	-	ECM27SQU	-
-	AVSS15	1/2 thru 2.4	230	-	-	ECM27SQU	-
-	AVSS3	1/2 thru 3.45	230	-	-	-	-

# Replacement Motor Cross Reference

## Square Flange - Tristar Replacement - Full Rated

5.5 Diameter Catalog Number	56 Catalog Number	HP	SF	Voltage	Regal Beloit (Formerly A.O. Smith)	Regal Beloit (Formerly A.O. Smith)	WEG (Formerly Bluffton)
-	ET3205	1/2	1.98	208-230/115	HSQ1052	-	-
-	ET3207	3/4	1.85	208-230/115	HSQ1072	-	-
-	ET3210	1	1.85	208-230/115	HSQ1102	-	-
-	ET3215	1.5	1.60	208-230/115	HSQ1152	-	-
-	ET3220	2	1.35	208-230	HSQ1202	-	-
-	ET3230	3	1.20	208-230	-	-	-

## Square Flange - Tristar Replacement - Up Rated

5.5 Diameter Catalog Number	56 Catalog Number	HP	SF	Voltage	Regal Beloit (Formerly A.O. Smith)	Regal Beloit (Formerly A.O. Smith)	WEG (Formerly Bluffton)
-	ASB846	3/4	1.25	230/115	-	B846 / B852	-
-	ASB847	1	1.25	230/115	-	B847 / B853	-
-	ASB848	1.5	1.10	230/115	-	B848 / B854	-
-	ASB858	2	1.10	230/115	-	B858 / B859	-
-	ASB748	2.5	1.04	230	-	B748 / B840	-
-	ASB844	3	1.15	208-230	-	B2844	-

## Square Flange - Three Phase

5.5 Diameter Catalog Number	56 Catalog Number	HP	SF	Voltage	Regal Beloit (Formerly A.O. Smith)	Regal Beloit (Formerly A.O. Smith)	WEG (Formerly Bluffton)
-	EH491	1/2	1.90	208-230/460	Q3052	H491	-
-	EH492	3/4	1.65	208-230/460	Q3072	H492	-
-	EH635	1	1.65	208-230/460	Q3102	H635	-
-	EH636	1.5	1.47	208-230/460	Q3152	H636	-
-	EH637	2	1.30	208-230/460	Q3202	H637	-
-	EH755	3	1.15	208-230/460	Q3302V1	H755	-

## C-Flange - Threaded - Standard Efficient - Total Horsepower Rated

5.5 Diameter Catalog Number	56 Catalog Number	THP	Voltage	Regal Beloit (Formerly A.O. Smith)	Regal Beloit (Formerly A.O. Smith)	Regal Beloit (Formerly A.O. Smith)	WEG (Formerly Bluffton)
AST095	ASB126	0.95	230/115	HST080	ST1052 / UST1072	B126 / B227SE	18330 / 54022
AST125	ASB127	1.25	230/115	HST110	ST1072 / UST1102	B127 / B228SE	15443 / 54023
AST165	ASB128	1.65	230/115	HST150	ST1102 / UST1152	B128 / B229SE	14542 / 54024
AST225	ASB129	2.25	230/115	HST225	ST1152 / UST1202	B129 / B230SE	52011 / 12018
AST275	ASB130	2.60	230	HST275	ST1202 / UST1252	B130 / B231SE	52012 / 12020
-	ASB818	3.45	208-230	-	ST1302V1	B818	-
-	ASB819	5.00	208-230	-	-	-	-

## C-Flange - Threaded - High Efficiency - Total Horsepower Rated

5.5 Diameter Catalog Number	56 Catalog Number	THP	Voltage	Regal Beloit (Formerly A.O. Smith)	Regal Beloit (Formerly A.O. Smith)	Regal Beloit (Formerly A.O. Smith)	WEG (Formerly Bluffton)
ACT095	-	0.95	230/115	-	CT1052 / UCT1072	-	52008
ACT125	-	1.25	230/115	-	CT1072 / UCT1102	-	52009
ACT165	ASB841	1.65	230/115	-	CT1102 / UCT1152	-	52010

# Replacement Motor Cross Reference

## C-Flange - Keyed and Threaded - Premium Energy Efficient - Total Horsepower Rated

5.5 Diameter Catalog Number	56 Catalog Number	THP	Voltage	Regal Beloit (Formerly A.O. Smith)	Regal Beloit (Formerly A.O. Smith)	Regal Beloit (Formerly A.O. Smith)	WEG (Formerly Bluffton)
-	ASB656	0.95	208-230/115	-	CK1052	B656	52003
-	ASB657	0.95	208-230/115	-	CT1052 / UCT1072	B657	52008
-	ASB634	1.25	208-230/115	-	CK1072	B634	52004
-	ASB638	1.25	208-230/115	-	CT1072 / UCT1102	B638	52009
-	ASB653	1.65	208-230/115	-	CK1102	B653	52005
-	ASB654	1.65	208-230/115	-	CT1102 / UCT1152	B654	52010
-	ASB795	2.25	208-230/115	-	SK1152	B795	52006
-	ASB796	2.25	208-230/115	-	ST1152	B796	52011
-	ASB808	2.60	208-230	-	SK1202	B808	52077
-	ASB809	2.60	208-230	-	ST1202	B809	52012
-	ASB817	3.45	208-230	-	SK1302V1	B817	12109
-	ASB818	3.45	208-230	-	ST1302V1	B818	17458
-	ASB819	5.00	208-230	-	-	-	-
-	ASB116	5.00	208-230	-	-	B116	-

## C-Flange - Two Speed - Threaded - Total Horsepower Rated - Title 20 Compliant

5.5 Diameter Catalog Number	56 Catalog Number	THP	Voltage	Regal Beloit (Formerly A.O. Smith)	Regal Beloit (Formerly A.O. Smith)	Regal Beloit (Formerly A.O. Smith)	WEG (Formerly Bluffton)
-	ASB2973H	1.25/0.20	230	-	STS1072RV1	B2973H	-
-	ASB2975	1.65/0.26	230	-	STS1102RV1	B2975	-
-	ASB2977	2.25/0.38	230	-	STS1152R	B2977	-
-	ASB2979	2.60/0.43	230	-	STS1202R	B2979	-

## C-Flange - Two Speed with Integrated Timer - Threaded - Total Horsepower Rated - Title 20 Compliant

5.5 Diameter Catalog Number	56 Catalog Number	THP	Voltage	Regal Beloit (Formerly A.O. Smith)	Regal Beloit (Formerly A.O. Smith)	Regal Beloit (Formerly A.O. Smith)	WEG (Formerly Bluffton)
-	ASB2973HT	1.25/0.20	230	-	-	B2973HT	-
-	ASB2975T	1.65/0.26	230	-	-	B2975T	-
-	ASB2977T	2.25/0.38	230	-	-	B2977T	-
-	ASB2979T	2.60/0.43	230	-	-	B2979T	-

## C-Flange - Variable Speed with Integrated Timer - Threaded - Title 20 Compliant

5.5 Diameter Catalog Number	56 Catalog Number	THP	Voltage	Regal Beloit (Formerly A.O. Smith)	Regal Beloit (Formerly A.O. Smith)	Regal Beloit (Formerly A.O. Smith)	WEG (Formerly Bluffton)
NPTT125	-	1/2 thru 1.25	115/230	-	-	-	-
NPTT165	-	1.25-1.65	115/230	-	-	ECM16CU	-
NPTT225	-	1.65-2.25	230	-	-	-	-
NPTT270	-	2.25-2.70	230	-	-	ECM27CU	-
-	AVSJ15	1/2 thru 2.4	230	-	-	ECM27CU	-
-	AVSJ3	1/2 thru 3.45	230	-	-	-	-

## C-Flange - Three Phase - Threaded Shaft - Full Rated

5.5 Diameter Catalog Number	56 Catalog Number	HP	SF	Voltage	Regal Beloit (Formerly A.O. Smith)	Regal Beloit (Formerly A.O. Smith)	WEG (Formerly Bluffton)
-	EH282	1/2	1.60	208-230/460	T3052	H282	-
-	EH451	3/4	1.50	208-230/460	T3072	H451	-
-	EH514	1	1.40	208-230/460	T3102	H514	-
-	EH617	1.5	1.30	208-230/460	T3152	H617	-
-	EH705	2	1.20	208-230/460	T3202	H705	-
-	EH741	3	1.15	208-230/460	-	H741	-

BRAKEMOTORS  
 GENERAL PURPOSE SINGLE PHASE  
 HVAC  
 WASHDOWN  
 AGRICULTURE  
 COMMERCIAL PUMP MOTORS  
 CLOSE COUPLED PUMP MOTORS  
 FIRE PUMP MOTORS  
 POOL & SPA MOTORS  
 RESIDENTIAL WATER PUMP  
 ELEVATOR GATE & DOOR

## Replacement Motor Cross Reference

### C-Flange - Northstar Replacement - Full and Up/MaxRated

5.5 Diameter Catalog Number	56 Catalog Number	HP	SF	Voltage	Regal Beloit (Formerly A.O. Smith)	Regal Beloit (Formerly A.O. Smith)	WEG (Formerly Bluffton)
-	ESN1072	3/4	1.85	208-230/115	-	SN1072	-
-	EUSN1102	1	1.40	208-230/115	-	USN1102	-
-	ESN1102	1	1.85	208-230/115	-	SN1102	-
-	EUSN1152	1.5	1.25	208-230/115	-	USN1152	-
-	ESN1152	1.5	1.60	208-230/115	-	SN1152	-
-	EUSN1202	2	1.20	208-230/115	-	USN1202	-
-	ESN1202	2	1.35	208-230	-	SN1202	-
-	EUSN1252	2.5	1.10	208-230	-	USN1252	-
-	EUSN1302	3	1.20	208-230	-	USN1302	-
-	ESN1302	3	1.60	208-230	-	SN1302	-

### C-Flange - Three Phase - Keyed Shaft - Full Rated

5.5 Diameter Catalog Number	56 Catalog Number	HP	SF	Voltage	Regal Beloit (Formerly A.O. Smith)	Regal Beloit (Formerly A.O. Smith)	WEG (Formerly Bluffton)
-	EH281	1/2	1.60	208-230/460	-	H281	-
-	EH450	3/4	1.50	208-230/460	K3072	H450	-
-	EH513	1	1.40	208-230/460	K3102	H513	-
-	EH616	1.5	1.30	208-230/460	K3152	H616	-
-	EH704	2	1.20	208-230/460	K3202	H704	-
-	EH740	3	1.15	208-230/460	-	H740	-

## PENTAIR EQ SERIES Pump Replacement Pool Motors

### Open DripProof - Close Coupled Pump - Premium Efficient - Full Service Factor - Full Rated

5.5 Diameter Catalog Number	56 Catalog Number	Frame	HP	SF	Voltage	Regal Beloit (Formerly A.O. Smith)	WEG (Formerly Bluffton)
-	EEQK500	182JMZ	5	1.15	208-230/460	CEQK500	-
-	EEQK750	184JMZ	7.5	1.15	208-230/460	CEQK750	-
-	EEQK1000	213JMZ	10	1.15	208-230/460	CEQK1000	-
-	EEQK1500	215JMZ	15	1.15	208-230/460	CEQK1500	-
-	EEQ500	184JMZ	5	1.15	230	CEQ500	-
-	EEQ750	213JMZ	7.5	1.15	230	CEQ750	-

### Totally Enclosed Fan Cooled - Close Coupled Pump - Premium Efficient - Full Service Factor - Full Rated

5.5 Diameter Catalog Number	56 Catalog Number	Frame	HP	SF	Voltage	Regal Beloit (Formerly A.O. Smith)	WEG (Formerly Bluffton)
-	EEQKT500	182JMZ	5	1.15	208-230/460	-	-
-	EEQKT750	184JMZ	7.5	1.15	208-230/460	-	-
-	EEQKT1000	213JMZ	10	1.15	208-230/460	-	-
-	EEQKT1500	215JMZ	15	1.15	208-230/460	-	-

### Pool Cleaner - C-Face - Full Rated Service Factor

5.5 Diameter Catalog Number	56 Catalog Number	HP	SF	Voltage	Regal Beloit/ Formerly A.O.S. Cat. No.	Regal Beloit/ Formerly A.O.S. Century Cat. No.	Bluffton Motor Works Cat. No.	SN Tech Cat. No.
-	ASB625	3/4	1.50	230/115	PL1072	B625	-	-
-	ASB668	3/4	1.50	230/115	-	B668	-	-

# Replacement Motor Cross Reference

## Thru Bolt - 56 Frame - Single Speed

5.5 Diameter Catalog Number	56 Catalog Number	HP	SF	Voltage	Regal Beloit/ Formerly A.O.S Cat. No.	Regal Beloit/ Formerly A.O.S Century Cat. No.	Bluffton Motor Works Cat. No.	SN Tech Cat. No.
-	ASB605	3	1.00	230	-	B237	-	-
-	ASB606	4	1.00	230	-	B238	-	-

## Thru Bolt - 56 Frame - Two Speed - Soft Start

5.5 Diameter Catalog Number	56 Catalog Number	HP	SF	Voltage	Regal Beloit/ Formerly A.O.S Cat. No.	Regal Beloit/ Formerly A.O.S Century Cat. No.	Bluffton Motor Works Cat. No.	SN Tech Cat. No.
-	ASB502	1.5/.18	1.00	230	-	B233	-	-
-	ASB503	2.0/.25	1.00	230	-	B234	-	-
-	ASB505	3.0/.38	1.00	230	-	B235	-	-
-	ASB506	4.0/.50	1.00	230	-	B236	-	-

## Thru Bolt - 48 Frame - Single Speed

5.5 Diameter Catalog Number	56 Catalog Number	HP	SF	Voltage	Regal Beloit/ Formerly A.O.S Cat. No.	Regal Beloit/ Formerly A.O.S Century Cat. No.	Bluffton Motor Works Cat. No.	SN Tech Cat. No.
AGL50FL1	-	1/2	1.00	115	CBT2052	BN23	13719	-
AGL75FL1	-	3/4	1.00	115	CBT2072	BN24	18889	H909
AGH75FL1	-	3/4	1.00	230	-	-	-	-
AGL10FL1	-	1	1.00	115	CBT2102	BN25	16436	H910
AGH10FL1	-	1	1.00	230	-	-	-	-
AGD15FL1	-	1.5	1.00	230/115	TBT1152D	BN25	-	C1901
SPH20FLC1	-	2	1.00	230	-	BN40	-	-
SPH20FL1	-	2	1.00	230	-	186097	17257	C1456
SPH25FL1	-	2.5	1.00	230	-	-	-	-
SPH30FL1	-	3	1.00	230	-	BN41	-	-

## Thru Bolt - 48 Frame - Two Speed - Soft Start

5.5 Diameter Catalog Number	56 Catalog Number	HP	SF	Voltage	Regal Beloit/ Formerly A.O.S Cat. No.	Regal Beloit/ Formerly A.O.S Century Cat. No.	Bluffton Motor Works Cat. No.	SN Tech Cat. No.
AGL75FL2	-	3/4/.10	1.00	115	CBS2072	BN36	12562	C1902
AGL10FL2S	-	1.0/.12	1.00	115	CBS2102	BN37/BN38	15698/15700	C1903
AGL15FL2CS	-	1.5/.18	1.00	115	-	BN50	-	-
SPL15FL2S	-	1.5/.18	1.00	115	-	BN60	41000	-
AGH15FL2CS	-	1.5/.18	1.00	230	-	BN34	41001	C1326
SPH20FL2CS	-	2.0/.25	1.00	230	-	BN51	-	-
SPH20FL2S	-	2.0/.25	1.00	230	-	BN61	17525	C1327
SPH25FL2S	-	2.5/.33	1.00	230	-	-	-	-
SPH30FL2S	-	3.0/.38	1.00	230	-	BN62	42005	-

## Above Ground Pool - 48 Frame - Single Speed (Thru bolt less base)

5.5 Diameter Catalog Number	56 Catalog Number	HP	SF	Voltage	Regal Beloit/ Formerly A.O.S Cat. No.	Regal Beloit/ Formerly A.O.S Century Cat. No.	Bluffton Motor Works Cat. No.	SN Tech Cat. No.
AGL75FL1NB	-	3/4	1.00	115	-	-	-	-
AGL10FL1NB	-	1.0	1.00	115	-	-	-	-

BRAKEMOTORS  
 GENERAL PURPOSE SINGLE PHASE  
 HVAC  
 WASHDOWN  
 AGRICULTURE  
 COMMERCIAL PUMP MOTORS  
 CLOSE COUPLED PUMP MOTORS  
 FIRE PUMP MOTORS  
 POOL & SPA MOTORS  
 RESIDENTIAL WATER PUMP  
 ELEVATOR GATE & DOOR



## Replacement Motor Cross Reference

### Above Ground Pool - 48 Frame - Single Speed - 50Hz - CE Certified

5.5 Diameter Catalog Number	56 Catalog Number	HP	SF	Voltage	Regal Beloit/ Formerly A.O.S Cat. No.	Regal Beloit/ Formerly A.O.S Century Cat. No.	Bluffton Motor Works Cat. No.	SN Tech Cat. No.
AGH75FL150	-	3/4	1.00	220-240	-	BN32	-	
AGH10FL150	-	1.0	1.00	220-240	-	BN33	-	

### Above Ground Pool - EZ48 Frame - Single Speed - 60Hz - 1.5 Compartment

5.5 Diameter Catalog Number	56 Catalog Number	HP	SF	Voltage	Regal Beloit/ Formerly A.O.S Cat. No.	Regal Beloit/ Formerly A.O.S Century Cat. No.	Bluffton Motor Works Cat. No.	SN Tech Cat. No.
EZBN23	-	1/2	1.00	115	CBT2052	BN23/BN23SS	-	-
EZBN24	-	3/4	1.00	115	CBT2072	BN24/BN24SS	-	-
EZBN25	-	1.0	1.00	115	CBT2102	BN25/BN25SS	-	-
EZBV35	-	1.5	1.00	115	-	BV35/BV35SS	-	-
EZBN35	-	1.5	1.00	230/115	TBT1152D	BN35/BN35SS	-	-

### Above Ground Pool - EZ48 Frame - Two Speed - 60Hz - 1.5 Compartment

5.5 Diameter Catalog Number	56 Catalog Number	HP	SF	Voltage	Regal Beloit/ Formerly A.O.S Cat. No.	Regal Beloit/ Formerly A.O.S Century Cat. No.	Bluffton Motor Works Cat. No.	SN Tech Cat. No.
EZBN36	-	3/4/.10	1.00	115	CBS2072	BN36	-	-
EZBN37	-	1.0/.12	1.00	115	CBS2102	BN37	-	-
EZBN50	-	1.5/.18	1.00	115	TBS1152SV1	BN50	-	-

### Above Ground Pool - Hoffinger Replacement

5.5 Diameter Catalog Number	56 Catalog Number	HP	SF	Voltage	Regal Beloit/ Formerly A.O.S Cat. No.	Regal Beloit/ Formerly A.O.S Century Cat. No.	Bluffton Motor Works Cat. No.	SN Tech Cat. No.
AGL10FL1H1	-	1	1.00	115	ODB1102V1	BV91	-	-
AGL10FL1H2	-	1	1.00	115	ODB1102	BV90	-	H911
AGL15FL1H2	-	SPL	1.00	115	-	-	-	-

forecyte

POWERED BY *Nidec*

Asset Condition Monitoring Solution to visualize\* health and performance data  
Refer to Page 109

# Residential Water System Pump Motors

---

**Horsepower:** 1/2 – 3 HP

**Phase:** Single Phase

**Capacitor Start:** Capacitor Start electrical designs utilized for superior torque even in the most difficult starting conditions

**Voltage Selector Switch:** On motors with catalog numbers ending in “-2V”

**Mounting Options:** NEMA<sup>®†</sup> 56J, and Square Flange. The Square Flange mounting face incorporates a five-point surface, which supplies extra pump support

**Enclosure:** Open Drip Proof (ODP)

**Compartments:** Two-Compartment constructions

**Bearings:** All Ball Bearing construction. Double sealed ball bearings on both motor ends

**Assembly/Removal:** Accessible shaft flats and screw driver slots

**Shaft Extensions:** Corrosion-resistant 303 or 304 stainless steel shaft extensions on U.S. MOTORS<sup>®</sup> brand two-compartment construction motors.

**Agency:** UL<sup>®†</sup> Recognized and CSA<sup>®†</sup> Certified



## Special Application Single Phase, Open Drip Proof (ODP) Jet Pump, Square Flange & C-Face Capacitor Start



### APPLICATIONS:

For jet pumps, booster pumps, centrifugal pumps, lawn sprinkler pumps.

### FEATURES:

- 303 Stainless Steel Shaft
- C-Face: 7/16-20 UNF2A Thread
- Square Flange: 1/2-20 UNC-2A Thread
- Ball Bearings (Locked Drive End Bearing)
- Continuous Duty
- 60 Hertz
- EZ-Access™ Motor Cover
- 40°C Ambient
- Automatic Reset Thermal Overload Protector
- Round Frame (Without Base), NEMA®1 56C C-Face or Square Flange Mounting
- Power Leads Supplied For Proper Connection To Pressure Switch
- Voltage Selector Switch (Catalog Numbers Ending With "-2V" and "UPR")

### C-Face, Two Compartment Product, EZ-Access™ Motors

HP	RPM	Voltage	Frame	Catalog Number	List	Discount Symbol	SF	"C" Dim. (inches)	Ship Wt. (lbs)	Full Load Amps	Notes
1/2	3600	115/230	56J	JJ0502-2V	\$234	DS-3FJP	1.60	13.0	25	9.6/4.8	
3/4	3600	115/230	56J	JJ0752-2V	\$272	DS-3FJP	1.50	13.8	21	12.2/6.1	
1	3600	115/230	56J	JJ1002-2V	\$313	DS-3FJP	1.40	14.0	23	13.4/6.7	
1 1/2	3600	115/230	56J	JJ1502-2V	\$350	DS-3FJP	1.30	14.5	27	14.0/7.0	18
2	3600	230	56J	JJ2002-2	\$400	DS-3FJP	1.20	14.5	27	8.6	18

### Square Flange, Two Compartment Product, EZ-Access™ Motors

HP	RPM	Voltage	Frame	Catalog Number	List	Discount Symbol	SF	"C" Dim. (inches)	Ship Wt. (lbs)	Full Load Amps	Notes
1/3	3600	115/230	48Y	JS0332-2	\$214	DS-3FJP	1.95	11.4	17	8.4/4.2	
1/2	3600	115/230	48Y	JS0502-2V	\$239	DS-3FJP	1.90	11.7	19	8.4/4.2	
3/4	3600	115/230	48Y	JS075UPR	\$239	DS-3FJP	1.27	11.7	20	10.2/5.1	
	3600	230/115	48Y	JS0752-2V	\$277	DS-3FJP	1.65	13.0	19	5.8/11.6	
1	3600	115/230	48Y	JS100UPR	\$277	DS-3FJP	1.25	13.0	23	12.4/6.2	
	3600	115/230	48Y	JS1002-2V	\$319	DS-3FJP	1.65	13.0	23	13.6/6.8	
1 1/2	3600	115/230	48Y	JS1502-2V	\$362	DS-3FJP	1.50	13.5	27	14.8/7.4	18
2	3600	230	48Y	JS2002-2	\$415	DS-3FJP	1.30	13.5	28	8.6	18

forecyte

POWERED BY **Nidec**

Asset Condition Monitoring Solution to visualize\* health and performance data  
Refer to Page 109

Note 18 Incorporates Run Capacitor

# Elevator and Gate & Door Motors

---

## SUBMERSIBLE AND DRY HYDRAULIC ELEVATOR MOTORS

**Horsepower:** 3 through 125 HP

**Frame Sizes:** 90 through 404T

**Phase:** Three Phase

**RPM:** 3600 or 1800 RPM

**Voltage:** 200, 208-230/460, 230/460, 460, 575

**Enclosure:**  
Open Drip Proof (ODP) on Dry Hydro

**Service Factor:**  
1.00 SF or greater

**Insulation:** Class B or F Insulation

**Efficiency:** Standard Efficient

**Nameplate:** "CE" Mark on nameplate on Dry Hydro (180 Frame or larger)

**Agency:** UL<sup>®†</sup> Recognized and CSA<sup>®†</sup> Certified

## COMMERCIAL GATE AND DOOR MOTORS

**Horsepower:** 1/3 through 1 HP

**Phase:** Single and Three Phase

**RPM:** Single Speed 1725 RPM, Two Speed 1625/1325 RPM

### **Voltage:**

- Three Phase, 208/230-460
- Single Phase, 115/208-230
- Gate: Single Phase, Two Speed, 115 only

### **Enclosure:**

- Totally Enclosed Fan Cooled (TEFC) Three Phase
- Open Drip Proof (ODP) Single Phase

**Construction:** Rolled steel frame

### **Mounting:**

- Rigid Mount
- Resilient Mount
- C-Face Mount

**Bearings:** Permanently lubricated ball bearings



## Special Application Three Phase Submersible Elevator Motors Z-Flange & L32 Flange



### APPLICATIONS:

Z-Flanged motors are suitable for use in elevators in low rise buildings using Allweiler pumps (SUB 140, 210 & 280) or IMO pumps (3SIC-187, 3SIC-200, 3SIC-218, 3SIC-250 & 4SIC-275). L32 Flanged motors for ALLWEILER® pumps (SUA 140, 210, 280 & 440). Compatibility current at time of publication.

### FEATURES:

- Class F Insulation
- Zinc Plated Frame, 32 MM Shaft, Lifting Provisions On Brackets
- Stainless Steel Nameplate On Motor & Mylar For Wall Mount
- 70°C Thermostat Located On Motor Frame
- Single Ball Bearing Design To Fit Most ALLWEILER® & IMO Sub. Pumps
- 112" External Leads (Butt Splices At Approx. 12" & 47" From Housing)
- Suitable for Wye-Delta Starting
- Intermittent Duty (Rated 80 Starts/Hour In 50°C Oil or 120 Starts/Hour In 40°C Oil)
- CSA® Certified (#LR39413) & UL® Component Recognized (#E51488)

HP	RPM	Voltage	Frame	Catalog Number	List	Discount Symbol	SF	"C" Dim. (inches)	Ship Wt. (lbs)	Full Load Amps	Notes
15	3600	200	160ZBS	EZ15S1HZ	\$1,739	DS-3IM	1.00	14.1	101	52	
	3600	230/460	160ZBS	EZ15S1BZ	\$1,739	DS-3IM	1.00	14.1	101	45.2/22.6	
	3600	575	160ZBS	EZ15S1GZ	\$1,739	DS-3IM	1.00	14.1	101	18.1	
20	3600	200	160ZBS	EZ20S1HZ	\$1,780	DS-3IM	1.00	14.1	102	72	
	3600	230/460	160ZBS	EZ20S1BZ	\$1,780	DS-3IM	1.00	14.1	100	62/31	
	3600	575	160ZBS	EZ20S1GZ	\$1,780	DS-3IM	1.00	14.1	110	24.6	
25	3600	200	160ZBS	EZ25S1HZ	\$1,912	DS-3IM	1.00	14.1	100	82	
	3600	230/460	160ZBS	EZ25S1BZ	\$1,912	DS-3IM	1.00	14.1	132	70/35	
	3600	575	160ZBS	EZ25S1GZ	\$1,912	DS-3IM	1.00	14.1	108	28.3	
30	3600	200	160ZBS	EZ30S1HZ	\$2,144	DS-3IM	1.00	14.1	115	100	
	3600	230/460	160LCS	E30S1BZ	\$2,144	DS-3IM	1.00	14.1	114	84/42	
	3600	230/460	160ZBS	EZ30S1BZ	\$2,144	DS-3IM	1.00	14.1	111	84/42	
	3600	575	160ZBS	EZ30S1GZ	\$2,144	DS-3IM	1.00	14.1	109	35	
40	3600	200	160LCS	E40S1HZ	\$2,415	DS-3IM	1.00	17.4	113	121	
	3600	200	160ZBS	EZ40S1HZ	\$2,415	DS-3IM	1.00	17.5	144	121	
	3600	230/460	160LCS	E40S1BZ	\$2,415	DS-3IM	1.00	17.4	160	106/53	
	3600	230/460	160ZBS	EZ40S1BZ	\$2,415	DS-3IM	1.00	17.5	150	106/53	
	3600	575	160LCS	E40S1GZ	\$2,415	DS-3IM	1.00	17.4	142	42	
	3600	575	160ZBS	EZ40S1GZ	\$2,415	DS-3IM	1.00	17.5	160	42	
50	3600	200	160LCS	E50S1HZ	\$3,534	DS-3IM	1.00	17.4	157	148	
	3600	200	160ZBS	EZ50S1HZ	\$3,534	DS-3IM	1.00	17.5	157	148	
	3600	230/460	160LCS	E50S1BZ	\$3,534	DS-3IM	1.00	17.4	165	130/65	
	3600	230/460	160ZBS	EZ50S1BZ	\$3,534	DS-3IM	1.00	17.5	150	130/65	
	3600	575	160LCS	E50S1GZ	\$3,534	DS-3IM	1.00	17.4	152	52	
	3600	575	160ZBS	EZ50S1GZ	\$3,534	DS-3IM	1.00	17.5	150	52	



# Special Application Three Phase, Open Drip Proof (ODP) Elevator Motor, Dry Hydraulic Motor



## APPLICATIONS:

For elevators where dry hydraulic motors are required, usually five stories or less.

## FEATURES:

- CSA<sup>®</sup> Certified and UL<sup>®</sup> Component Recognized
- 1800 RPM
- 80 Starts Per Hour (100 Starts Per Hour With De-rate in HP)
- F1 Assembly
- 60 Hertz
- Class F Insulation
- 1.00 Service Factor
- Intermittent Duty Rated For Operation in a 40°C Ambient Temperature
- Ball Bearing Design
- 72" Lead Length

HP	RPM	Voltage	Frame	Catalog Number	List	Discount Symbol	SF	"C" Dim. (inches)	Ship Wt. (lbs)	Full Load Amps	Notes
15	3600	230/460	213T	DH15S1BF	\$1,829	DS-3ID	1.00	16.0	90	40/19.8	
	3600	575	213T	DH15S1GF	\$1,829	DS-3ID	1.00	16.0	90	15.6	
20	3600	230/460	215T	DH20S1BF	\$2,067	DS-3ID	1.00	17.5	105	51/25.3	
	3600	575	215T	DH20S1GF	\$2,067	DS-3ID	1.00	17.5	105	20	
	1800	200	254T	DH20S2HF	\$2,586	DS-3ID	1.00	22.0	150	58	
	1800	230/460	254T	DH20S2BF	\$2,586	DS-3ID	1.00	22.0	162	52/25.9	
	1800	575	254T	DH20S2GF	\$2,844	DS-3ID	1.00	22.0	150	20.1	
25	3600	230/460	254T	DH25S1BF	\$2,488	DS-3ID	1.00	22.6	150	61/30	
	3600	575	254T	DH25S1GF	\$2,488	DS-3ID	1.00	22.6	150	24.2	
	1800	200	256T	DH25S2HF	\$3,741	DS-3ID	1.00	23.0	160	72	
	1800	230/460	256T	DH25S2BF	\$3,741	DS-3ID	1.00	23.0	172	65/32	
	1800	575	256T	DH25S2GF	\$4,051	DS-3ID	1.00	23.0	160	25.2	
30	3600	230/460	256T	DH30S1BF	\$2,808	DS-3ID	1.00	23.2	160	71/36	
	3600	575	256T	DH30S1GF	\$2,808	DS-3ID	1.00	23.2	160	28.3	
	1800	200	284T	DH30S2HF	\$4,508	DS-3ID	1.00	25.0	225	84	
	1800	230/460	284T	DH30S2BF	\$4,508	DS-3ID	1.00	25.0	237	73/36	
	1800	575	284T	DH30S2GF	\$4,870	DS-3ID	1.00	25.0	225	29.6	
40	3600	230/460	284T	DH40S1BF	\$3,004	DS-3ID	1.00	24.9	225	99/49	
	3600	575	284T	DH40S1GF	\$3,004	DS-3ID	1.00	24.9	225	39	
	1800	200	286T	DH40S2HF	\$5,247	DS-3ID	1.00	25.0	250	110	
	1800	230/460	286T	DH40S2BF	\$5,247	DS-3ID	1.00	25.0	262	96/48	
	1800	575	286T	DH40S2GF	\$5,518	DS-3ID	1.00	25.0	250	39	
50	1800	200	324T	DH50S2HF	\$6,482	DS-3ID	1.00	27.0	420	133	
	1800	230/460	324T	DH50S2BF	\$6,482	DS-3ID	1.00	27.0	451	116/58	
	1800	575	324T	DH50S2GF	\$6,960	DS-3ID	1.00	27.0	385	47	
60	1800	200	326T	DH60S2HF	\$7,794	DS-3ID	1.00	27.0	460	160	
	1800	230/460	326T	DH60S2BF	\$7,794	DS-3ID	1.00	27.0	491	139/69	
	1800	575	326T	DH60S2GF	\$8,207	DS-3ID	1.00	27.0	460	56	
75	1800	230/460	364T	DH75S2BF	\$9,587	DS-3ID	1.15	29.0	580	185/92	
	1800	575	364T	DH75S2GF	\$10,129	DS-3ID	1.00	29.0	580	70	
100	1800	230/460	365T	DH100S2BF	\$11,739	DS-3ID	1.00	30.0	631	235/118	
	1800	575	365T	DH100S2GF	\$12,126	DS-3ID	1.15	30.0	600	94	
125	1800	230/460	404T	DH125S2BF	\$12,800	DS-3ID	1.00	32.0	763	288/144	
	1800	575	404T	DH125S2GF	\$13,188	DS-3ID	1.00	32.0	750	114	

## Special Application Commercial Gate Single Phase, Permanent Split Capacitor Open Drip Proof (ODP)

### APPLICATIONS:

For gate openers, hoists and most medium start reversing applications.

### FEATURES:

- 40°C Ambient
- 1.0 Service Factor
- Reversible Rotation
- 115 Volt, 60 Hertz
- Permanent Lubricated Ball Bearings
- 3 Lead Connection
- Manual Reset Thermal Overload Protector
- Terminal Board Connections Without Motor Switch
- Lower Inrush And Operating Currents
- Modest Starting Torque
- Allows Frequent Starts
- Continuous Duty Capacitor
- Continuous Duty/Intermittent Duty (1 HP Intermittent)

HP	RPM	Voltage	Frame	Catalog Number	List	Discount Symbol	SF	"C" Dim. (inches)	Ship Wt. (lbs)	Full Load Amps	Notes
1/3	1800	115	56	D13ARM2N9	\$524	DS-3FMP	1.00	10.8	20	3.9/4.2	23,35
1/2	1800	115	56	D12ARM2N	\$555	DS-3FMP	1.00	9.4	16	5	23
	1800	115	56	D12ARM2N9	\$587	DS-3FMP	1.00	10.8	20	5.0/5.7	23,35
3/4	1800	115	56C	D34ARM2NCR	\$558	DS-3FMP	1.00	11.9	26	8	23,LA
1	1800	115/230	56H	D1CPA2PH9	\$644	DS-3FMP	1.15	12.3	31	8.8/4.4	24,60

Note 23 Manual Reset Thermal Protector Overload  
 Note 24 Automatic Reset Thermal Protector Overload  
 Note 35 Resilient Base  
 Note 60 Capacitor Start  
 Note LA Limited Availability

forecyte

POWERED BY **Nidec**

Asset Condition Monitoring Solution to visualize\* health and performance data  
 Refer to Page 109

# Vertical Motors

---

**Horsepower:** 1 through 600 HP

**Phase:** Single & Three Phase

**RPM:** 3600, 1800 or 1200

**Voltage:**

- Single Phase, 115/230 or 230 Volts
- Three Phase, 230/460 or 460 Volts
- International Duty, 220/380-440, 380-415 or 575 Volts

**Efficiency:**

- Premium Efficient
- Premium Efficient/Inverter Duty

**Enclosure:**

- Weather Protected Type I (WPI)
- Totally Enclosed, Fan Cooled (TEFC)

**Mounting:** P-Base

**Thrust:** Normal, High & Extra High

**Thrust Bearing Lubrication:**

- Normal Thrust - Grease
- High Thrust
  - WPI Up to 280 frame - Grease
  - TEFC Up to 360 frame - Grease
  - WPI 320 frame and larger - Oil
  - TEFC 400 frame and larger - Oil
- Extra High Thrust
  - WPI 320 frame and larger - Oil
  - TEFC Up to 360 frame - Grease

**Guide Bearing Lubrication:** Grease

**Inverter Duty:** Meets NEMA<sup>®†</sup> MG1

**Agency:**

- UL<sup>®†</sup> Recognized and CSA<sup>®†</sup> Certified

For conversion and accessory options refer to pages 310-315.



## Vertical HOLLOSHAFT® High Thrust Motors - "P" Base, Single Phase Weather Protected Type I (WPI) Standard Efficient



AUR,  
AUC

### APPLICATIONS:

For use on turbine, mix flow and propeller pumps.

### FEATURES:

- Class F Insulation
- 1.15 Service Factor
- Maximum 40°C Ambient, 3,300 Feet Altitude
- Capacitor Start Design
- Corrosion Resistant Mill & Chemical Duty Paint
- NRR = Non-Reverse Ratchet
- **Discount Symbol: DS-7VS**

HP	RPM	Voltage	Frame	Catalog Number	Type	List w/ NRR	List w/ SRC	Down Thrust (lbs.)	Base Dia. (in.)	Cplg. Height (in.)	Cplg. BX (in.)	Cplg. Key Size	Ship Wt. (lbs)	Notes
3	1800	115/230	215P	HS3C2PLE	AUR	\$4,568	\$4,291	2500	10	17-9/16	1	1/4	220	
5	3600	230	215P	HS5C1KLE	AUR	\$4,779	\$4,502	2200	10	17-9/16	1	1/4	220	
	1800	230	254UP	HS5C2KLE	AUC	\$5,789	\$5,460	2500	10	23-3/8	1	1/4	265	
7 1/2	3600	230	254UP	HS7C1KLE	AUC	\$6,817	\$6,488	2600	10	23-3/8	1	1/4	265	
	1800	230	256UP	HS7C2KLE	AUC	\$7,831	\$7,455	3300	10	23-3/8	1	1/4	300	

# Vertical HOLLOWSHAFT® High Thrust Motors - "P" Base, Three Phase Weather Protected Type I (WPI) Premium Efficient, SINEWAVE OPTIMIZED®

## APPLICATIONS:

For use on Turbine, Mix Flow and Propeller Pumps

## FEATURES:

- Class F Insulation, Class B Rise at Full Load
- 1.15 Service Factor
- Maximum 40°C Ambient, 3,300 Feet Altitude
- 230/460 Volt Motors Suitable for 230 Volt Part Winding Start
- Premium Efficient Design
- Special Balance

- Corrosion Resistant Mill & Chemical Duty Paint
- 115 Volt Space Heater (through 250 HP)
- NRR = Non-Reverse Ratchet, SRC = Self-Release Coupling
- Refer to Page viii for Guidelines & Compatibility with VFD's
- **Discount Symbol: DS-7VS**



RUS

HP	RPM	Voltage	Frame	Catalog Number	Type	List w/ NRR	List w/ SRC	NEMA Nom. Eff.	Down Thrust (lbs)	Base Dia. (in)	Cplg. Height (in)	Cplg. BX (in)	Cplg. Key Size	Ship Wt. (lbs)	Notes
7 1/2	1800	230/460	213TP	HO7P2BLE	AUS	\$3,789	\$3,518	91.7	2500	10	17-9/16	1	1/4	210	
	1200	230/460	254TPH	HO7P3BLF	AUS	\$4,983	\$4,607	90.2	3800	12	23-3/8	1	1/4	265	
10	1800	230/460	215TP	HO10P2BLE	AUS	\$4,187	\$3,869	91.7	2500	10	17-9/16	1	1/4	220	
	1200	230/460	256TPH	HO10P3BLF	AUS	\$5,592	\$5,207	91.7	3800	12	23-3/8	1	1/4	300	
15	1800	230/460	254TP	HO15P2BLE	AUS	\$4,686	\$4,358	93.0	3300	10	23-3/8	1	1/4	265	
	1800	230/460	254TPA	HO15P2BLG	AUS	\$4,686	\$4,358	93.0	3300	16.5	23-3/8	1	1/4	265	
	1200	230/460	284TPA	HO15P3BLF	AUS	\$6,548	\$6,137	91.7	3800	12	24-3/4	1	1/4	305	
20	3600	230/460	254TPH	HO20P1BLF	AUS	\$4,708	\$4,061	91.0	2600	12	23-3/8	1	1/4	265	
	1800	230/460	256TPH	HO20P2BLF	AUS	\$5,122	\$4,763	93.0	3300	12	24-3/4	1	1/4	300	
	1800	230/460	256TPA	HO20P2BLG	AUS	\$5,122	\$4,763	93.0	3300	16.5	24-3/4	1	1/4	300	
	1200	230/460	286TPH	HO20P3BLG	AUS	\$7,307	\$6,838	92.4	3800	16.5	24-3/4	1	1/4	325	
25	3600	230/460	256TPH	HO25P1BLF	AUS	\$5,015	\$4,368	91.7	2600	12	23-3/8	1	1/4	300	
	1800	230/460	284TPA	HO25P2BLF	AUS	\$5,778	\$5,374	93.6	3300	12	24-3/4	1	1/4	305	
	1800	230/460	284TPH	HO25P2BLG	AUS	\$5,778	\$5,374	93.6	3300	16.5	24-3/4	1	1/4	305	
	1200	230/460	324TP	HO25P3BLG	RUS	\$8,923	\$8,383	93.0	6700	16.5	28-7/32	1	1/4	635	
30	3600	230/460	284TPA	HO30P1BLF	AUS	\$5,369	\$4,698	91.7	2600	12	24-3/4	1	1/4	305	
	1800	230/460	286TPA	HO30P2BLF	AUS	\$6,277	\$5,838	94.1	3300	12	24-3/4	1	1/4	325	
	1800	230/460	286TPH	HO30P2BLG	AUS	\$6,277	\$5,838	94.1	3300	16.5	24-3/4	1	1/4	325	
	1200	230/460	326TP	HO30P3BLG	RUS	\$9,916	\$9,296	93.6	6700	16.5	28-7/32	1-1/4	3/8	675	
40	3600	230/460	286TPA	HO40P1BLF	AUS	\$5,927	\$5,228	92.4	2600	12	24-3/4	1	1/4	325	
	1800	230/460	324TPH	HO40P2BLF	RUS	\$7,017	\$6,526	94.5	5700	12	28-7/32	1-1/4	1/4	635	
	1800	230/460	324TP	HO40P2BLG	RUS	\$7,017	\$6,526	94.5	5700	16.5	28-7/32	1-1/4	1/4	635	
	1800	460	324TP	HO40P2SLG	RUS	\$7,017	\$6,526	94.5	5700	16.5	28-7/32	1-1/4	1/4	635	PWS
50	1200	230/460	364TP	HO40P3BLGX	RUS	\$12,880	\$12,124	94.1	11725	16.5	31-5/32	1-1/4	3/8	730	
	3600	230/460	324TPH	HO50P1BLF	RUS	\$8,571	\$8,036	93.0	4600	12	28-7/32	1	1/4	635	
	1800	230/460	326TPH	HO50P2BLF	RUS	\$8,182	\$7,609	94.5	5700	12	28-7/32	1-1/4	1/4	675	
	1800	230/460	326TP	HO50P2BLG	RUS	\$8,182	\$7,609	94.5	5700	16.5	28-7/32	1-1/4	1/4	675	
	1800	460	326TP	HO50P2SLG	RUS	\$8,182	\$7,609	94.5	5700	16.5	28-7/32	1-1/4	1/4	675	PWS
60	1200	230/460	365TP	HO50P3BLGX	RUS	\$15,609	\$14,271	94.1	11725	16.5	31-5/32	1-1/4	3/8	800	
	3600	460	326TP	HO60P1SLG	RUS	\$9,841	\$9,203	93.6	4600	16.5	28-7/32	1-1/4	1/4	675	PWS
	1800	230/460	364TP	HO60P2BLG	RUS	\$9,528	\$8,861	95.0	5700	16.5	31-5/32	1-1/4	1/4	730	
	1800	460	364TP	HO60P2SLG	RUS	\$9,528	\$8,861	95.0	5700	16.5	31-5/32	1-1/4	1/4	730	PWS
	1200	460	404TP	HO60P3SLGX	RUS	\$17,329	\$16,310	94.5	13650	16.5	36-15/16	1-1/2	3/8	1110	PWS
75	3600	460	364TP	HO75P1SLG	RUS	\$11,167	\$10,374	93.6	4500	16.5	31-5/32	1-1/4	1/4	730	PWS
	1800	230/460	365TP	HO75P2BLG	RUS	\$11,327	\$10,534	95.0	5700	16.5	31-5/32	1-1/4	1/4	800	
	1800	460	365TP	HO75P2SLG	RUS	\$11,327	\$10,534	95.0	5700	16.5	31-5/32	1-1/4	1/4	800	PWS
	1200	460	405TP	HO75P3SLGX	RUS	\$19,641	\$18,444	94.5	13650	16.5	36-15/16	1-1/2	3/8	1200	PWS
100	3600	460	365TP	HO100P1SLG	RUS	\$15,284	\$14,209	93.6	4500	16.5	31-5/32	1-1/4	3/8	800	PWS
	1800	230/460	404TP	HO100P2BLG	RUS	\$14,376	\$13,370	95.4	6700	16.5	36-15/16	1-1/2	3/8	1100	
	1800	460	404TP	HO100P2SLG	RUS	\$14,376	\$13,370	95.4	6700	16.5	36-15/16	1-1/2	3/8	1100	PWS
	1800	460	404TP	HO100P2SLGX	RUS	\$14,858	\$13,818	95.4	11725	16.5	36-15/16	1-1/2	3/8	1100	PWS
125	1800	460	405TP	HO125P2SLG	RUS	\$17,769	\$16,330	95.4	6700	16.5	36-15/16	1-1/2	3/8	1200	PWS
	1800	460	405TP	HO125P2SLGX	RUS	\$18,387	\$16,959	95.4	11725	16.5	36-15/16	1-1/2	3/8	1200	PWS
150	1800	460	H444TP	HO150P2SLG	RUS	\$22,955	\$21,655	95.8	9800	16.5	44-25/32	1-11/16	3/8	1500	PWS
	1800	460	H444TP	HO150P2SLGX	RUS	\$23,466	\$22,166	95.8	17150	16.5	44-25/32	1-11/16	3/8	1500	PWS
	1800	460	H444TPA	HO150P2SLH	RUS	\$22,955	\$21,655	95.8	9800	20	44-25/32	1-11/16	3/8	1500	PWS
200	1800	460	H445TP	HO200P2SLG	RUS	\$28,995	\$26,935	95.8	9800	16.5	44-25/32	1-11/16	3/8	1600	PWS
	1800	460	H445TPA	HO200P2SLHX	RUS	\$29,974	\$27,933	95.8	17150	20	44-25/32	1-11/16	3/8	1600	PWS
250	1800	460	H445TPA	HO250P2SLHX	RUS	\$37,811	\$36,127	95.8	17150	20	44-25/32	1-11/16	3/8	1600	PWS
300	1800	460	447TPA	HO300P2SLHX	RUS	\$43,899	\$42,351	95.8	17150	20	49-25/32	1-11/16	3/8	2100	PWS
350	1800	460	447TPA	HO350P2SLHX	RUS	\$49,277	\$47,771	95.8	17150	20	49-25/32	1-11/16	3/8	2100	PWS
400	1800	460	449TPH	HO400P2SLHX	RUS	\$55,213	\$53,725	95.8	28500	20	49-13/16	1-15/16	1/2	2825	52,53,PWS
450	1800	460	449TPH	HO450P2SLHX	RUS	\$58,702	\$57,235	96.2	28500	20	49-13/16	1-15/16	1/2	2865	52,53,PWS
500	1800	460	449TPH	HO500P2SFLHX	RUS	\$62,906	\$61,439	96.2	28500	20	49-13/16	2-3/16	1/2	3015	52,53,PWS
	1800	460	5008PH	HO500P2SLHX	RUE	\$69,896	\$68,735	96.2	28500	20	57-1/16	2-3/16	1/2	4200	52,53,PWS
600	1800	460	5008P	HO600P2SFLJX	RUE	\$93,512	\$91,958	96.2	28500	24-1/2	57-1/16	2-3/16	1/2	4210	52,53,PWS
600	1800	460	5008P	HO600S2SLJX	RU	\$84,730	\$83,322	95.8	28500	24-1/2	57-1/16	2-3/16	1/2	4210	52,53,PWS,NINP,LA

Note 52 Requires minimal external thrust equal to 30% down thrust value shown

Note 53 Synthetic Oil required

Note LA Limited Availability

Note NNP Non-NEMA® Premium Rating

Note PWS Part Winding Start



# Vertical HOLLOWSHAFT® High Thrust Motors - "P" Base, Three Phase Weather Protected Type I (WPI) Premium Efficient & Inverter Duty



## APPLICATIONS:

For use on turbine, mix flow and propeller pumps.

## FEATURES:

- Class F Insulation, Class B Rise at Full Load (Sine Wave Power)
- 1.15 Service Factor (Sine Wave Power)
- Maximum 40°C Ambient, 3,300 Feet Altitude
- 230/460 Volt Motors Suitable for 230 Volt Part Winding Start
- 30 HP & Below Can Be Rerated for 208/415 Volt, 50 Hertz Operation at 1.0 Service Factor (230/460 Volt Ratings Only)
- Premium Efficient Design
- Special Balance
- 115 Volt Space Heater (through 250 HP)
- Normally Closed Thermostats (1 per Phase)
- Corrosion Resistant Mill & Chemical Duty Paint
- Inverter Duty per NEMA® MG-1 Part 31 at 1.0 Service Factor
- Shaft Grounding Ring
- Upper Insulated Bearing 400 Frame & Up
- NRR = Non-Reverse Ratchet, SRC = Self-Release Coupling
- A member of the ACCU-SERIES® family of variable speed products
- **Discount Symbol: DS-7VS**

HP	RPM	Voltage	Frame	Catalog Number	Type	List w/NRR	List w/SRC	NEMA Nom. Eff.	Down Thrust (lbs.)	Base Dia (in.)	Cplg Height (in.)	Cplg BX (in.)	Cplg Key Size	Ship Wt. (lbs.)	Notes
15	1800	230/460	254TP	HO15V2BLE	AUSI	\$5,226	\$4,897	93.0	3300	10	23-3/8	1	1/4	265	51,97,D
	1800	575	254TP	HO15V2GLE	AUSI	\$5,226	\$4,897	93.0	3300	10	23-3/8	1	1/4	265	51,97,D
20	1800	230/460	256TPH	HO20V2BLF	AUSI	\$5,728	\$5,352	93.0	3300	12	24-3/4	1	1/4	300	51,97,D
	1800	230/460	256TPA	HO20V2BLG	AUSI	\$5,728	\$5,352	93.0	3300	16.5	24-3/4	1	1/4	300	51,97,D
	1800	575	256TP	HO20V2GLE	AUSI	\$5,728	\$5,352	93.0	3300	10	24-3/4	1	1/4	300	51,97,D
25	1800	230/460	284TPA	HO25V2BLF	AUSI	\$6,456	\$6,038	93.6	3300	12	24-3/4	1	1/4	305	51,97,D
	1800	230/460	284TPH	HO25V2BLG	AUSI	\$6,456	\$6,038	93.6	3300	16.5	24-3/4	1	1/4	305	51,97,D
	1800	575	284TP	HO25V2GLE	AUSI	\$6,456	\$6,038	93.6	3300	10	24-3/4	1	1/4	305	51,97,D
30	1800	230/460	286TPA	HO30V2BLF	AUSI	\$7,024	\$6,559	94.1	3300	12	24-3/4	1	1/4	325	51,97,D
	1800	230/460	286TPH	HO30V2BLG	AUSI	\$7,024	\$6,559	94.1	3300	16.5	24-3/4	1	1/4	325	51,97,D
	1800	575	286TP	HO30V2GLE	AUSI	\$7,024	\$6,559	94.1	3300	10	24-3/4	1	1/4	325	51,97,D
40	1800	230/460	324TPH	HO40V2BLF	RUSI	\$7,779	\$7,296	94.5	5700	12	28-7/32	1-1/4	1/4	635	51,97,D
	1800	230/460	324TP	HO40V2BLG	RUSI	\$7,779	\$7,296	94.5	5700	16.5	28-7/32	1-1/4	1/4	635	51,97,D
	1800	575	324TP	HO40V2GLG	RUSI	\$7,779	\$7,296	94.5	5700	16.5	28-7/32	1-1/4	1/4	635	51,97,D
50	1800	230/460	326TP	HO50V2BLG	RUSI	\$8,894	\$8,317	94.5	5700	16.5	28-7/32	1-1/4	1/4	675	51,97,D
	1800	575	326TP	HO50V2GLG	RUSI	\$8,894	\$8,317	94.5	5700	16.5	28-7/32	1-1/4	1/4	675	51,97,D
60	1800	460	364TP	HO60V2SLG	RUSI	\$10,528	\$9,866	95.0	5700	16.5	31-5/32	1-1/4	1/4	730	51,97,D,PWS
	1800	575	364TP	HO60V2GLG	RUSI	\$10,528	\$9,866	95.0	5700	16.5	31-5/32	1-1/4	1/4	730	51,97,D
75	1800	460	365TP	HO75V2SLG	RUSI	\$12,312	\$11,505	95.0	5700	16.5	31-5/32	1-1/4	1/4	800	51,97,D,PWS
	1800	575	365TP	HO75V2GLG	RUSI	\$12,312	\$11,505	95.0	5700	16.5	31-5/32	1-1/4	1/4	800	51,97,D
100	1800	460	404TP	HO100V2SLG	RUSI	\$15,885	\$14,866	95.4	6700	16.5	36-15/16	1-1/2	3/8	1110	51,97,E,PWS
	1800	460	404TP	HO100V2SLGX	RUSI	\$16,418	\$15,399	95.4	11725	16.5	36-15/16	1-1/2	3/8	1110	51,97,E,PWS
	1800	575	404TP	HO100V2GLG	RUSI	\$15,885	\$14,866	95.4	6700	16.5	36-15/16	1-1/2	3/8	1100	51,97,E
125	1800	460	405TP	HO125V2SLG	RUSI	\$18,509	\$17,275	95.4	6700	16.5	36-15/16	1-1/2	3/8	1200	51,97,E,PWS
	1800	460	405TP	HO125V2SLGX	RUSI	\$19,153	\$17,919	95.4	11725	16.5	36-15/16	1-1/2	3/8	1200	51,97,E,PWS
	1800	575	405TP	HO125V2GLG	RUSI	\$18,509	\$17,275	95.4	6700	16.5	36-15/16	1-1/2	3/8	1200	51,97,E
150	1800	460	H444TP	HO150V2SLG	RUSI	\$24,562	\$23,262	95.8	9800	16.5	44-25/32	1-11/16	3/8	1500	51,97,E,PWS
	1800	460	H444TP	HO150V2SLGX	RUSI	\$25,109	\$23,809	95.8	17150	16.5	44-25/32	1-11/16	3/8	1500	51,97,E,PWS
	1800	575	H444TP	HO150V2GLG	RUSI	\$24,562	\$23,262	95.8	9800	16.5	44-25/32	1-11/16	3/8	1500	51,97,E
200	1800	460	H445TPA	HO200V2SLH	RUSI	\$31,516	\$29,746	95.8	9800	20	44-25/32	1-11/16	3/8	1600	51,97,E,PWS
	1800	460	H445TPA	HO200V2SLHX	RUSI	\$32,580	\$30,810	95.8	17150	20	44-25/32	1-11/16	3/8	1600	51,97,E,PWS
	1800	575	H445TP	HO200V2GLG	RUSI	\$31,516	\$29,746	95.8	9800	16.5	44-25/32	1-11/16	3/8	1600	51,97,E
250	1800	460	H445TPA	HO250V2SLH	RUSI	\$39,399	\$38,066	95.8	9800	20	44-25/32	1-11/16	3/8	1600	51,97,E,PWS
	1800	460	H445TPA	HO250V2SLHX	RUSI	\$40,657	\$39,324	95.8	17150	20	44-25/32	1-11/16	3/8	1600	51,97,E,PWS
	1800	575	H445TP	HO250V2GLG	RUSI	\$39,399	\$38,066	95.8	9800	16.5	44-25/32	1-11/16	3/8	1600	51,97,E
300	1800	460	447TPA	HO300V2SLH	RUSI	\$45,704	\$44,458	95.8	9800	20	49-25/32	1-11/16	3/8	2200	51,97,E,PWS
	1800	460	447TPA	HO300V2SLHX	RUSI	\$47,203	\$45,957	95.8	17150	20	49-25/32	1-11/16	3/8	2200	51,97,E,PWS
	1800	575	447TP	HO300V2GLG	RUSI	\$45,704	\$44,458	95.8	9800	16.5	49-25/32	1-11/16	3/8	2200	51,97,E

## Vertical HOLLOSHAFT® High Thrust Motors - "P" Base, Three Phase Weather Protected Type I (WPI) Premium Efficient & Inverter Duty

(continued)

HP	RPM	Voltage	Frame	Catalog Number	Type	List w/NRR	List w/SRC	NEMA Nom. Eff.	Down Thrust (lbs.)	Base Dia (in.)	Cplg Height (in.)	Cplg BX (in.)	Cplg Key Size	Ship Wt. (lbs.)	Notes
350	1800	460	447TPA	HO350V2SLH	RUSI	\$50,683	\$49,437	95.8	9800	20	49-25/32	1-11/16	3/8	2200	51,97,E,PWS
	1800	460	447TPA	HO350V2SLHX	RUSI	\$52,422	\$51,176	95.8	17150	20	49-25/32	1-11/16	3/8	2200	51,97,E,PWS
	1800	575	447TP	HO350V2GLG	RUSI	\$50,683	\$49,437	95.8	9800	16.5	49-25/32	1-11/16	3/8	2200	51,97,E
400	1800	460	449TPH	HO400V2SLH	RUSI	\$57,514	\$56,268	96.2	9500	20	49-13/16	1-15/16	1/2	2800	51,97,E,PWS
	1800	460	449TPH	HO400V2SLHX	RUSI	\$61,734	\$60,488	96.2	28500	20	49-13/16	1-15/16	1/2	2800	V10,PWS
	1800	575	449TP	HO400V2GLJ	RUSI	\$57,514	\$56,268	95.8	9500	24.5	49-13/16	1-15/16	1/2	2800	51,97,E
450	1800	460	449TPH	HO450V2SLH	RUSI	\$61,148	\$59,871	96.2	9500	20	49-13/16	1-15/16	1/2	2800	51,97,E,PWS
	1800	460	449TPH	HO450V2SLHX	RUSI	\$65,638	\$64,361	96.2	28500	20	49-13/16	1-15/16	1/2	2800	V10,PWS
500	1800	460	449TPH	HO500V2SFLH	RUSI	\$66,218	\$64,941	96.2	9500	20	49-13/16	2-3/16	1/2	3015	52,53,PWS
	1800	460	449TPH	HO500V2SFLHX	RUSI	\$71,060	\$69,783	96.2	28500	20	49-13/16	2-3/16	1/2	3015	52,53,PWS
	1800	460	5008PH	HO500V2SLH	RUEI	\$73,575	\$71,736	96.2	9500	20	57-1/16	2-3/16	1/2	4200	51,97,E,PWS
	1800	460	5008PH	HO500V2SLHX	RUEI	\$78,955	\$77,116	96.2	28500	20	57-1/16	2-3/16	1/2	4200	V10,PWS
600	1800	460	5008P	HO600V2SFLJX	RUEI	\$99,481	\$97,530	96.2	28500	24.5	57-1/16	2-3/16	1/2	4200	V10,PWS

Note 51 Equipped with Winding Thermostat

Note 97 Inverter Duty with Inverter Grade Insulation

Note D Includes internal shaft grounding ring

Note E Includes internal shaft grounding ring and upper insulated bearing

Note PWS Part Winding Start

Note V10 Equipped with Winding thermostat, Requires minimal external thrust equal to 30% down thrust for values showed, Synthetic Oil required, Inverter Duty with Inverter Grade insulation, and Includes internal shaft grounding ring and upper insulated bearing

## Vertical HOLLOWSHAFT® High Thrust Motors - "P" Base, Three Phase Weather Protected Type I (WPI) International Duty

### APPLICATIONS:

For use on Turbine, Mix Flow and Propeller Pumps

### FEATURES:

- Class F Insulation, Class B Rise at Full Load
- 1.15 Service Factor
- Maximum 50°C Ambient, 3,300 Feet Altitude
- Premium Efficient (IE3) Design
- NEMA® Design B
- Corrosion Resistant Mill & Chemical Duty Paint
- Drive End Shaft Slinger
- 230 Volt Space Heater
- Stainless Steel Nameplate
- NRR = Non-Reverse Ratchet, SRC = Self-Release Coupling
- Refer to Page viii for Guidelines & Compatibility with VFD's
- **Discount Symbol: DS-7VS**

### 60 Hz, 220/380-440 Volt, 12 Lead Wye-Delta

HP	RPM	Voltage	Frame	Catalog Number	Type	List w/NRR	List w/SRC	NEMA Nom. Eff.	Down Thrust (lbs.)	Base Dia. (in.)	Cplg Height (in.)	Cplg BX (in.)	Cplg Key Size	Ship Wt. (lbs.)	Notes
50	1800	220/380-440	326TP	HO50P2RLG	RUS	\$9,000	\$8,423	94.5	5700	16.5	28-7/32	1-3/16	1/4	675	53,FP
60	1800	220/380-440	364TP	HO60P2RLG	RUS	\$10,480	\$9,818	95.0	5700	16.5	31-5/32	1-3/16	1/4	730	53,FP
75	1800	220/380-440	365TP	HO75P2RLG	RUS	\$12,460	\$11,652	95.4	5700	16.5	31-5/32	1-3/16	1/4	730	14,53
	1800	220/380-440	404TP	HO75P2RGLG	RUS	\$14,952	\$13,982	95.4	5700	16.5	36-15/16	1-3/16	1/4	1110	53,FP
100	1800	220/380-440	404TP	HO100P2RLG	RUS	\$15,814	\$14,795	95.4	6700	16.5	36-15/16	1-3/16	1/4	1110	53,FP
125	1800	220/380-440	405TP	HO125P2RLG	RUS	\$19,546	\$18,311	95.4	6700	16.5	36-15/16	1-1/2	3/8	1200	53,FP
150	1800	220/380-440	H444TP	HO150P2RLG	RUS	\$25,251	\$23,951	95.8	9800	16.5	44-25/32	1-1/2	3/8	1500	53,FP
200	1800	220/380-440	H445TP	HO200P2RLG	RUS	\$31,851	\$30,504	96.2	9800	16.5	44-25/32	1-1/2	3/8	1600	53,FP
250	1800	220/380-440	H445TPA	HO250P2RLH	RUS	\$41,592	\$40,245	96.2	9800	20	44-25/32	1-11/16	3/8	1600	53,FP
300	1800	220/380-440	447TPA	HO300P2RLHX	RUS	\$48,289	\$46,730	96.2	17150	20	49-25/32	1-11/16	3/8	2100	53,FP
350	1800	220/380-440	447TPA	HO350P2RLHX	RUS	\$54,205	\$52,646	96.2	17150	20	49-25/32	1-11/16	3/8	2100	53,FP

### 50 Hz, 380-415 Volt, 6 Lead Wye-Delta

HP	RPM	Voltage	Frame	Catalog Number	Type	List w/NRR	List w/SRC	NEMA Nom. Eff.	Down Thrust (lbs.)	Base Dia. (in.)	Cplg Height (in.)	Cplg BX (in.)	Cplg Key Size	Ship Wt. (lbs.)	Notes
50	1500	380-415	326TP	HO50P2TLG	RUS	\$9,770	\$9,193	93.9	5700	16.5	28-7/32	1-3/16	1/4	675	53,FP
60	1500	380-415	364TP	HO60P2TLG	RUS	\$11,393	\$10,731	94.3	5700	16.5	31-5/32	1-3/16	1/4	730	53,FP
75	1500	380-415	404TP	HO75P2TLG	RUS	\$14,916	\$13,897	94.8	6700	16.5	36-15/16	1-3/16	1/4	1110	53,FP
100	1500	380-415	404TP	HO100P2TLG	RUS	\$17,152	\$16,133	95.0	6700	16.5	36-15/16	1-3/16	1/4	1110	53,FP
125	1500	380-415	H444TP	HO125P2TLG	RUS	\$23,817	\$22,517	95.4	9800	16.5	44-25/32	1-1/2	3/8	1500	53,FP
150	1500	380-415	H444TP	HO150P2TLG	RUS	\$27,416	\$26,116	95.5	9800	16.5	44-25/32	1-1/2	3/8	1500	53,FP
200	1500	380-415	H445TP	HO200P2TLG	RUS	\$34,528	\$33,181	95.8	9800	16.5	44-25/32	1-1/2	3/8	1600	53,FP
250	1500	380-415	447TPA	HO250P2TLH	RUS	\$51,127	\$49,568	96.0	9800	20	49-25/32	1-11/16	3/8	2100	53,FP
300	1500	380-415	449TPH	HO300P2TLH	RUS	\$57,286	\$55,716	96.0	9500	20	49-13/16	1-11/16	3/8	2800	53,FP
350	1500	380-415	449TPH	HO350P2TLH	RUS	\$60,906	\$59,336	96.0	9500	20	49-13/16	1-11/16	3/8	2800	53,FP

NOTE: Alternative Coupling Sizes per Frame Size are listed on pages 275-277.

Most stock VHS Motors include a Non-Reverse Ratchet (NRR), as indicated by their Catalog Number. To order a motor with a Self-Release Coupling (SRC), add an "N" as the last character in the Catalog Number. Example: HO50S2BLG includes NRR; HO50S2BLGN is SRC.

Note 14 NEMA Design A

Note 53 Synthetic Oil required

Note FP UL® Listed Firepump label available with adder. Refer to page 312.

# Vertical HOLLOWSHAFT® High Thrust Motors - "P" Base, Three Phase Totally Enclosed Fan Cooled (TEFC) Premium Efficient, SINEWAVE OPTIMIZED®



## APPLICATIONS:

For use on turbine, mix flow and propeller pumps.

## FEATURES:

- Class F Insulation, Class B Rise at Full Load
- 1.15 Service Factor
- Maximum 40°C Ambient, 3,300 Feet Altitude
- 230/460 Volt Motors Suitable for 230V PWS on 250-320 Frame
- 30 HP & Below Can Be Rerated for 208/415 Volt, 50 Hertz Operation at 1.0 Service Factor
- Premium Efficient Design
- Special Balance
- 115 Volt Space Heater
- Corrosion Resistant Mill & Chemical Duty Paint
- NRR = Non-Reverse Ratchet, SRC = Self-Release Coupling
- Refer to Page viii for Guidelines & Compatibility with VFD's
- **Discount Symbol: DS-7VS**

HP	RPM	Voltage	Frame	Catalog Number	Type	List w/ NRR	List w/ SRC	NEMA Nom. Eff.	Down Thrust (lbs)	Base Dia. (in)	Cplg. Height (in)	Cplg. BX (in)	Cplg. Key Size	Ship Wt. (lbs)	Notes
5	3600	230/460	184TP	HT5P1BLE	TUS	\$3,666	\$3,333	88.5	2200	10	17-9/16	1	1/4	170	
	1800	230/460	184TP	HT5P2BLE	TUS	\$3,443	\$3,110	90.2	2500	10	17-9/16	1	1/4	170	
7 1/2	3600	230/460	H213TP	HT7P1BLE	TUS	\$3,807	\$3,464	89.5	2200	10	18-13/16	1	1/4	210	
	1800	230/460	H213TP	HT7P2BLE	TUS	\$3,731	\$3,388	91.7	2500	10	18-13/16	1	1/4	210	
10	3600	230/460	H215TP	HT10P1BLE	TUS	\$4,137	\$3,785	90.2	2200	10	18-13/16	1	1/4	220	
	1800	230/460	H215TP	HT10P2BLE	TUS	\$4,052	\$3,700	91.7	2500	10	18-13/16	1	1/4	220	
15	3600	230/460	H215TP	HT15P1BLE	TUS	\$4,650	\$4,237	91.0	2200	10	18-13/16	1	1/4	220	
	1800	230/460	254TP	HT15P2BLE	TUS	\$5,650	\$5,227	92.4	3300	10	22-15/16	1	1/4	265	
20	1800	230/460	256TP	HT20P2BLE	TUS	\$6,290	\$5,802	93.0	3300	10	22-15/16	1	1/4	300	
25	1800	230/460	284TPA	HT25P2BLF	TUS	\$7,096	\$6,551	93.6	3300	12	26-9/16	1	1/4	320	
30	1800	230/460	286TPA	HT30P2BLF	TUS	\$7,819	\$7,209	93.6	3300	12	26-9/16	1	1/4	330	
40	1800	230/460	324TP	HT40P2BLG	TUS	\$9,902	\$9,221	94.5	4500	16-1/2	28-1/2	1-1/4	1/4	665	
50	1800	230/460	326TP	HT50P2BLG	TUS	\$11,426	\$10,618	94.5	4500	16-1/2	28-1/2	1-1/4	1/4	690	
60	1800	460	364TP	HT60P2CLG	TUS	\$14,172	\$13,172	95.0	5600	16-1/2	30	1-1/4	1/4	900	
75	1800	460	365TP	HT75P2CLG	TUS	\$16,778	\$15,567	95.0	5600	16-1/2	30	1-1/4	1/4	925	
100	1800	460	405TP	HT100P2CLG	TUS	\$22,580	\$20,946	95.4	7000	16-1/2	39-15/16	1-1/2	3/8	1500	
125	1800	460	444TP	HT125P2CLG	TUS	\$31,411	\$29,542	95.4	9300	16-1/2	42-1/2	1-1/2	3/8	1800	
150	1800	460	447TP	HT150P2CLG	TUS	\$37,074	\$34,792	95.8	9300	16-1/2	46	1-1/2	3/8	2300	
200	1800	460	447TP	HT200P2CLG	TUS	\$49,499	\$46,311	96.2	9300	16-1/2	46	1-11/16	3/8	2300	
250	1800	460	449TP	HT250P2CLJX	JUE	\$58,355	\$57,003	96.2	15400	24-1/2	56-7/8	1-11/16	3/8	3600	
300	1800	460	449TP	HT300P2CLJX	JUE	\$64,200	\$62,688	96.2	15400	24-1/2	56-7/8	1-11/16	3/8	3800	

# Vertical HOLLOWSHAFT® High Thrust Motors - "P" Base, Three Phase Totally Enclosed Fan Cooled (TEFC) CORRO-DUTY®, Premium Efficient, Inverter Duty



## APPLICATIONS:

For use on turbine, mix flow and propeller pumps.

## FEATURES:

- Class H Insulation, Class B Rise at Full Load
- 1.15 Service Factor
- Maximum 40°C Ambient, 3,300 Feet Altitude
- 230/460 Volt Motors Suitable for 230V PWS on 250-320 Frame
- Premium Efficient Design
- Special Balance
- 115 Volt Space Heater
- Normally Closed Thermostats (1 per Phase)

- CORRO-DUTY® - All Cast Iron Construction
- Inverter Duty per NEMA® MG-1 Part 31 at 1.0 Service Factor
- Shaft Grounding Ring
- Upper Insulated Bearing 400 Frame & Up
- NRR = Non-Reverse Ratchet, SRC = Self-Release Coupling
- A member of the ACCU-SERIES® family of variable speed products
- **Discount Symbol: DS-7VS**

HP	RPM	Voltage	Frame	Catalog Number	Type	List w/ NRR	List w/ SRC	NEMA Nom. Eff.	Down Thrust (lbs)	Base Dia. (in)	Cplg. Height (in)	Cplg. BX (in)	Cplg. Key Size	Ship Wt. (lbs)	Notes
5	3600	230/460	184TP	CHT5V1BLE	TUCI	\$3,893	\$3,560	88.5	2200	10	17-1/2	1	1/4	180	51,97,D
	3600	575	184TP	CHT5V1GLE	TUCI	\$3,893	\$3,560	88.5	2200	10	17-1/2	1	1/4	180	51,97,D
	1800	230/460	184TP	CHT5V2BLE	TUCI	\$3,654	\$3,321	89.5	2500	10	17-1/2	1	1/4	180	51,97,D
	1800	575	184TP	CHT5V2GLE	TUCI	\$3,654	\$3,321	89.5	2500	10	17-1/2	1	1/4	180	51,97,D
7 1/2	3600	230/460	213TP	CHT7V1BLE	TUCI	\$4,044	\$3,701	89.5	2200	10	17-1/2	1	1/4	220	51,97,D
	3600	575	213TP	CHT7V1GLE	TUCI	\$4,044	\$3,701	89.5	2200	10	17-1/2	1	1/4	220	51,97,D
	1800	230/460	213TP	CHT7V2BLE	TUCI	\$3,962	\$3,619	91.7	2500	10	17-1/2	1	1/4	220	51,97,D
	1800	575	213TP	CHT7V2GLE	TUCI	\$3,962	\$3,619	91.7	2500	10	17-1/2	1	1/4	220	51,97,D
10	3600	230/460	215TP	CHT10V1BLE	TUCI	\$4,398	\$4,046	90.2	2200	10	17-1/2	1	1/4	230	51,97,D
	3600	575	215TP	CHT10V1GLE	TUCI	\$4,398	\$4,046	90.2	2200	10	17-1/2	1	1/4	230	51,97,D
	1800	230/460	215TP	CHT10V2BLE	TUCI	\$4,307	\$3,955	91.7	2500	10	17-1/2	1	1/4	230	51,97,D
	1800	575	215TP	CHT10V2GLE	TUCI	\$4,307	\$3,955	91.7	2500	10	17-1/2	1	1/4	230	51,97,D
15	3600	230/460	254TP	CHT15V1BLE	TUCI	\$4,945	\$4,532	91.0	3300	10	22-15/16	1	1/4	395	51,97,D
	3600	575	254TP	CHT15V1GLE	TUCI	\$4,945	\$4,532	91.0	3300	10	22-15/16	1	1/4	395	51,97,D
	1800	230/460	254TP	CHT15V2BLE	TUCI	\$6,019	\$5,596	92.4	3300	10	22-15/16	1	1/4	395	51,97,D
	1800	575	254TP	CHT15V2GLE	TUCI	\$6,019	\$5,596	92.4	3300	10	22-15/16	1	1/4	395	51,97,D
20	1800	230/460	256TP	CHT20V2BLE	TUCI	\$6,703	\$6,215	93.0	3300	10	22-15/16	1	1/4	405	51,97,D
	1800	575	256TP	CHT20V2GLE	TUCI	\$6,703	\$6,215	93.0	3300	10	22-15/16	1	1/4	405	51,97,D
25	1800	230/460	284TPA	CHT25V2BLF	TUCI	\$7,565	\$7,020	93.6	3300	12	26-9/16	1	1/4	500	51,97,D
	1800	575	284TPA	CHT25V2GLF	TUCI	\$7,565	\$7,020	93.6	3300	12	26-9/16	1	1/4	500	51,97,D
30	1800	230/460	286TPA	CHT30V2BLF	TUCI	\$8,337	\$7,727	93.6	3300	12	26-9/16	1	1/4	520	51,97,D
	1800	575	286TPA	CHT30V2GLF	TUCI	\$8,337	\$7,727	93.6	3300	12	26-9/16	1	1/4	520	51,97,D
40	1800	230/460	324TP	CHT40V2BLG	TUCI	\$10,564	\$9,883	94.5	4500	16-1/2	28-1/2	1-1/2	3/8	740	51,97,D
	1800	575	324TP	CHT40V2GLG	TUCI	\$10,564	\$9,883	94.1	4500	16-1/2	28-1/2	1-1/2	3/8	740	51,97,D
50	1800	230/460	326TP	CHT50V2BLG	TUCI	\$12,194	\$11,386	94.5	4500	16-1/2	28-1/2	1-1/2	3/8	750	51,97,D
	1800	575	326TP	CHT50V2GLG	TUCI	\$12,194	\$11,386	94.5	4500	16-1/2	28-1/2	1-1/2	3/8	750	51,97,D
60	1800	460	364TP	CHT60V2CLG	TUCI	\$15,131	\$14,131	95.0	5600	16-1/2	30	1-1/4	1/4	925	51,97,D
	1800	575	364TP	CHT60V2GLG	TUCI	\$15,131	\$14,131	95.0	5600	16-1/2	30	1-1/4	1/4	925	51,97,D
75	1800	460	365TP	CHT75V2CLG	TUCI	\$17,917	\$16,706	95.4	5600	16-1/2	30	1-1/4	1/4	940	51,97,D
	1800	575	365TP	CHT75V2GLG	TUCI	\$17,917	\$16,706	95.4	5600	16-1/2	30	1-1/4	1/4	940	51,97,D
100	1800	460	405TP	CHT100V2CLG	TUCI	\$24,122	\$22,488	95.4	7000	16-1/2	39-15/16	1-1/2	3/8	1600	51,97,E
	1800	575	405TP	CHT100V2GLG	TUCI	\$24,122	\$22,488	95.4	7000	16-1/2	39-15/16	1-1/2	3/8	1600	51,97,E
125	1800	460	444TP	CHT125V2CLG	TUCI	\$33,598	\$31,729	95.4	9300	16-1/2	42-1/2	1-1/2	3/8	1900	51,97,E
	1800	575	444TP	CHT125V2GLG	TUCI	\$33,598	\$31,729	95.4	9300	16-1/2	42-1/2	1-1/2	3/8	1900	51,97,E
150	1800	460	447TP	CHT150V2CLG	TUCI	\$39,655	\$37,373	95.8	9300	16-1/2	46	1-1/2	3/8	2300	51,97,E
	1800	575	447TP	CHT150V2GLG	TUCI	\$39,655	\$37,373	95.8	9300	16-1/2	46	1-1/2	3/8	2300	51,97,E
200	1800	460	447TP	CHT200V2CLG	TUCI	\$52,944	\$49,756	96.2	9300	16-1/2	46	1-11/16	3/8	2300	51,97,E
	1800	575	447TP	CHT200V2GLG	TUCI	\$52,944	\$49,756	96.2	9300	16-1/2	46	1-11/16	3/8	2300	51,97,E
250	1800	460	449TP	CHT250V2CLJX	JUCEI	\$61,776	\$60,424	96.2	15400	24-1/2	56-7/8	1-11/16	3/8	3800	51,97,E
	1800	575	449TP	CHT250V2GLJX	JUCEI	\$61,776	\$60,424	96.2	15400	24-1/2	56-7/8	1-11/16	3/8	3800	51,97,E
300	1800	460	449TP	CHT300V2CLJX	JUCEI	\$67,994	\$66,482	96.2	15400	24-1/2	56-7/8	1-15/16	1/2	3900	51,97,E
	1800	575	449TP	CHT300V2GLJX	JUCEI	\$67,994	\$66,482	96.2	15400	24-1/2	56-7/8	1-15/16	1/2	3900	51,97,E

Note 51 Equipped with Winding Thermostat

Note 97 Inverter Duty with Inverter Grade Insulation

Note D Includes internal shaft grounding ring

Note E Includes internal shaft grounding ring and upper insulated bearing



## Vertical Solid Shaft Normal Thrust - "P" Base Three Phase, WPI, Premium Efficient

### APPLICATIONS:


For use on vertical end suction, short couple pumps, centrifugal and non-clog pumps.

### FEATURES:

- 30HP & Below can be Rerated for 208/415 Volt, 50 Hertz Operation at 1.0 Service Factor
- Class F Insulation, Class B Rise at Full Load
- 40°C Ambient, NEMA® Design B Performance
- 230/460 Volt Motors Suitable for 230 Volt Part Winding Start
- Refer to Page vii for Suitability of IHP Motors on Variable Frequency Drives
- 1.15 Service Factor (Sine Wave), 40°C Ambient
- Corrosion Resistant Mill & Chemical Duty Paint
- **Discount Symbol: DS-7NS**

HP	RPM	Voltage	Frame	Catalog Number	Type	List	NEMA Nom. Eff.	Down Thrust (lbs)	Base Dia. (in)	Ship Wt. (lbs)	Notes
3	1800	230/460	182VP	NO3P2BE	AVS	\$1,716	89.5	390	10	150	
5	1800	230/460	184VP	NO5P2BE	AVS	\$2,638	89.5	490	10	170	
7 1/2	1800	230/460	213VP	NO7P2BE	AVS	\$3,070	91.0	560	10	210	
10	1800	230/460	215VP	NO10P2BE	AVS	\$3,448	91.7	640	10	220	
15	1800	230/460	254VP	NO15P2BE	AVS	\$3,966	93.0	640	10	265	
20	1800	230/460	256VP	NO20P2BE	AVS	\$4,526	93.0	640	10	300	
25	1800	230/460	284VPZ	NO25P2BE	AVS	\$4,851	93.6	640	10	305	
30	1800	230/460	286VPZ	NO30P2BE	AVS	\$5,455	94.1	640	10	325	
40	1800	230/460	324VP	NO40P2BG	RVS	\$5,793	94.1	640	16-1/2	635	
50	1800	230/460	326VP	NO50P2BG	RVS	\$6,873	94.5	640	16-1/2	675	
100	1800	230/460	404VPZ	NO100P2BG	RVS	\$11,700	95.4	720	16-1/2	1110	
125	1800	230/460	405VPZ	NO125P2BG	RVS	\$14,134	95.4	720	16-1/2	1200	

# General Purpose Three Phase, Totally Enclosed Fan Cooled (TEFC) CORRO-DUTY® NEMA® Premium Efficient, Vertical C-Face

TEFC

## APPLICATIONS:

For pulp & paper, mill & chemical and any other severe duty environments found in the process industries.

## FEATURES:

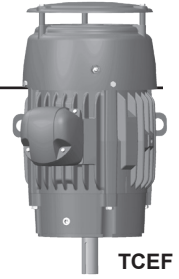
- Class F Insulation, Class B Rise At Full Load On 60 Hertz Sine Wave Power
- All Cast Iron Construction (Steel Frame On 140 Frame)
- Corrosion Resistant Mill & Chemical Duty Paint
- Stainless Steel Nameplate (with "CE" Mark)
- Shaft Slinger On Both Ends For IP54 Protection
- Regreasable Bearings 140 Frame & Up, Lifting Provisions 180 Frame & Up
- 40°C Ambient, NEMA® Design B Performance On 60 Hertz Sine Wave Power
- 50 Hz. rated at 190/380V (140-250 Frame) or 380V (280 Frame & Larger)
- 1.15 Service Factor @ 60 Hz.
- Special Balance (< 0.08 In/Sec Vibration)
- Open Bearings 180-447 (Double Shielded Bearings on 140 Frame)
- Steel Canopy Cap/Drip Cover (Cast Iron on 140 Frame)
- Cast Iron Inner Bearing Caps (180 Frame & Larger)
- Condensation Drain With Threaded Brass Breather Plug
- Oversized Cast Iron Conduit Box - 1 Size Larger Than NEMA® Standard
- Zinc Plated Hardware
- **Discount Symbol: DS-3CE**

HP	RPM	Voltage	Frame	Catalog Number	List	NEMA Nom. Eff.	Full Load Amps	Ship Wt. (lbs.)	Notes
1	3600	208-230/460	143TC	C1P1DCR	\$818	80.0	2.9-2.7/1.4	65	03
	1800	208-230/460	145TC	C1P2DCR	\$796	85.5	3.1-3/1.5	65	03
1 1/2	3600	208-230/460	143TC	C32P1DCR	\$891	84.0	4.2-3.9/2	65	03
	1800	208-230/460	145TC	C32P2DCR	\$866	86.5	4.5-4.3/2.1	65	03
2	3600	208-230/460	145TC	C2P1DCR	\$1,013	86.5	5.5-4.9/2.4	70	03
	1800	208-230/460	145TC	C2P2DCR	\$926	86.5	4-3.8/2	70	03
3	3600	208-230/460	182TC	C3P1DCR	\$1,122	87.5	8.4-7.8/3.9	100	03
	1800	208-230/460	182TC	C3P2DCR	\$1,021	89.5	8.4-7.8/3.9	100	03
5	3600	208-230/460	184TC	C5P1DCR	\$1,342	88.5	13.4-12.2/6.1	110	03
	1800	208-230/460	184TC	C5P2DCR	\$1,145	89.5	13.7-12.5/6.3	110	03
7 1/2	3600	208-230/460	213TC	C7P1DCR	\$1,665	91.0	19.9-17.8/8.9	160	03
	1800	208-230/460	213TC	C7P2DCR	\$1,536	91.7	20.1-18.6/9.3	160	03
10	3600	208-230/460	215TC	C10P1DCR	\$1,896	91.0	26.4-23.5/11.8	175	03
	1800	208-230/460	215TC	C10P2DCR	\$1,789	91.7	26.5-23.9/12	175	03
15	3600	208-230/460	254TC	C15P1DCR	\$2,617	91.0	40-35/17.5	300	03
	1800	208-230/460	254TC	C15P2DCR	\$2,396	92.4	40-37/18.4	300	03
20	3600	208-230/460	256TC	C20P1DCR	\$3,141	91.0	53-46/23.1	340	03
	1800	208-230/460	256TC	C20P2DCR	\$2,856	93.0	52-47-23.5	340	03
25	3600	460	284TSC	C25P1FSCR	\$3,913	91.7	29.4	380	03
	1800	460	284TC	C25P2FCR	\$3,510	93.6	29.6	380	03
	1800	460	284TSC	C25P2FSCR	\$3,510	93.6	29.6	380	03
30	3600	460	286TSC	C30P1FSCR	\$4,474	91.7	34	410	03
	1800	460	286TC	C30P2FCR	\$3,983	93.6	34	410	03
	1800	460	286TSC	C30P2FSCR	\$3,983	93.6	34	410	03
40	3600	460	324TSC	C40P1FSCR	\$5,824	92.4	46	600	03
	1800	460	324TC	C40P2FCR	\$5,234	94.1	46	600	03
	1800	460	324TSC	C40P2FSCR	\$5,234	94.1	46	600	03
50	3600	460	326TSC	C50P1FSCR	\$7,235	93.0	56	625	03
	1800	460	326TC	C50P2FCR	\$6,221	94.5	56	625	03
	1800	460	326TSC	C50P2FSCR	\$6,221	94.5	56	625	03
60	3600	460	364TSC	C60P1FSCR	\$9,632	93.6	68	750	03
	1800	460	364TC	C60P2FCR	\$8,912	95.0	69	750	03
	1800	460	364TSC	C60P2FSCR	\$8,912	95.0	69	750	03

Note 03 60/50 Hz rated with no derate on HP; 230/460 volt 60 Hz ratings operate on 190/380 volt 50 Hz, 460V 60 Hz ratings operate on 380V 50 Hz; Full 60 & 50 Hz data on Nameplate

# General Purpose Three Phase, Totally Enclosed Fan Cooled (TEFC) CORRO-DUTY® NEMA®† Premium Efficient, Vertical C-Face

**NEMA**  
Premium



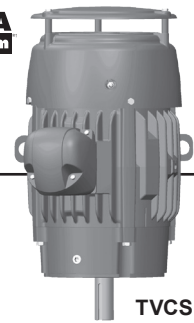
(continued)

HP	RPM	Voltage	Frame	Catalog Number	List	NEMA Nom. Eff.	Full Load Amps	Ship Wt. (lbs.)	Notes
75	3600	460	365TSC	C75P1FSCR	\$11,801	93.6	83	910	03
	1800	460	365TC	C75P2FCR	\$11,015	95.4	84	910	03
	1800	460	365TSC	C75P2FSCR	\$11,015	95.4	84	910	03
100	3600	460	405TSC	C100P1FSCR	\$16,042	94.1	112	1300	03
	1800	460	405TC	C100P2FCR	\$14,022	95.4	113	1300	03
	1800	460	405TSC	C100P2FSCR	\$14,022	95.4	113	1300	03
125	3600	460	444TSC	C125P1FSCR	\$19,461	95.0	144	1660	03,12
	1800	460	444TC	C125P2FCR	\$16,896	95.4	147	1660	03
	1800	460	444TSC	C125P2FSCR	\$16,896	95.4	147	1660	03
150	3600	460	445TSC	C150P1FSCR	\$23,468	95.0	176	1750	03,12
	1800	460	445TC	C150P2FCR	\$19,664	95.8	171	1750	03
	1800	460	445TSC	C150P2FSCR	\$19,664	95.8	171	1750	03
200	3600	460	447TSC	C200P1FSCR	\$29,321	95.4	220	2100	03,12
	1800	460	447TC	C200P2FCR	\$23,716	96.2	224	2100	03
	1800	460	447TSC	C200P2FSCR	\$23,716	96.2	224	2100	03

Note 03 60/50 Hz rated with no derate on HP; 230/460 volt 60 Hz ratings operate on 190/380 volt 50 Hz, 460V 60 Hz ratings operate on 380V 50 Hz; Full 60 & 50 Hz data on Nameplate

Note 12 Unidirectional Fan – CCW direction facing opposite drive end (FODE)

# Vertical Solid Shaft Normal Thrust - "P" Base Three Phase Totally Enclosed Fan Cooled (TEFC), CORRO-DUTY® NEMA®† Premium Efficient

## APPLICATIONS:

For pulp & paper, mill & chemical and any other severe duty environments found in the process industries.

## FEATURES:

- Class F Insulation, Class B Rise At Full Load On 60 Hertz Sine Wave Power
- All Cast Iron Construction (Steel Frame On 140 Frame)
- Corrosion Resistant Mill & Chemical Duty Paint
- Stainless Steel Nameplate (with "CE" Mark)
- Shaft Slinger On Both Ends For IP54 Protection
- Type HP Shaft And Shaft/Flange Tolerances per NEMA®† MG1-18.252
- Regreasable Bearings 140 Frame & Up, Lifting Provisions 180 Frame & Up
- 40°C Ambient, NEMA®† Design B Performance On 60 Hertz Sine Wave Power
- 50 Hz. rated at 190/380V (140-250 Frame) or 380V (280 Frame & Larger)
- 1.15 Service Factor @ 60 Hz.
- Special Balance (< 0.08 In/Sec Vibration)
- Upper Thrust Bearing Open Bearings 180-447 (Double Shielded Bearings on 140 Frame)
- Steel Canopy Cap/Drip Cover (Cast Iron on 140 Frame)
- Cast Iron Inner Bearing Caps (180 Frame & Larger)
- Condensation Drain With Threaded Brass Breather Plug
- Oversized Cast Iron Conduit Box - 1 Size Larger Than NEMA®† Standard
- Zinc Plated Hardware
- **Discount Symbol: DS-7CE**

HP	RPM	Voltage	Frame	Catalog Number	List	Down Thrust (lbs)	Base Dia. (In)	NEMA Nom. Eff.	Full Load Amps	Ship Wt. (lbs.)	Notes
3	3600	208-230/460	182HP	CNT3P1DE	\$1,459	300	10	87.5	8.4-7.8/3.9	165	03
	1800	208-230/460	182HP	CNT3P2DE	\$1,327	420	10	89.5	8.4-7.8/3.9	165	03
5	3600	208-230/460	184HP	CNT5P1DE	\$1,745	300	10	88.5	13.4-12.2/6.1	180	03
	1800	208-230/460	184HP	CNT5P2DE	\$1,489	420	10	89.5	13.7-12.5/6.3	180	03
7 1/2	3600	208-230/460	213HP	CNT7P1DE	\$2,165	460	10	91.0	19.9-17.8/8.9	220	03
	1800	208-230/460	213HP	CNT7P2DE	\$1,997	635	10	91.7	20.0-18.5/9.3	220	03
10	3600	208-230/460	215HP	CNT10P1DE	\$2,465	460	10	91.0	26.4-23.5/11.8	230	03
	1800	208-230/460	215HP	CNT10P2DE	\$2,326	635	10	91.7	26.5-23.9/12.0	230	03
15	3600	208-230/460	254HP	CNT15P1DE	\$3,140	800	10	91.0	40.0-35.0/17.5	395	03
	1800	208-230/460	254HP	CNT15P2DE	\$2,875	1110	10	92.4	40.0-37.0/18.4	395	03
20	3600	208-230/460	256HP	CNT20P1DE	\$3,770	800	10	91.0	53.0-46.0/23.1	405	03
	1800	208-230/460	256HP	CNT20P2DE	\$3,427	1110	10	93.0	52.0-47.0/23.5	405	03
25	3600	460	284HP	CNT25P1FE	\$4,696	940	10	91.7	29.4	500	03
	1800	460	284HP	CNT25P2FE	\$4,212	1295	10	93.6	29.1	500	03
30	3600	460	286HP	CNT30P1FE	\$5,369	940	10	91.7	34	520	03
	1800	460	286HP	CNT30P2FE	\$4,780	1295	10	93.6	34	520	03
40	3600	460	324HP	CNT40P1FG	\$6,698	1090	16-1/2	92.4	46	740	03
	1800	460	324HP	CNT40P2FG	\$6,020	1395	16-1/2	94.1	46	740	03
50	3600	460	326HP	CNT50P1FG	\$8,320	1090	16-1/2	93.0	56	750	03
	1800	460	326HP	CNT50P2FG	\$7,154	1395	16-1/2	94.5	56	750	03
60	3600	460	364HP	CNT60P1FG	\$11,077	1360	16-1/2	93.6	68	925	03
	1800	460	364HP	CNT60P2FG	\$10,294	1800	16-1/2	95.0	69	925	03
75	3600	460	365HP	CNT75P1FG	\$13,571	1360	16-1/2	93.6	83	940	03
	1800	460	365HP	CNT75P2FG	\$12,667	1800	16-1/2	95.4	84	940	03
100	3600	460	405HP	CNT100P1FG	\$18,448	1825	16-1/2	94.5	112	1600	03
	1800	460	405HP	CNT100P2FG	\$16,125	2300	16-1/2	95.4	113	1600	03
125	3600	460	444HP	CNT125P1FG	\$22,380	1210	16-1/2	95.8	142	1900	03
	1800	460	444HP	CNT125P2FG	\$19,430	1530	16-1/2	95.4	147	1900	03
150	3600	460	445HP	CNT150P1FG	\$26,988	1210	16-1/2	95.8	171	2000	03
	1800	460	445HP	CNT150P2FG	\$22,614	1530	16-1/2	95.8	171	2000	03
200	3600	460	447HP	CNT200P1FG	\$33,720	1210	16-1/2	96.2	217	2300	03
	1800	460	447HP	CNT200P2FG	\$27,273	1530	16-1/2	96.2	224	2300	03

Note 03 60/50 Hz rated with no derate on HP; 230/460 volt 60 Hz ratings operate on 190/380 volt 50 Hz, 460V 60 Hz ratings operate on 380V 50 Hz; Full 60 & 50 Hz data on Nameplate

# HOLLOSHAFT® Motors Steady Bushing Kits

## FEATURES:

Steady bushings are designed to fit HOLLOSHAFT® motors and will give the mechanical characteristics of a solid shaft motor. Be sure to enter steady bushings with the motor order. Steady bushings will be included with the motor attached to the skid for customer installation in the field. Product listed may not be available from stock.

Frame	Type	Kit Part Number	Bore Size	List Price
182-215	AUS, AUSI, TUS, TUCI	365649	0.750	\$202
		978141	0.875	\$202
		365650	1.000	\$202
254-286	AUS, AUSI, TUS	365651	0.750	\$202
		978142	0.875	\$202
		365657	1.000	\$202
		978143	1.063	\$202
		365659	1.188	\$202
		365662	1.250	\$202
284-286	TUCI	365663	1.000	\$202
		365664	1.188	\$202
		365665	1.250	\$202
		978146	1.500	\$202
324-326	RUS, RUSI, TUS, TUCI	978147	1.000	\$300
		365666	1.188	\$300
		365667	1.250	\$300
		978148	1.313	\$300
		365668	1.438	\$300
		365669	1.500	\$300
364-365	RUS, RUSI	978147	1.000	\$300
		365666	1.188	\$300
		365667	1.250	\$300
		978148	1.313	\$300
		365668	1.438	\$300
		365669	1.500	\$300
364-365	TUS, TUCI	978149	1.000	\$300
		365670	1.188	\$300
		365671	1.250	\$300
		365672	1.438	\$300
		365673	1.500	\$300
		978150	1.563	\$300
		978151	1.625	\$300
		978153	1.688	\$300
		978152	1.750	\$300
404-405	RUS, RUSI	978154	1.188	\$300
		978155	1.250	\$300
		365674	1.438	\$300
		365675	1.500	\$300
		978156	1.563	\$300
		365676	1.688	\$300
		978157	1.813	\$300

Discount Symbol: DS-7VS



# HOLLOSHAFT® Motors

## Steady Bushing Kits

### FEATURES:

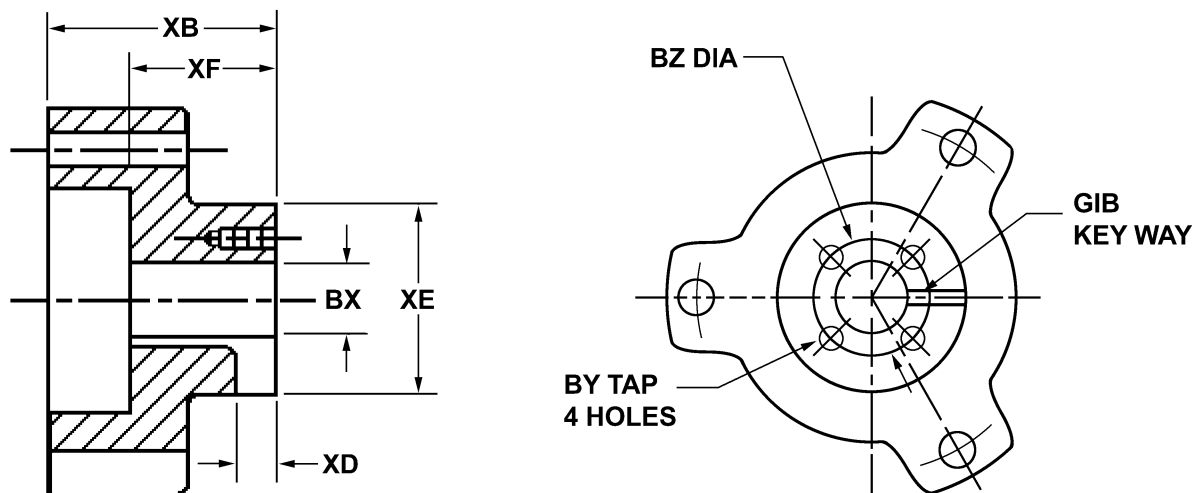
Steady bushings are designed to fit HOLLOSHAFT® motors and will give the mechanical characteristics of a solid shaft motor. Be sure to enter steady bushings with the motor order. Steady bushings will be included with the motor attached to the skid for customer installation in the field. Product listed may not be available from stock.

Frame	Type	Kit Part Number	Bore Size	List Price
404-405	TUS, TUCI	365677	1.438	\$300
		365678	1.500	\$300
		978158	1.563	\$300
		978159	1.625	\$300
		365679	1.688	\$300
		978160	1.750	\$300
		978161	1.875	\$300
		365680	1.938	\$300
H444-447	RUS, RUSI	978162	1.313	\$300
		365677	1.438	\$300
		365678	1.500	\$300
		365679	1.688	\$300
		978160	1.750	\$300
		365680	1.938	\$300
		978163	2.125	\$300
		365681	2.188	\$300
444-447	TUS, TUCI	365682	2.250	\$300
		2070898	1.188	\$300
		2070899	1.438	\$300
		2070900	1.500	\$300
		2070901	1.563	\$300
		2070902	1.625	\$300
		2070903	1.688	\$300
		2070904	1.750	\$300
449	RUS, RUSI	2070905	1.875	\$300
		2070906	1.938	\$300
		2074162	1.688	\$418
		2087668*	1.750	\$418
		2074161	1.938	\$418
		2087669*	2.125	\$418
		2074160	2.188	\$418
		2087670*	2.375	\$418
449	HUS, HUSI, JUE, JUCEI	2087671*	2.438	\$418
		2087672*	2.500	\$418
		970273	1.688	\$418
		970274	1.938	\$418
		970275	2.125	\$418
		970276	2.188	\$418
		970277	2.375	\$418
5008-5012	RUE, RUEI	970278	2.438	\$418
		970279	2.500	\$418
		492633-169*	1.688	\$418
		492633-194*	1.938	\$418
		492633-213*	2.125	\$418
		492633-219*	2.188	\$418
		492633-225*	2.250	\$418
		492633-238*	2.375	\$418
492633-244*	2.438	\$418		
492633-250*	2.500	\$418		

Discount Symbol: DS-7VS

\* Product listed may not be available from stock.

# HOLLOSHAFT® Drive Coupling Part Numbers



FRAME	TYPE	PART NO.	BORE SIZE		KEY	BY	BZ	XB	XD	XE	XF
			NOMINAL	ACTUAL							
182-215	AUS, AUSI, TUS, TUCI, AUR	159002	0.750	0.751	0.188	10-32	1.375	1.750	0.344	2.000	1.125
		181107	0.875	0.876	0.188	10-32	1.375	1.750	0.406	2.000	1.125
		159001	1.000	1.001	0.250	10-32	1.375	1.750	0.406	2.000	1.125
		157744	BLANK	0.624	-	-	-	-	1.750	-	2.000
254-256	AUS, AUSI, TUS, TUCI, AUC	174431	0.750	0.751	0.188	10-32	1.375	2.563	0.344	2.250	1.625
		181105	0.875	0.876	0.188	10-32	1.375	2.563	0.344	2.250	1.625
		B 102999	1.000	1.001	0.250	10-32	1.375	2.563	0.406	2.250	1.625
		779353*	1.063	1.063	0.250	10-32	1.375	2.563	0.406	2.250	1.625
		B 104720	1.188	1.188	0.250	.25-20	1.750	2.563	0.406	2.250	1.625
		152434	1.250	1.251	0.250	.25-20	1.750	2.563	0.406	2.250	1.625
		366983	1.250	1.251	0.375	.25-20	1.750	2.563	0.531	2.250	1.625
		B 102986	BLANK	0.751	-	-	-	-	2.563	-	2.250
284-286	AUS, AUSI, TUS	174431	0.750	0.751	0.188	10-32	1.375	2.563	0.344	2.250	1.625
		181105	0.875	0.876	0.188	10-32	1.375	2.563	0.344	2.250	1.625
		B 102999	1.000	1.001	0.250	10-32	1.375	2.563	0.406	2.250	1.625
		779353*	1.063	1.063	0.250	10-32	1.375	2.563	0.406	2.250	1.625
		B 104720	1.188	1.188	0.250	.25-20	1.750	2.563	0.406	2.250	1.625
		152434	1.250	1.251	0.250	.25-20	1.750	2.563	0.406	2.250	1.625
		366983	1.250	1.251	0.375	.25-20	1.750	2.563	0.531	2.250	1.625
		B 102986	BLANK	0.751	-	-	-	-	2.563	-	2.250
284-286	TUCI	922477*	0.750	0.751	0.188	10-32	1.375	2.563	0.406	2.625	1.625
		181104	0.875	0.876	0.188	10-32	1.375	2.563	0.406	2.625	1.625
		A 112000-000	1.000	1.001	0.250	10-32	1.375	2.563	0.406	2.625	1.625
		A 108186-000	1.188	1.188	0.250	.25-20	1.750	2.563	0.406	2.625	1.625
		922970*	1.313	1.313	0.250	.25-20	1.750	2.563	0.406	2.625	1.625
		162457-000	1.250	1.251	0.250	.25-20	1.750	2.563	0.406	2.625	1.625
		366982-000	1.250	1.251	0.375	.25-20	1.750	2.563	0.531	2.625	1.625
		661737*	1.500	1.501	0.250	.25-20	2.125	2.563	0.406	2.625	1.625
		B 108184-000	BLANK	0.751	-	-	-	-	2.563	-	2.625

# HOLLOSHAFT®

## Drive Coupling Part Numbers

FRAME	TYPE	PART NO.	BORE SIZE		KEY	BY	BZ	XB	XD	XE	XF
			NOMINAL	ACTUAL							
324-326	RUS, RUSI, TUS, TUCI	136731	1.000	1.001	0.250	10-32	1.375	2.938	0.406	2.875	1.938
		132607	1.188	1.188	0.250	.25-20	1.750	2.938	0.406	2.875	1.938
		162458	1.250	1.251	0.250	.25-20	1.750	2.938	0.406	2.875	1.938
		132608	1.250	1.251	0.375	.25-20	1.750	2.938	0.531	2.875	1.938
		795905*	1.313	1.313	0.375	.25-20	1.750	2.938	0.531	2.875	1.938
		132609	1.438	1.438	0.375	.25-20	2.125	2.938	0.531	2.875	1.938
		132610	1.500	1.501	0.375	.25-20	2.125	2.938	0.531	2.875	1.938
		B 108565	BLANK	0.751	-	-	-	2.938	-	2.875	1.938
364-365	RUS, RUSI	136731	1.000	1.001	0.250	10-32	1.375	2.938	0.406	2.875	1.938
		132607	1.188	1.188	0.250	.25-20	1.750	2.938	0.406	2.875	1.938
		162458	1.250	1.251	0.250	.25-20	1.750	2.938	0.406	2.875	1.938
		132608	1.250	1.251	0.375	.25-20	1.750	2.938	0.531	2.875	1.938
		795905*	1.313	1.313	0.375	.25-20	1.750	2.938	0.531	2.875	1.938
		132609	1.438	1.438	0.375	.25-20	2.125	2.938	0.531	2.875	1.938
		132610	1.500	1.501	0.375	.25-20	2.125	2.938	0.531	2.875	1.938
		B 108565	BLANK	0.751	-	-	-	2.938	-	2.875	1.938
364-365	TUS, TUCI	471208*	1.000	1.001	0.250	.25-20	1.375	3.813	0.406	3.875	2.750
		172313	1.188	1.188	0.250	.25-20	1.750	3.813	0.406	3.875	2.750
		172315	1.250	1.251	0.250	.25-20	1.750	3.813	0.406	3.875	2.750
		366985	1.250	1.251	0.375	.25-20	1.750	3.813	0.531	3.875	2.750
		172314	1.438	1.438	0.375	.25-20	2.125	3.813	0.531	3.875	2.750
		118296	1.500	1.501	0.375	.25-20	2.125	3.813	0.531	3.875	2.750
		929360*	1.563	1.563	0.375	.25-20	2.125	3.813	0.531	3.875	2.750
		789957*	1.625	1.626	0.375	.25-20	2.125	3.813	0.531	3.875	2.750
		118297*	1.688	1.688	0.375	.25-20	2.500	3.813	0.531	3.875	2.750
		118298*	1.750	1.751	0.375	.25-20	2.125	3.813	0.531	3.875	2.750
118295	BLANK	0.751	-	-	-	3.813	-	3.875	2.750		
404-405	RUS, RUSI	133000	1.188	1.188	0.250	.25-20	1.750	3.406	0.406	3.125	2.406
		707806*	1.250	1.251	0.250	.25-20	1.750	3.406	0.406	3.125	2.406
		661856	1.250	1.251	0.375	.25-20	1.750	3.406	0.531	3.125	2.406
		133002	1.438	1.438	0.375	.25-20	2.125	3.406	0.531	3.125	2.406
		133003	1.500	1.501	0.375	.25-20	2.125	3.406	0.531	3.125	2.406
		766777*	1.563	1.563	0.375	.25-20	2.500	3.406	0.531	3.125	2.406
		149451	1.688	1.688	0.375	.25-20	2.500	3.406	0.531	3.125	2.406
		928124*	1.813	1.813	0.375	.25-20	2.500	3.406	0.531	3.125	2.406
		133005	BLANK	0.751	-	-	-	3.406	-	3.125	2.406

# HOLLOSHAFT® Drive Coupling Part Numbers

FRAME	TYPE	PART NO.	BORE SIZE		KEY	BY	BZ	XB	XD	XE	XF
			NOMINAL	ACTUAL							
405	TUS, TUCI	172314	1.438	1.438	0.375	.25-20	2.125	3.813	0.531	3.875	2.750
		118296	1.500	1.501	0.375	.25-20	2.125	3.813	0.531	3.875	2.750
		929360*	1.563	1.563	0.375	.25-20	2.125	3.813	0.531	3.875	2.750
		789957*	1.625	1.626	0.375	.25-20	2.125	3.813	0.531	3.875	2.750
		118297	1.688	1.688	0.375	.25-20	2.500	3.813	0.531	3.875	2.750
		118298*	1.750	1.751	0.375	.25-20	2.500	3.813	0.531	3.875	2.750
		926393*	1.875	1.876	0.500	.25-20	2.500	3.813	0.531	3.875	2.750
		118299*	1.938	1.938	0.500	.25-20	2.500	3.813	0.531	3.875	2.750
	118295-000	BLANK	0.751	-	-	-	2.563	-	3.625	2.750	
H444-447	RUS, RUSI	945496*	1.313	1.313	0.375	.25-20	2.125	4.000	0.688	3.688	2.875
		132576	1.438	1.438	0.375	.25-20	2.125	4.000	0.688	3.688	2.875
		132577	1.500	1.501	0.375	.25-20	2.125	4.000	0.531	3.688	2.875
		132578	1.688	1.688	0.375	.25-20	2.500	4.000	0.531	3.688	2.875
		742204*	1.750	1.751	0.375	.25-20	2.500	4.000	0.531	3.688	2.875
		132579	1.938	1.938	0.500	.25-20	2.500	4.000	0.688	3.688	2.875
		934083*	2.125	2.126	0.500	.375-16	3.250	4.000	0.688	4.000	2.875
		136874	2.188	2.188	0.500	.375-16	3.250	4.000	0.688	4.000	2.875
		136875	2.250	2.251	0.500	.375-16	3.250	4.000	0.688	4.000	2.875
			131805	BLANK	0.751	-	-	-	4.000	-	3.688
444-447	TUS, TUCI	172314	1.438	1.438	0.375	.25-20	2.125	3.813	0.531	3.875	2.750
		118296	1.500	1.501	0.375	.25-20	2.125	3.813	0.531	3.875	2.750
		929360*	1.563	1.563	0.375	.25-20	2.125	3.813	0.531	3.875	2.750
		789957*	1.625	1.626	0.375	.25-20	2.125	3.813	0.531	3.875	2.750
		118297	1.688	1.688	0.375	.25-20	2.500	3.813	0.531	3.875	2.750
		118298	1.750	1.751	0.375	.25-20	2.500	3.813	0.531	3.875	2.750
		926393*	1.875	1.876	0.500	.25-20	2.500	3.813	0.531	3.875	2.750
		118299	1.938	1.938	0.500	.25-20	2.500	3.813	0.531	3.875	2.750
	118295-000	BLANK	0.751	-	-	-	2.563	-	3.625	2.750	
449-5008	RUS, RUSI, RUE, RUEI, JUE, JUCEI	129679	1.688	1.688	0.375	.25-20	2.500	4.375	0.531	4.750	3.063
		A 113288	1.938	1.938	0.500	.25-20	2.500	4.375	0.688	4.750	3.063
		A 113287	2.125	2.126	0.500	.375-16	3.250	4.375	0.688	4.750	3.063
		A 113289	2.188	2.188	0.500	.375-16	3.250	4.375	0.688	4.750	3.063
		863877	2.250	2.251	0.500	.375-16	3.250	4.375	0.688	4.750	3.063
		A 113313	2.375	2.376	0.625	.375-16	3.250	4.375	25/32	4.750	3.063
		A 113290	2.438	2.438	0.625	.375-16	3.250	4.375	25/32	4.750	3.063
		A 113314	2.500	2.501	0.625	.375-16	3.750	4.375	25/32	4.750	3.063
	A 113285	BLANK	-	-	-	-	4.375	-	4.750	3.063	
5012	RUE, RUEI	803186*	1.688	1.688	0.375	.250-20	2.500	5.125	0.500	5.000	3.625
		235069*	1.938	1.938	0.500	.250-20	2.500	5.125	0.500	5.000	3.625
		248380*	2.125	2.126	0.625	.375-16	3.250	5.125	0.500	5.000	3.625
		143112*	2.188	2.188	0.500	.375-16	3.250	5.125	0.500	5.000	3.625
		238062*	2.250	2.251	0.500	.375-16	3.250	5.125	0.500	5.000	3.625
		A143113*	2.438	2.438	0.625	.375-16	3.250	5.125	0.500	5.000	3.625
		249156*	2.500	2.501	0.625	.375-16	3.250	5.125	0.500	5.000	3.625
		143115*	2.688	2.688	0.625	.375-16	3.750	5.125	0.500	5.000	3.625
		143116*	2.750	2.751	0.625	.375-16	3.250	5.125	0.500	5.000	3.625
	143111*	BLANK	BLANK	-	-	-	5.125	-	5.000	3.625	

**forecyte**

POWERED BY **Nidec**

Asset Condition Monitoring Solution to visualize\* health and performance data  
Refer to Page 109

\*Product listed may not be available from stock.

# Kits & Accessories

## Fractional & Integral Horsepower Motors

### A Variety of Kits & Accessories Available for Field Conversion

Kits & Accessories are available for easy and quick field conversions of many U.S. MOTORS® brand fractional and integral stock motor products. The following pages outline our current available kits and accessories.

Refer to the description field on the Fractional Horsepower Motor (FHP) Accessories page to identify the correct kit or accessory for your stock FHP motor application.

Use the chart below to assist in identifying the correct kit or accessory for your stock Integral Horsepower motor application.

#### Integral Horsepower Motor Type Code Identification Chart:

Type Code	Motor Description	Phase	Efficiency
CARB <sup>†</sup>	Compact Aligning Roller Bearing		
CE	841 PLUS <sup>®</sup> Motor	Three Phase	Premium Efficient
CTE	Hostile Duty TEFC Motor	Three Phase	Premium Efficient
CTI	Hostile Duty TEFC Motor	Three Phase	Inverter Duty
FCT	Hostile Duty TEFC Motor	Three Phase	Energy Efficient
FD, FR	Open Drip Proof Motor	Three Phase	Energy Efficient
DE, RE	Open Drip Proof Motor	Three Phase	Premium Efficient
FUT	UNIMOUNT <sup>®</sup> TEFC Motor	Three Phase	Energy Efficient
J	TITAN <sup>®</sup> TEFC Motor		
JAD	Automotive Duty Motor	Three Phase	Energy Efficient
JCE	TITAN <sup>®</sup> TEFC Motor & CORRO-DUTY <sup>®</sup> Motor		Premium Efficient
JDE	Automotive Duty Motor	Three Phase	Premium Efficient
TCE	CORRO-DUTY <sup>®</sup> TEFC Motor	Three Phase	Premium Efficient
TCI	CORRO-DUTY <sup>®</sup> TEFC Motor	Three Phase	Inverter Duty
UT	UNIMOUNT <sup>®</sup> TEFC Motor	Three Phase	Standard Efficient
UTE	UNIMOUNT <sup>®</sup> TEFC Motor	Three Phase	Premium Efficient
UTF	UNIMOUNT <sup>®</sup> TEFC Footless Motor	Three Phase	Standard Efficient
UTNX	ACCU-Torq <sup>®</sup> Motor	Three Phase	Vector Duty

If you need assistance with available Kits & Accessories, contact your Territory Manager or Customer Service Representative.

**Phone: 855-487-6686**

**Fax: 800-899-2887**

<sup>†</sup> All marks shown within this document are properties of their respective owners.



## World Motor C-Face Kits

### APPLICATIONS:

Kit designed for conversion of off-the-shelf motors to accommodate a C Flange Mount on World Motor Construction.

### CTE, CTI

Frame	Catalog Number	List	Discount Symbol	AK Dimension	Notes
140	2064247	\$150	DS-3TE	4-1/2"	40,NR
180	2063436	\$217	DS-3TE	4-1/2"	40
	2063437	\$200	DS-3TE	8-1/2"	40
210	2060434	\$275	DS-3TE	8-1/2"	40
250	2059784	\$320	DS-3TE	8-1/2"	40,41
280	2059321	\$383	DS-3TE	10-1/2"	41
320	2060743	\$550	DS-3TE	12-1/2"	41
360	2061478	\$750	DS-3TE	12-1/2"	41
400	2065880	\$1,250	DS-3TE	12-1/2"	42
440T	2066545	\$1,583	DS-3TE	16"	NC
440TS	2066399	\$1,583	DS-3TE	16"	NC

### TCE, CE

Frame	Catalog Number	List	Discount Symbol	AK Dimension	Notes
140	2064224	\$150	DS-3TE	4-1/2"	40,NR
180	2063392	\$242	DS-3TE	8-1/2"	40
	2063391	\$242	DS-3TE	4-1/2"	40
210	2060203	\$292	DS-3TE	8-1/2"	40
250	2059695	\$375	DS-3TE	8-1/2"	40
280	2046247	\$417	DS-3TE	10-1/2"	
320	2060739	\$583	DS-3TE	12-1/2"	
360	2061427	\$783	DS-3TE	12-1/2"	
400	2065842	\$1,250	DS-3TE	12-1/2"	
440T	2066299	\$1,583	DS-3TE	16"	
440TS	2066298	\$1,583	DS-3TE	16"	NC

### CE (400/440 Frame)

Frame	Catalog Number	List	Discount Symbol	AK Dimension	Notes
400	2066054	\$1,250	DS-3TE	12-1/2"	
440	2066353	\$1,583	DS-3TE	16"	42

- Note 40 Non-NEMA "BA" Dimension  
 Note 41 Pulley End Bearing Clamp provision  
 Note 42 Not usable on Short Shaft (TS or US)  
 Note NC Not CE  
 Note NR Cannot Regrease

## C-Face Kits

### APPLICATIONS:

Kit designed for conversion of off-the-shelf motors to accommodate a C Flange Mount.

#### Hostile Duty Type CTE, CTI Automotive Duty Type JDE

Frame	Catalog Number	List	Discount Symbol	AK Dimension	Notes
140	888910	\$150	DS-3TE	4-1/2"	40
180	2002477	\$217	DS-3TE	4-1/2"	40
	2002475	\$200	DS-3TE	8-1/2"	40
210	2002518	\$275	DS-3TE	8-1/2"	40
250	649894	\$320	DS-3TE	8-1/2"	40,41
280	646574	\$383	DS-3TE	10-1/2"	41
320	2003209	\$550	DS-3TE	12-1/2"	41
360	2003135	\$750	DS-3TE	12-1/2"	41

#### UNIMOUNT® Type UTE

Frame	Catalog Number	List	Discount Symbol	AK Dimension	Notes
56-140	374790	\$60	DS-3TE	4-1/2"	40
180	362843	\$90	DS-3TE	4-1/2"	40
	362842	\$120	DS-3TE	8-1/2"	40
210	365033	\$110	DS-3TE	8-1/2"	40
250	365568	\$160	DS-3TE	8-1/2"	40
280	370421	\$333	DS-3TE	10-1/2"	

#### CORRO-DUTY® & 841 PLUS® Severe Duty Types TCE, TCI & CE

Frame	Catalog Number	List	Discount Symbol	AK Dimension	Notes
140	430512	\$200	DS-3TE	4-1/2"	40,NC
180	427672	\$242	DS-3TE	4-1/2"	40
	427670	\$242	DS-3TE	8-1/2"	40
210	425854	\$292	DS-3TE	8-1/2"	40
250	426051	\$375	DS-3TE	8-1/2"	40
280	428973	\$417	DS-3TE	10-1/2"	
320	424742	\$583	DS-3TE	12-1/2"	
360	427416	\$783	DS-3TE	12-1/2"	
400	646592	\$1,250	DS-3TE	12-1/2"	NC,AP
440	427503	\$1,583	DS-3TE	16"	42
440TS	427505	\$1,583	DS-3TE	16"	NC,AP

#### CORRO-DUTY® Type JCE

Frame	Catalog Number	List	Discount Symbol	AK Dimension	Notes
449T	2042521	\$2,030	DS-3TE	16"	42
449TS/TM	2042522	\$2,030	DS-3TE	16"	

## Shaft Grounding C-Face Kits

### APPLICATIONS:

Kit designed for conversion of off-the-shelf motors to accommodate a C Flange Mount with MGS Grounding Seal.

#### ACCU-Torq Types CTI, TCI, TCBI (CT)

Frame	Catalog Number	List	Discount Symbol	AK Dimension	Notes
280	2063313	\$383	DS-3TE	10-1/2"	
320	2063317	\$550	DS-3TE	12-1/2"	
360	2063322	\$750	DS-3TE	12-1/2"	
400	646591	\$1,250	DS-3TE	12-1/2"	
440	2063328	\$1,583	DS-3TE	16"	
440	2063325	\$1,583	DS-3TE	16"	
449	2063332	\$2,030	DS-3TE	16"	
449	2063330	\$2,030	DS-3TE	16"	

Note 40 Non-NEMA® "BA" Dimension  
 Note 41 Pulley End Bearing Clamp Provision  
 Note 42 Not usable on Short Shaft (TS or US)

Note AP Can be used for CTE, JDE  
 Note NC Not CE

Note: 449T Model must have 6220 Drive End Brg. & 6315 Opp. Drive End Brg. 449TS/TM Model must have 6315 Drive End Brg. & 6315 Opp. Drive End Brg.

## World Motor D Flange Kits

### APPLICATIONS:

Kit designed for conversion of off-the-shelf motor to accommodate a D Flange Mount on World Motor Construction.

### FCT, CTI, CTE

Frame	Catalog Number	List	Discount Symbol	AK Dimension	Notes
180	2063438	\$250	DS-3TE	9"	40
210	2060435	\$333	DS-3TE	9"	40
250	2059785	\$467	DS-3TE	11"	40,41
280	2059322	\$583	DS-3TE	11"	41
320	2080456	\$650	DS-3TE	14"	
360	2080463	\$850	DS-3TE	14"	
400	2080475	\$1,250	DS-3TE	18"	

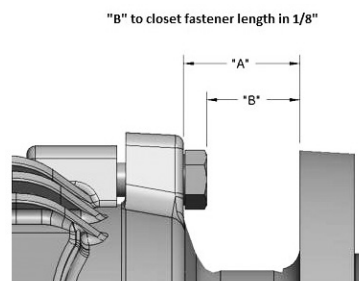
### TCE, CE

Frame	Catalog Number	List	Discount Symbol	AK Dimension	Notes
180	2063393	\$267	DS-3TE	9"	40
210	2060204	\$342	DS-3TE	9"	40
250	2059696	\$475	DS-3TE	11"	40
280	2046248	\$542	DS-3TE	11"	
320	2080457	\$667	DS-3TE	14"	
360	2080464	\$908	DS-3TE	14"	
400	2080476	\$1,250	DS-3TE	18"	NC

### CE

Frame	Catalog Number	List	Discount Symbol	AK Dimension	Notes
400	2080477	\$1,250	DS-3TE	18"	

Frame	"A"	"B"	Fastener
210	1.04	0.750	5/16
250	1.28	1.000	3/8
280	1.69	1.375	1/2
320	1.77	1.375	1/2
360	2.12	1.75	1/2
400	1.65	1.125	5/8
440	1.63	1.125	5/8



Depending on mounting configuration, a stud and nut may be required.

Note 40 Non-NEMA "BA" Dimension

Note 41 Pulley End Bearing Clamp provision

Note NC Not CE

## D Flange Kits

### APPLICATIONS:

Kit designed for conversion of off-the-shelf motors to accommodate a D Flange Mount.

#### Hostile Duty Type CTE Automotive Duty Type JDE

Frame	Catalog Number	List	Discount Symbol	AK Dimension	Notes
140	888916	\$233	DS-3TE	9"	40
180	888917	\$250	DS-3TE	9"	40
	2002476	\$250	DS-3TE	9"	40
210	2002519	\$333	DS-3TE	9"	40
250	649896	\$467	DS-3TE	11"	40,41
280	646575	\$583	DS-3TE	11"	41
320	2003210	\$650	DS-3TE	14"	
360	2003139	\$850	DS-3TE	14"	42

#### CORRO-DUTY® & 841 PLUS® Types TCE, CTI & CE

Frame	Catalog Number	List	Discount Symbol	AK Dimension	Notes
180	427671	\$267	DS-3TE	9"	40
210	425855	\$342	DS-3TE	9"	40
250	426052	\$475	DS-3TE	11"	40
280	428974	\$542	DS-3TE	11"	
320	437236	\$667	DS-3TE	14"	
360	437238	\$908	DS-3TE	14"	42
400	646590	\$1,317	DS-3TE	18"	NC
440T	476030	\$1,658	DS-3TE	18"	42
440TS	474395	\$1,658	DS-3TE	18"	

#### 841 PLUS® Type CE

Frame	Catalog Number	List	Discount Symbol	AK Dimension	Notes
400	646589	\$1,250	DS-3TE	18"	
440T	476030	\$1,658	DS-3TE	18"	42

#### UNIMOUNT® Type UTE, UTN & UTX

Frame	Catalog Number	List	Discount Symbol	AK Dimension	Notes
140	369268	\$175	DS-3TE	9"	40
180	369269	\$208	DS-3TE	9"	
210	430514	\$317	DS-3TE	9"	
250	430515	\$400	DS-3TE	11"	
280	430516	\$417	DS-3TE	11"	

#### CORRO-DUTY® Type JCE

Frame	Catalog Number	List	Discount Symbol	AK Dimension	Notes
449T	2042523	\$2,126	DS-3TE	18"	
449TS/TM	2042524	\$2,126	DS-3TE	18"	

Note 40 Non-NEMA® "BA" Dimension  
 Note 41 Pulley End Bearing Clamp Provision  
 Note 42 Not Useable on Short Shaft (TS or US)  
 Note NC Not CE

## World Motor Dripcover Kits

---

### APPLICATIONS:

Provides protection to the motor in a vertical shaft down position.

### Cast Iron, TEFC Motors

Frame	Catalog Number	List	Discount Symbol	Notes
140	2064246	\$150	DS-3TE	
180	2064679	\$250	DS-3TE	
210	2060433	\$275	DS-3TE	
250,280	2059320	\$333	DS-3TE	
320	2060742	\$700	DS-3TE	
360	2064678	\$1,133	DS-3TE	
400,440	2065879	\$1,583	DS-3TE	



## Dripcover Kits

### APPLICATIONS:

Provides protection to the motor in a vertical shaft down position.

### UNIMOUNT®

#### Types UTE, UTF, UTE4, UT1 & UT4

Frame	Catalog Number	List	Discount Symbol	Notes
56-140	362108	\$100	DS-3TE	
180	362260	\$172	DS-3TE	
210	365035	\$192	DS-3TE	
250-280	370422	\$222	DS-3TE	

### Open Drip Proof

#### Types FD, FR, DF4, DF1, FD1, FD4, D1 & D4

Frame	Catalog Number	List	Discount Symbol	Notes
140	969573	\$100	DS-3TE	
180	969574	\$172	DS-3TE	
210	969575	\$192	DS-3TE	
250	472131	\$233	DS-3TE	
280	969578	\$267	DS-3TE	
320	969579	\$300	DS-3TE	

### Hostile Duty, Severe Duty & 841 PLUS®

#### Types CTE, CTI, TCE & CE

Frame	Catalog Number	List	Discount Symbol	Notes
140	967059	\$150	DS-3TE	44
180	967060	\$250	DS-3TE	44
210	967061	\$275	DS-3TE	44
250	967062	\$333	DS-3TE	45
280	967063	\$517	DS-3TE	
320	639886	\$700	DS-3TE	
360	967065	\$1,133	DS-3TE	
400	967066	\$1,583	DS-3TE	
440	967067	\$1,800	DS-3TE	

### Fractional Horsepower Pump Motors

Frame	Catalog Number	List	Discount Symbol	Notes
48	DC48	\$42	DS-3TE	
56	DC56	\$42	DS-3TE	

Note 44 Requires Cast Iron Fan Cover Kit

Note 45 Not to be used on Foot Mounted Motor

## World Motor Cast Iron Conversion Kits

### APPLICATIONS:

For severe environments where all Cast Iron construction is required.

#### Cast Iron, C/B Kits

Frame	Catalog Number	List	Discount Symbol	Notes
140,180	2063435	\$150	DS-3TE	
210	2060432	\$193	DS-3TE	
250	2059783	\$212	DS-3TE	
280	2059319	\$233	DS-3TE	
320	2060741	\$243	DS-3TE	
360,400	2061477	\$343	DS-3TE	
440	2066398	\$833	DS-3TE	

#### Cast Iron, Fan Cover Kits

Frame	Catalog Number	List	Discount Symbol	Notes
140	2064245	\$125	DS-3TE	
180	2063434	\$137	DS-3TE	
210	2060431	\$212	DS-3TE	
250	2059782	\$330	DS-3TE	
280	2059318	\$400	DS-3TE	
320	2060740	\$417	DS-3TE	
360	2061476	\$755	DS-3TE	
400	2065878	\$1,223	DS-3TE	
440	2066397	\$1,355	DS-3TE	

## Cast Iron Conversion Kits

### APPLICATIONS:

For severe environments where all Cast Iron construction is required.

#### Cast Iron Conduit Box Kits

##### Hostile Duty Types CTE & CTI

Frame	Catalog Number	List	Discount Symbol	Notes
140	885267	\$150	DS-3TE	
180	885268	\$162	DS-3TE	
210	885269	\$193	DS-3TE	
250	885270	\$212	DS-3TE	
280	895716	\$233	DS-3TE	
320	416477	\$243	DS-3TE	
360	425917	\$343	DS-3TE	
400	888949	\$343	DS-3TE	
440	888950	\$833	DS-3TE	
449	498926	\$1,375	DS-3TE	

#### Cast Iron Fan Cover Kits

##### Hostile Duty Types CTE & CTI

Frame	Catalog Number	List	Discount Symbol	Notes
140	885271	\$125	DS-3TE	
180	885272	\$137	DS-3TE	
210	885273	\$212	DS-3TE	
250	885274	\$330	DS-3TE	
280	885275	\$400	DS-3TE	
320	416476	\$417	DS-3TE	
360	425916	\$755	DS-3TE	
400	888953	\$1,223	DS-3TE	
440	888954	\$1,355	DS-3TE	

## Bases & Slide Rail Kits

### APPLICATIONS:

Adjustable Motor Bases and Slide Rails Kits.

### Adjustable Motor Base Kits

(404 – 449 frame bases have 2 adjusting screws, others have 1 screw)

Frame	Catalog Number	List	Discount Symbol	Notes
143	144638	\$80	DS-3TE	LA
213	A70905	\$105	DS-3TE	LA
286	70912	\$200	DS-3TE	LA
365	70916	\$492	DS-3TE	LA
404	X667470	\$550	DS-3TE	LA
405	X667471	\$550	DS-3TE	LA

### Slide Rail Kits

(Rail Kit includes 2 rails and hardware)

Frame	Catalog Number	List	Discount Symbol	Notes
320	179039	\$460	DS-3TE	LA
360	179040	\$590	DS-3TE	LA
440	181635	\$1,600	DS-3TE	LA

Note LA Limited Availability

## Brake Kits

### APPLICATIONS:

For UNIMOUNT® Motors in applications requiring quick stop and/or controlled hold.

### UNIMOUNT®

#### Types UTE, UTF & UT

Frame	Rating (FT-LB)	Voltage at 60 Hz	Catalog Number	List	Discount Symbol	Notes
56-140	1.5	230/460	964220	\$441	DS-BKT	
		575	964221	\$441	DS-BKT	
56-140	3	115/230	964226	\$510	DS-BKT	
		230/460	964223	\$510	DS-BKT	
		575	964224	\$510	DS-BKT	
56-140	6	125/250	958191	\$691	DS-BKT	
		230/460	964225	\$607	DS-BKT	
		575	964222	\$607	DS-BKT	
56-140	10	230/460	964227	\$984	DS-BKT	
180	10	125/250	964252	\$1,017	DS-BKT	
		230/460	958195	\$984	DS-BKT	
		575	958194	\$984	DS-BKT	
180	15	230/460	958193	\$1,086	DS-BKT	
		575	958192	\$1,086	DS-BKT	
210	25	230/460	364963	\$1,806	DS-BKT	46
		575	364966	\$1,806	DS-BKT	46
210	35	230/460	364964	\$2,055	DS-BKT	
		575	364967	\$2,055	DS-BKT	46

All 230/460 Volt, 60 Hz Brakes are nameplated and designed for use on 190/380 Volt, 50 Hz rated at ft-lb per above.

All 125/250 Volt, 60 Hz Brakes are suitable for 160/220 Volt, 50 Hz at ft-lb per above.

Approved mounting positions are shown in the table below by "X".

For any other positions required, contact Customer Service and state position on order. Vertical mounting is defined as 15 degrees or more from horizontal.

Brake Rating Ft-Lb	Motor & Brake Horizontal Solenoid Position - Degrees From Vertical						Motor & Brake Vertical	
	0	0	0	0	0	0	Brake High	Brake Low
1.5, 3, 6	X	X	X	X	X	X	X	X
10, 15	X	X	X	X	X	X	X	X
25, 35	X							X

A Start/Stop cycle of no more than one stop per minute is acceptable for these brakes when used in conjunction with a motor and reducer. Contact Customer Service when shorter cycles are required or when used with high inertia applications, overhung loads or when not used with a reducer.

Note 46 25 and 35 ft-lb for horizontal mounting only



## Fan Kits

### APPLICATIONS:

449 frame & larger TEFC 2 Pole motors (and some TITAN® TEFC 4 pole) are standard with uni-directional fans (CCW facing opposite drive end). These fan kits are to convert the motors to clockwise rotation facing opposite drive end.

### Clockwise (CW) Rotation Fan Kits for Standard 440-5000 TEFC Motors

Standard M/N	HP	Poles	Frame	Type	Current Stock Fan Direction	Fan Material	Conversion CW Fan Kit	List	Discount Symbol
ALL	125	2	444	CE	CCW	Bronze	966090	\$2,425	DS-3TE
ALL	150	2	445	CE	CCW	Bronze	441496	\$2,615	DS-3TE
ALL	200	2	447	CE	CCW	Bronze	441496	\$2,615	DS-3TE
ALL	125	2	444	CTE	CCW	Bronze	441496	\$2,615	DS-3TE
ALL	150	2	445	CTE	CCW	Bronze	441496	\$2,615	DS-3TE
ALL	200	2	447	CTE	CCW	Bronze	441496	\$2,615	DS-3TE
ALL	125	2	444	TCE	CCW	Bronze	441496	\$2,615	DS-3TE
ALL	150	2	445	TCE	CCW	Bronze	441496	\$2,615	DS-3TE
ALL	200	2	447	TCE	CCW	Bronze	441496	\$2,615	DS-3TE
ALL	250	2	449	JCE	CCW	Aluminum	412701	\$1,211	DS-6S
ALL	300	2	449	JCE	CCW	Aluminum	412701	\$1,211	DS-6S
ALL	350	2	449	JCE	CCW	Aluminum	412701	\$1,211	DS-6S
ALL	400	2	449	JCE	CCW	Aluminum	412701	\$1,211	DS-6S
FL11 / FL15	300 / 350	2	5010	JCE	CCW	Aluminum	412701	\$1,211	DS-6S
FL18	400	2	5010	JCE	CCW	Aluminum	2057073	\$1,281	DS-6S

## World Motor Roller Bearing Kits & Bearing Isolator/Grounding Seal MGS Kits by Inpro/Seal

### APPLICATIONS:

Roller Bearing Kits: Used on belted applications only (do not use on direct connected loads). Do not use on motors mounted vertically shaft up or shaft down.  
Inpro/Seal® Kits: Bearing isolator to prevent contaminants from entering the bearing system in severe environments.

### Roller Bearing Kits

Frame	Catalog Number	List	Discount Symbol	Notes
440	2068936	\$1,250	DS-3TE	

### Bearing Isolator/Grounding Seal MGS Kits by Inpro/Seal

Frame	Catalog Number	List	Discount Symbol	Notes
180	620281-000	\$433	DS-3TE	
210	620282-000	\$466	DS-3TE	
250	620283-000	\$492	DS-3TE	
280	620284-000	\$517	DS-3TE	
320	620285-000	\$584	DS-3TE	
360	620286-000	\$609	DS-3TE	
400T	620287-000	\$650	DS-3TE	
400TS	620288-000	\$650	DS-3TE	
440T	620290-000	\$775	DS-3TE	
440TS	620289-000	\$775	DS-3TE	
449T	620291-000	\$830	DS-3TE	
449TS	620292-000	\$830	DS-3TE	

Suitable with all 841 Plus (World Motor and Legacy Construction)

Suitable with all 841 Plus (World Motor and Legacy Construction)

## Roller Bearing Kits and Bearing Isolator/Grounding Seal MGS Kits by Inpro/Seal

### APPLICATIONS:

Roller Bearing Kits: Used on belted applications only (do not use on direct connected loads). Do not use on motors mounted vertically shaft-up or shaft-down.  
Bearing Isolator/Grounding Seal Kits: Bearing isolator to prevent contaminants from entering the bearing system in severe environments.

### Roller Bearing Kits

All belting applications should be reviewed by Nidec Motor Corporation® prior to use of these kits.

Frame	Catalog Number	List	Discount Symbol	Notes
400	646588	\$1,250	DS-3TE	
440T	2001456	\$1,450	DS-3TE	
449	447733	\$1,687	DS-3TE	
5000	964723	\$2,282	DS-3ADE	

## Inpro/Seal MGS Grounding Seal Kits 841 PLUS Type CE, Drive End or with special C-Face Kit

### APPLICATIONS:

Kit designed to add Inpro/Seal MGS grounding seal to 841 Plus

Frame	Catalog Number	List	Discount Symbol	Notes
180	620281-000	\$433	DS-3TE	
210	620282-000	\$466	DS-3TE	
250	620283-000	\$492	DS-3TE	
280	620284-000	\$517	DS-3TE	
320	620285-000	\$584	DS-3TE	
360	620286-000	\$609	DS-3TE	
400T	620287-000	\$650	DS-3TE	
400TS	620288-000	\$650	DS-3TE	
440T	620290-000	\$775	DS-3TE	
440TS	620289-000	\$775	DS-3TE	
449T	620291-000	\$830	DS-3TE	
449TS	620292-000	\$830	DS-3TE	

forecyte

POWERED BY **Nidec**

Asset Condition Monitoring Solution to visualize\* health and performance data  
Refer to Page 109

# Conversions & Accessories

## Introduction & Pricing Guidelines

### A Variety of Conversion Options Available to Maximize Stock Flexibility

When you need a customized motor in a hurry, Nidec technicians can modify stock product so you can have the motor you need, when you need it. Our experienced Factory Technicians specialize in stock motor modifications to offer a speedy response to customer needs.

The following pages outline current modification options performed in the Southaven, MS, Conversion Center.

Items in bold on the Quick Pick pages, are available in both Southaven and our Los Angeles Conversion Center.

**Leadtime:** Unless otherwise indicated, normal lead time is three working days or less, depending on the availability of the motor to be converted.

**Pricing:**

1. Specify the stock catalog numbers you want converted along with the name(s) of the conversion(s) required.
2. Add the "list adder" for the conversion required to the "base list price" of the motor to be converted. (See following pages for "list adders")
3. Apply the standard motor "discount symbol" multiplier level to the total list price.

**Note:** Some conversion options are "net adders." See notations in the Quick Pick and Conversion Pricing sections of this catalog.

CD20P2E — List Price:	\$2186.00	CD20P2E — List Price:	\$2186.00
Plastic Plug/Drain Added — List Adder:	\$242.00	(DS- 3CE) — Standard Multiplier:	x .50
Total List Price:	\$2428.00	Total List Price:	\$1093.00
(DS- 3CE) — Standard Multiplier:	x .50	UL <sup>®†</sup> — Net Adder:	+ \$4500.00
Net Price of Motor & Conversion:	\$1214.00	Net Price of Motor & Certificate:	\$5593.00

*\*Pricing for conversion options are subject to change without notification.*

**Returns:** Converted motors may not be returned for credit.

**Freight Terms:** Freight will be calculated according to the standard Terms and Conditions, F.O.B. Point of Conversion Center.

**Cancellation:** Conversion orders are processed as quickly as possible. Cancellations may result in additional charges to cover any work performed prior to cancellation.

**Exceptions:** Conversions listed may not be available on all single phase, cooling tower, or hazardous location products. Contact your territory manager or customer service representative when considering modifications on these types of motors.

**PHONE: 888 637 7333 FAX: 314 553 2087**

# Horizontal Motors (NEMA® Frames 56-449) Conversions & Accessories Quick Pick Chart

DISCOUNT SYMBOL: SAME AS MOTOR BEING CONVERTED

Description	Frame											
	56	140	180	210	250	280	320	360	400	444-447	449 (DP)	449 (TE)
All Cast Iron Conduit Box (CTE, CTI Only)	-	153	161	193	209	234	242	346	483	636	-	
Fan Cover (CTE, CTI Only)	-	145	161	234	371	443	467	822	1369	1530	-	
Assembly Mounting (Convert To F2,W1,W2,W3,W4)	145	145	145	145	190	190	190	215	215	215	215	
Base, Removal Of Feet (UNIMOUNT® Only)	161	161	161	161	161	161	-	-	-	-	-	
Bearings Sealed	-	174	190	203	322	322	564	564	-	-	-	
Single Shielded	-	-	-	403	483	564	-	-	-	-	-	
Roller Bearing On Drive End (CTE, TCE, JDE)	-	-	-	-	-	-	-	-	1100	1550	-	
Brakes Install Brake Kit (also add \$ of brake kit)	354	354	354	354	-	-	-	-	-	-	-	
Brake Kit: 1.5 Ft-Lb (Type UTE, UTI) *	441	441	441	-	-	-	-	-	-	-	-	
3 Ft-Lb (Type UTE, UTI) *	510	510	510	510	-	-	-	-	-	-	-	
6 Ft-Lb (Type UTE, UTI) *	607	607	607	607	-	-	-	-	-	-	-	
10 Ft-Lb (Type UTE, UTI) *	984	984	984	984	-	-	-	-	-	-	-	
15 Ft-Lb (Type UTE, UTI) *	1086	1086	1086	1086	-	-	-	-	-	-	-	
25 Ft-Lb (Type UTE, UTI) *	1086	1086	1086	1086	-	-	-	-	-	-	-	
35 Ft-Lb (Type UTE, UTI) *	-	-	2055	2055	-	-	-	-	-	-	-	
6 Ft-Lb (Type UTX)	766	766	766	766	766	-	-	-	-	-	-	
10 Ft-Lb (Type UTX)	911	911	911	911	911	-	-	-	-	-	-	
Conduit Box Accessory Conduit Box (Non-XP Only)	-	-	548	548	548	548	548	548	548	548	548	
Rotate Conduit Box	161	161	161	161	161	161	161	161	161	161	161	
Cast Iron Conduit Box (CTE, CTI Only)	-	153	161	193	209	234	242	346	483	636	-	
Oversized Conduit Box	-	-	242	242	242	242	322	322	403	403	403	
Drains (Breather/Drains) (Cast Iron TEFC Only)	-	-	-	-	-	-	-	-	-	-	-	
Stainless Steel T-Type Breather/Drain	-	-	586	586	586	586	586	586	586	586	-	
Dripcover UNIMOUNT® (Type UTE, UTI, UTF)	145	145	161	177	209	242	-	-	-	-	-	
Open Drip Proof (Type DE, DI)	-	145	161	177	209	242	274	-	-	-	-	
TEFC Cast Iron (Type CTE, CTI, CE, TCE)	-	169	282	282	282	372	372	372	677	677	-	
Division 2 Self Certified & Division 2 CSA Certified (Eng. Approval Req'd)	-	-	-	-	-	-	-	-	-	-	-	
Class I, Grps. A/B/C/D T1-T3 T-Codes On Main N/P @ 1.0 SF (On CTE, TCE and CE Models – Standard Rating ONLY)	NC	NC	NC	NC	NC	NC	NC	NC	NC	NC	-	
Class I, T-Code T1-T3C On Sep. Div. 2 Plate (Self Certified)	100	100	100	100	100	100	100	100	100	100	100	
Class I & II, T-Code T3C On Sep. Div. 2 Plate (Self Certified)	100	100	100	100	100	100	100	100	100	100	-	
Class I, T-Code T1-T3C On Sep. Div. 2 Plate (CSA)	-	100	100	100	100	100	100	100	100	100	-	
Export Boxing	(#)	(#)	(#)	(#)	(#)	(#)	(#)	(#)	(#)	(#)	(#)	
Fans, Install Uni-Directional (TEFC Only)	-	-	-	-	451	451	580	580	677	677	-	
Flanges C-Face	242	242	290	330	725	1007	1087	1176	1450	1692	-	
D-Flange	403	403	419	353	1087	1208	1369	1595	2014	2900	-	
Grease, Low Temp Grease	-	137	137	145	187	208	292	313	499	688	688	
Grease Fittings	-	-	209	209	209	209	209	322	322	322	322	
Ground Lug In Conduit Box	129	129	129	129	129	129	129	129	129	129	129	
On Frame (Cast Iron Non-XP Only)	-	-	371	371	371	371	371	371	371	371	371	
Grounding, Shaft Installed AEGIS® SGR™	-	260	260	310	310	310	385	385	575	810	1080	
C-Face with MGS Grounding Seal	-	-	-	-	-	1317	1472	1561	1946	2540	-	2941
Installed MGS SGR™	-	-	433	466	492	517	584	609	650	775	-	830
Hardware, Stainless Steel	-	-	548	548	918	918	918	1257	1257	1643	1643	
Leads Ring Type Lead Lugs	140	140	140	140	161	161	-	-	-	-	-	
Tie Back Leads	274	274	274	403	403	612	612	612	612	612	612	
Lifting Lugs	-	-	274	-	-	-	-	-	-	-	-	
Marine Duty, Below Deck	338	338	338	338	419	419	419	419	612	612	612	

(N) Net Adder

(NC) No Charge if specified at time of Motor order.

(+) Refer to Conversion Pricing Section for description.

(#) Refer to Optional Export Packing Charges Section.



# Horizontal Motors (NEMA® Frames 56-449) Conversions & Accessories Quick Pick Chart

DISCOUNT SYMBOL: SAME AS MOTOR BEING CONVERTED

Description	Frame											
	56	140	180	210	250	280	320	360	400	444-447	449 (DP)	
Nameplates Additional Duplicate Nameplate	70	70	70	70	70	70	70	70	70	70	70	70
Additional Stamping On Main Nameplate	70	70	70	70	70	70	70	70	70	70	70	70
Rotation Arrow	70	70	70	70	70	70	70	70	70	70	70	70
Shipping Tag (#6 Paper Tag)	NC	NC	NC	NC	NC	NC	NC	NC	NC	NC	NC	NC
Special I.D. Plate	70	70	70	70	70	70	70	70	70	70	70	70
Re-Nameplate (Re-Rate)	70	70	70	70	70	70	70	70	70	70	70	70
Firepump Label	5%	5%	5%	5%	5%	5%	5%	5%	5%	5%	5%	5%
Paint, Special	322	322	322	596	596	596	596	596	596	596	1176	1176
Prints & Data (Submittals) (NET ADDERS)	-	-	-	-	-	-	-	-	-	-	-	-
Standard Submittals (+)	NC	NC	NC	NC	NC	NC	NC	NC	NC	NC	NC	NC
Speed Vs. Torque & Amps Curve (Standard 100% Voltage)	NC	NC	NC	NC	NC	NC	NC	NC	NC	NC	NC	NC
Speed Vs. Torque & Amps Curve (Non-Standard, Multiple Voltages)	60	60	60	60	60	60	60	60	60	60	60	60
Speed Vs. Torque & Amps Curve (Metric)	170	170	170	170	170	170	170	170	170	170	170	170
Safe Stall Time Curve	170	170	170	170	170	170	170	170	170	170	170	170
Acceleration Time Vs. Amps Curve	170	170	170	170	170	170	170	170	170	170	170	170
Performance Curve (Standard)	NC	NC	NC	NC	NC	NC	NC	NC	NC	NC	NC	NC
Performance Curve (Non-Standard)	170	170	170	170	170	170	170	170	170	170	170	170
Performance Curve (Metric Units)	280	280	280	280	280	280	280	280	280	280	280	280
Shaft Stiffness	170	170	170	170	170	170	170	170	170	170	170	170
Torsional Analysis	170	170	170	170	170	170	170	170	170	170	170	170
Sound Power In Watts	60	60	60	60	60	60	60	60	60	60	60	60
Sound Pressure In dB @ 3 Feet	30	30	30	30	30	30	30	30	30	30	30	30
Sound Data Vs. Center Band	60	60	60	60	60	60	60	60	60	60	60	60
Customer Data Sheet	60	60	60	60	60	60	60	60	60	60	60	60
Equivalent Circuit Data	60	60	60	60	60	60	60	60	60	60	60	60
UL® Certificate	1000	1000	1000	1000	1000	1000	1000	1000	1000	1000	1000	1000
Certificate Of Conformance	60	60	60	60	60	60	60	60	60	60	60	60
Shaft Print	60	60	60	60	60	60	60	60	60	60	60	60
Shaft Print With Material Strength	220	220	220	220	220	220	220	220	220	220	220	220
Rotor Detail Print	280	280	280	280	280	280	280	280	280	280	280	280
Rotor Detail & Shaft Print	330	330	330	330	330	330	330	330	330	330	330	330
Current Pulsation Analysis	220	220	220	220	220	220	220	220	220	220	220	220
Bearing Life Calculation	150	150	150	150	150	150	150	150	150	150	150	150
Screens (ODP Only)	-	-	226	226	226	226	403	403	403	403	403	403
Shaft Seals, "Inpro® Type" On Fan End (841 PLUS® Only)	-	230	230	230	350	350	475	475	475	-	-	-
Space Heater ODP or TEFC Motors	210	210	250	320	380	420	420	480	480	480	480	480
XP Motors	-	-	500	640	760	840	840	960	960	-	-	-
Testing Short Commercial Test, Un-Witnessed	282	282	282	612	612	612	612	612	612	612	612	612
Complete Initial Test, Un-Witnessed	2457	2457	2457	3649	3649	3649	3649	3649	3649	8426	8426	8426
Complete Initial Test, Witnessed	8506	8506	8506	13782	13782	13782	13782	13782	13782	13782	13782	13782
Megger Test	756	756	756	1474	1474	1474	1474	1474	1474	1474	1474	1474
Thermal Protection, Windings	-	-	-	-	-	-	-	-	-	-	-	-
Thermostats	200	200	200	300	300	300	400	400	400	400	400	400
Thermistors	725	725	725	725	725	725	725	725	725	725	725	725
THERMA SENTRY®	1740	1740	1740	1820	1820	1820	1820	1820	1820	1820	1820	1820
Thermocouples	209	209	209	419	419	419	419	419	419	2417	2417	2417
Tropicalization / High Moisture Protection	242	242	242	354	354	354	354	612	612	612	612	612
Vector Encoder Conversion (See Page 122 - Encoder Availability)	-	-	-	-	-	-	-	-	-	-	-	-
Avtron AV32	1125	1125	1125	1125	1125	1125	1125	1125	1125	1125	1125	1125
Avtron AV56	1600	1600	1600	1600	1600	-	-	-	-	-	-	-
Avtron HS25A	1125	1125	1125	1125	1125	-	-	-	-	-	-	-
Avtron HS35A	-	-	1300	1300	1300	1300	1300	1300	1300	1300	1300	-
Dynapar HS20	1200	1200	1200	1200	1200	-	-	-	-	-	-	-
Dynapar HS35R	-	-	1530	1530	1530	1530	1530	1530	1530	1530	1530	-
Dynapar ST56	2410	2410	2410	2410	2410	2410	2410	2410	2410	2410	2410	-
EPC 25T	-	-	1300	1300	1300	1300	1300	1300	1300	1300	1300	-

(N) Net Adder  
(NC) No Charge if specified at time of Motor order.

(+) Refer to Conversion Pricing Section for description.  
(#) Refer to Optional Export Packing Charges Section.

# Horizontal Motors (TITAN® Frames 449-5800) Conversions & Accessories Quick Pick Chart

DISCOUNT SYMBOL: SAME AS MOTOR BEING CONVERTED

Description		Frame	
		449 (TE)	5000
Assembly Mounting	Convert To "F2" (Type JCE Only)	-	650
Bearings	Roller Bearing on Drive End (Type JCE Only)	1800	-
Conduit Box	Rotate 90 Degrees	100	100
Coupling	Mount Customer Half Coupling	1380	1380
Division 2 Self Certified & Division 2 CSA Certified (Eng. Approval Req'd)		-	-
	Class I, Grps. A/B/C/D T1-T3 T-Codes On Main N/P @ 1.0 SF (On JC, JCE Models – Standard Rating ONLY)	NC	NC
	Class I, T-Code T1-T3C On Sep. Div. 2 Plate (Self Certified)	100	100
	Class I & II, T-Code T3C On Sep. Div. 2 Plate (Self Certified)	100	100
	Class I, T-Code T1-T3C On Sep. Div. 2 Plate (CSA)	100	100
Export Boxing		(#)	(#)
Fans	Install Uni-Directional (TEFC Only)	830	830
Flanges	C-Face	2169	N/A
	D-Flange	2272	N/A
Ground Lug	In Conduit Box	300	300
	On Frame (Cast Iron, Non-Explosionproof Only)	300	300
Marine Duty	Below Deck (Ball Bearing Motors Only)	5%	5%
Nameplates	Additional Duplicate	70	70
	Re-Nameplate	70	70
	Special ID Nameplate	70	70
	Shipping Tag (#6 Paper Tag)	NC	NC
	Fire Pump Label (Requires Approval)	140	-
Paint, Special (Requires Approval)		5%	5%
Prints & Data	(Submittals) (NET ADDERS)	-	-
	Standard Submittals (QP)	NC	NC
	Speed Vs. Torque & Amps Curve (Standard 100% Voltage)	NC	NC
	Speed Vs. Torque & Amps Curve (Non-Standard, Multiple Voltages)	60	60
	Speed Vs. Torque & Amps Curve (Metric)	170	170
	Safe Stall Time Curve	170	170
	Acceleration Time Vs. Amps Curve	170	170
	Performance Curve (Standard)	NC	NC
	Performance Curve (Non-Standard)	170	170
	Performance Curve (Metric Units)	280	280
	Shaft Stiffness	170	170
	Torsional Analysis	170	170
	Sound Power In Watts	60	60
	Sound Pressure In dB @ 3 Feet	30	30
	Sound Data Vs. Center Band	60	60
	Customer Data Sheet	60	60
	Equivalent Circuit Data	60	60
	UL® Certificate	1000	1000
	Certificate Of Conformance	60	60
	Shaft Print	60	60
Shaft Print With Material Strength	220	220	

- (N) Net Adder
- (NC) No Charge if specified at time of Motor order.
- (+) Refer to Conversion Pricing Section for description.
- (#) Refer to Optional Export Packing Charges Section.

## Horizontal Motors (TITAN® Frames 449-5800) Conversions & Accessories Quick Pick Chart

DISCOUNT SYMBOL: SAME AS MOTOR BEING CONVERTED

Description	Frame	
	449 (TE)	5000
Prints & Data Rotor Detail Print	280	280
Rotor Detail Print	280	280
Rotor Detail & Shaft Print	330	330
Current Pulsation Analysis	220	220
Bearing Life Calculation	150	150
Space Heater (Double For Hazardous Location)	480	480
Tests		
Short Commercial Test, Un-Witnessed	380	380
Complete Initial Test, Un-Witnessed	8400	8400
Complete Initial Test, Witnessed	12150	12150
Thermal Protection, Bearings (Medium Voltage Type JC, JCE Only)	-	-
RTD's, 1/Bearing (100 Ohm)	2500	2500
Thermal Protection, Windings	-	-
Thermostats, 1/Phase	460	460
THERMA SENTRY® (SMSE)	1130	1130
Vector Encoder (Type JCBI Only)	-	-
Avtron AV32	1125	-
Avtron AV56	1600	-
Avtron HS35A	1300	-
Dynapar ST56	2410	-
Dynapar HS35R	1530	-
EPC 25T	1300	-

# Vertical Motors Conversions & Accessories Quick Pick Chart

DISCOUNT SYMBOL: SAME AS MOTOR BEING CONVERTED

Description		Frame Size									
		180	210	250	280	320	360	400	444-447	449	5000
Bearings	Extra High Thrust (175%) (#)	-	-	-	-	5%	5%	5%	5%	5%	5%
Coupling	(Change To Alternate)	NC	NC	NC	NC	NC	NC	NC	NC	NC	NC
Conduit Box	Accessory Conduit Box	901	901	901	901	901	901	901	901	901	901
	Rotate Conduit Box	235	235	235	235	235	235	235	235	235	235
	Cast Iron Conduit Box	-	-	-	-	293	469	587	704	-	-
	Size 2 Cast Iron Box	-	-	-	-	-	-	1408	1408	-	-
	Size 3 Cast Iron Box	-	-	-	-	-	-	3477	3477	3477	3477
Division 2 Self Certified & Division 2 CSA Certified (Eng. Approval Req'd)		-	-	-	-	-	-	-	-	-	-
	Class I, Grps. A/B/C/D T1-T3 T-Codes On Main N/P @ 1.0 SF	NC	NC	NC	NC	NC	NC	NC	NC	NC	-
	Class I, T-Code T1-T3C On Sep. Div. 2 Plate (Self Certified)	100	100	100	100	100	100	100	100	100	-
	Class I, T-Code T1-T3C On Sep. Div. 2 Plate (CSA)	100	100	100	100	100	100	100	100	100	-
Drains	T-Type Breather/Drain	70	70	94	94	94	117	117	117	-	-
Export Boxing	(Net Adder)	(@)	(@)	(@)	(@)	(@)	(@)	(@)	(@)	(@)	(@)
Flanges	(Change Bracket To Alternate "BD")	NC	NC	NC	NC	NC	NC	NC	NC	NC	NC
Ground Lug	In Conduit Box	108	108	108	108	108	108	108	108	108	108
Leads	(Tie Back Leads)	399	587	587	892	892	892	892	892	-	-
Nameplates	Additional Duplicate Nameplate	235	235	235	235	235	235	235	235	235	235
	Additional Stamping On Main Nameplate	235	235	235	235	235	235	235	235	235	235
	Shipping Tag (#6 Paper Tag)	NC	NC	NC	NC	NC	NC	NC	NC	NC	NC
	Special I.D. Plate	235	235	235	235	235	235	235	235	235	235
	Re-Nameplate (Re-Rate)	235	235	235	235	235	235	235	235	235	235
	Firepump Label	5%	5%	5%	5%	5%	5%	5%	5%	5%	5%
Non-Reverse Ratchet		-	-	-	-	-	-	-	-	-	-
	Bolted Coupling - Add or Remove	NC	NC	NC	NC	NC	NC	NC	NC	NC	NC
	Clockwise Non-Reverse Ratchet	-	-	-	-	469	469	469	469	1408	1408
Paint, Special		469	469	869	869	869	869	869	869	1714	1714
Prints & Data	(Submittals) (NET ADDERS)	-	-	-	-	-	-	-	-	-	-
	Standard Submittals	NC	NC	NC	NC	NC	NC	NC	NC	NC	NC
	Speed Vs. Torque & Amps Curve (Standard 100% Voltage)	NC	NC	NC	NC	NC	NC	NC	NC	NC	NC
	Speed Vs. Torque & Amps Curve (Non-Standard, Multiple Voltages)	60	60	60	60	60	60	60	60	60	60
	Speed Vs. Torque & Amps Curve (Metric)	170	170	170	170	170	170	170	170	170	170
	Safe Stall Time Curve	170	170	170	170	170	170	170	170	170	170
	Acceleration Time Vs. Amps Curve	170	170	170	170	170	170	170	170	170	170
	Performance Curve (Standard)	NC	NC	NC	NC	NC	NC	NC	NC	NC	NC
	Performance Curve (Non-Standard)	170	170	170	170	170	170	170	170	170	170
	Performance Curve (Metric Units)	280	280	280	280	280	280	280	280	280	280
	Shaft Stiffness	170	170	170	170	170	170	170	170	170	170
	Torsional Analysis	170	170	170	170	170	170	170	170	170	170
	Sound Power In Watts	60	60	60	60	60	60	60	60	60	60
	Sound Pressure In dB @ 3 Feet	30	30	30	30	30	30	30	30	30	30
	Sound Data Vs. Center Band	60	60	60	60	60	60	60	60	60	60
	Customer Data Sheet	60	60	60	60	60	60	60	60	60	60
	Equivalent Circuit Data	60	60	60	60	60	60	60	60	60	60

(N) Net Adder  
 (NC) No Charge if specified at time of Motor order.  
 (+) Refer to Conversion Pricing Section for description.

(@) Refer to Optional Export Packing Charges Section.  
 (#) Available only on Premium Efficient HOLLOWSHAFT® WPI

## Vertical Motors Conversions & Accessories Quick Pick Chart

DISCOUNT SYMBOL: SAME AS MOTOR BEING CONVERTED

Description		Frame Size									
		180	210	250	280	320	360	400	444-447	449	5000
Prints & Data	Equivalent Circuit Data	60	60	60	60	60	60	60	60	60	60
	UL <sup>®†</sup> Certificate	1000	1000	1000	1000	1000	1000	1000	1000	1000	1000
	Certificate Of Conformance	60	60	60	60	60	60	60	60	60	60
	Shaft Print	60	60	60	60	60	60	60	60	60	60
	Shaft Print With Material Strength	220	220	220	220	220	220	220	220	220	220
	Rotor Detail Print	280	280	280	280	280	280	280	280	280	280
	Rotor Detail & Shaft Print	330	330	330	330	330	330	330	330	330	330
	Current Pulsation Analysis	220	220	220	220	220	220	220	220	220	220
	Bearing Life Calculation	150	150	150	150	150	150	150	150	150	150
	Space Heater (Double Adder For Hazardous Location Motors)	477	477	512	512	596	643	643	643	1326	1326
	Steady Bushing Kit (Attached To Motor Eyebolt)	202	202	202	202	300	300	300	300	418	418
Tests	Short Commercial Test, Un-Witnessed	662	662	662	662	662	662	662	662	662	662
	Complete Initial Test, Un-Witnessed	3580	3580	5317	5317	5317	5317	5317	5317	5317	5317
Thermal Protection, Bearings (Upper Bracket) (#)		-	-	-	-	-	-	-	-	-	-
	RTD's, 10 or 120 Ohm	-	-	-	-	1338	1338	1338	1338	1338	1338
	RTD's, 100 Ohm	-	-	-	-	1338	1338	1338	1338	1338	1338
Thermal Protection, Windings		-	-	-	-	-	-	-	-	-	-
	Thermostats (Double Adder For Haz. Loc. Motors)	265	265	265	265	418	519	519	519	519	519
	Thermistors	472	472	472	472	669	669	876	876	876	876
	THERMA SENTRY <sup>®</sup>	587	587	587	587	587	587	587	1150	1150	1150
	Thermocouples	3434	3434	3434	3434	3434	3434	3434	3434	3434	3434
	Vibration Detector (#)	Robertshaw <sup>®†</sup> Model 366	-	-	-	-	1878	1878	1878	1878	-

(N) Net Adder  
 (NC) No Charge if specified at time of Motor order.  
 (+) Refer to Conversion Pricing Section for description.

(@) Refer to Optional Export Packing Charges Section.  
 (#) Available only on Premium Efficient HOLLOSHAFT<sup>®</sup> WPI

# Three Phase Modifiable NEMA<sup>®†</sup> Vertical Motors Conversion & Accessories

## Introduction and Pricing Guidelines

---

Select the base list price from the previous section.

Price adders for Accessories and Modifications that are not part of the standard product offering can be found in the following sections. Note that not all of the Accessories and Modifications are available on all product types or frame sizes. Refer to the detailed description for restrictions and guidelines of each Accessory and Modification.

All list price adders carry the same discount symbol as the base list price of the motor.

Note that some adders are net adders.

Percentage adders are percent of the base list price, unless otherwise noted.

Refer to NMC for product lead times.

Refer to Terms & Conditions of sale on page xi.

Prices and information subject to change without notice.

Round total list price to the nearest dollar.

All prices are in U.S. dollars.

Some Accessories and Modifications will require a larger than standard frame size. All adders to be based on confirmed frame size.



# Horizontal Motors Conversions & Accessories

## Descriptions & Adders

DISCOUNT SYMBOL: SAME AS MOTOR BEING CONVERTED

### All Cast Iron Construction

#### Cast Iron Conduit Box

Frame:	56	140	180	210	250	280	320	360	400	444-447	449(DP)	449(TE)	5000
Adder:	-	153	161	193	209	234	242	346	483	636	-	-	-

Replacement of steel conduit box with cast iron version.

Available on Hostile Duty Motors (Types CTE, CTI)

#### Cast Iron Fan Cover

Frame:	56	140	180	210	250	280	320	360	400	444-447	449(DP)	449(TE)	5000
Adder:	-	145	161	234	371	443	467	822	1369	1530	-	-	-

Replacement of steel (or plastic) fan cover with cast iron version.

Available on Hostile Duty Motors (Types CTE, CTI)

### Assembly Mounting

Frame:	56	140	180	210	250	280	320	360	400	444-447	449(DP)	449(TE)	5000
Adder:	145	145	145	145	190	190	190	215	215	215	215	-	650

Convert standard F1 Assembly to F2, W1, W2, W3 or W4 assembly. Involves repositioning output shaft to achieve proper configuration.

F1 to F2 UNIMOUNT® base must be repositioned for correct "BA" Dimension.

Not available on 180-250 frame flange mount (C or D Flange) UNIMOUNT®.

Availability:

Limited availability on 180-320 frame ODP.

56-140 Frame: Very limited availability.

Contact your NMC Technical Representative prior to quoting.

180-447 Frame: available on ODP, TEFC & Explosionproof Motors.449 Frame: available on ODP only.5000 Frame: available on type JDE, R & RS only.

### Base, Removal of Feet

Frame:	56	140	180	210	250	280	320	360	400	444-447	449(DP)	449(TE)	5000
Adder:	161	161	161	161	161	161	-	-	-	-	-	-	-

For flange mount (C or D Flange) motors, involves removal of bolt-on base.

Contact your NMC Technical Representative for availability on 56 &amp; 140 frame

Available on UNIMOUNT® Motors 180 frame &amp; larger.

UNIMOUNT® motors (some 56 &amp; 140 frames have welded bases).

UTE, UTI, UT4 - welded, non-removable base.

### Bearings

#### Sealed

Frame:	56	140	180	210	250	280	320	360	400	444-447	449(DP)	449(TE)	5000
Adder:	-	174	190	203	322	322	564	564	-	-	-	-	-

Includes replacing the standard bearings with sealed bearings, and replacing the grease fittings with plugs. Most 180-360 frame motors have shielded bearings as standard.

Available on ODP, TEFC and Explosionproof enclosures. UNIMOUNT (TEFC) 140-280 frames only (Not Close-Coupled Pump)

#### Roller Bearing On Drive End

Frame:	56	140	180	210	250	280	320	360	400	444-447	449(DP)	449(TE)	5000
Adder:	-	-	-	-	-	-	-	-	\$1100	\$1550	-	\$1800	-

Includes replacing the standard drive end bearing with a roller bearing.

Not offered for 2 pole ratings &amp; not offered for Cooling Tower ratings

Not offered for 2 pole ratings &amp; not offered for Cooling Tower ratings

# Horizontal Motors Conversions & Accessories

## Descriptions & Adders

DISCOUNT SYMBOL: SAME AS MOTOR BEING CONVERTED

### Brakes

#### Install Brake Kit (Must also add the price of the brake kit)

<b>Frame:</b>	56	140	180	210	250	280	320	360	400	444-447	449(DP)	449(TE)	5000
<b>Adder:</b>	(QP)	(QP)	(QP)	(QP)	(QP)	-	-	-	-	-	-	-	-

Use the above adder PLUS list price of the brake kit. Refer to the Quick Pick chart, or "Kits" section for brake kits prices.

Available on UNIMOUNT® motors (Type UTE, UTI) 56-210 frame. Involves removal of fan guard and adding stub shaft with brake and adaptor.

Available on UNIMOUNT® motors (Type UTNX) 56-250 frame and (Type CTNI) 180-250.

### Conduit Boxes

#### Accessory Conduit Box

<b>Frame:</b>	56	140	180	210	250	280	320	360	400	444-447	449(DP)	449(TE)	5000
<b>Adder:</b>	-	-	548	548	548	548	548	548	548	548	548	-	-

A conduit can be added to the main motor conduit box for routing of accessory leads.

Available on ODP and TEFC (not Explosionproof) ratings.

#### Rotate Conduit Box

<b>Frame:</b>	56	140	180	210	250	280	320	360	400	444-447	449(DP)	449(TE)	5000
<b>Adder:</b>	161	161	161	161	161	161	161	161	161	161	161	100	100

Standard motors have lead opening facing down (toward motor feet). Includes rotating the conduit box so the lead opening is facing the desired direction. Specify direction of lead opening: Facing up (away from motor feet); Facing pulley end (shaft end); Facing short end (fan end)

#### Oversized Conduit Box

<b>Frame:</b>	56	140	180	210	250	280	320	360	400	444-447	449(DP)	449(TE)	5000
<b>Adder:</b>	-	-	242	242	242	242	322	322	403	403	403	-	-

Includes mounting the conduit box on the motor (for motors that have the conduit box shipped loose).

Corro-duty: 180-447 frames

841 PLUS®: 180-400 frames (excluding 210 frame)

Hostile Duty: 210-447 frames

ODP: 180-447 frames

Automotive Duty: 180-447 frames (excluding 210 frame)

Steel Edge: 180-250 frames

# Horizontal Motors Conversions & Accessories

## Descriptions & Adders

DISCOUNT SYMBOL: SAME AS MOTOR BEING CONVERTED

### Drains

#### Stainless Steel T-Type Breather/Drain

Frame:	56	140	180	210	250	280	320	360	400	444-447	449(DP)	449(TE)	5000
Adder:	-	-	586	586	586	586	586	586	586	586	-	-	-

Install stainless steel T-type breather/drains in place of standard drains.

Available on 180-440 frame cast iron enclosed motors.

### Dripcover / Canopy Cap

#### TEFC UNIMOUNT® (Type UTE, UTI, UTF)

Frame:	56	140	180	210	250	280	320	360	400	444-447	449(DP)	449(TE)	5000
Adder:	145	145	161	177	209	242	-	-	-	-	-	-	-

Install dripcover kit for vertical shaft-down mounting.

#### Open Drip Proof (Type DE, DI)

Frame:	56	140	180	210	250	280	320	360	400	444-447	449(DP)	449(TE)	5000
Adder:	-	145	161	177	209	242	274	-	-	-	-	-	-

Install dripcover kit for vertical shaft-down mounting.

#### TEFC Cast Iron (Type CTE, CTI, CE, TCE)

Frame:	56	140	180	210	250	280	320	360	400	444-447	449(DP)	449(TE)	5000
Adder:	-	169	282	282	282	372	372	372	677	677	-	-	-

Install dripcover kit for vertical shaft-down mounting.

Not available on most 320-360 frame TEFC motors.

On Hostile Duty 180 or 210 frame, fan cover is also changed to Cast Iron

On Explosionproof 210 frame, fan cover is also changed to Cast Iron

### Division 2 Self Certified & Division 2 CSA<sup>®†</sup> Certified

#### (+) Refer To The Charts Below For Pricing

Frame:	56	140	180	210	250	280	320	360	400	444-447	449(DP)	449(TE)	5000
Adder:	(+)	(+)	(+)	(+)	(+)	(+)	(+)	(+)	(+)	(+)	(+)	(+)	(+)

The following restrictions apply:

Not available (not applicable) on UL<sup>®†</sup> Listed Hazardous Location motors.

Must use energy or premium efficient motors.

Class II not available on ODP motors or CSA<sup>®†</sup> Division 2.

Contact an NMC Technical Representative to confirm availability.

Temp codes T-4 to T-6 not available.

Group E not available.

Inverter duty limited to T1-T3.

Zone 2 markings are available on separate Division 2 nameplate options.

#### Class I, Grps. A/B/C/D T1-T3 T-Codes On Main N/P @ 1.0 SF (On CTE, TCE, CE and JCE Models – Standard Rating ONLY)

Frame:	56	140	180	210	250	280	320	360	400	444-447	449(DP)	449(TE)	5000
Adder:	-	NC	NC	NC	NC	NC	NC	NC	NC	NC	-	NC	NC

Contact an NMC Technical Representative to confirm availability.

# Horizontal Motors Conversions & Accessories

## Descriptions & Adders

DISCOUNT SYMBOL: SAME AS MOTOR BEING CONVERTED

### Division 2 Self Certified & Division 2 CSA<sup>®†</sup> Certified (continued)

#### Class I, T-Code T1-T3C On Sep. Div. 2 Plate (Self Certified)

Frame:	56	140	180	210	250	280	320	360	400	444-447	449(DP)	449(TE)	5000
Adder:	100	100	100	100	100	100	100	100	100	100	100	100	100

Contact an NMC Technical Representative to confirm availability.

#### Class I & II, T-Code T3C On Sep. Div. 2 Plate (Self Certified)

Frame:	56	140	180	210	250	280	320	360	400	444-447	449(DP)	449(TE)	5000
Adder:	100	100	100	100	100	100	100	100	100	100	-	100	100

Contact an NMC Technical Representative to confirm availability.

Group E is not available

Class II is not available on Open Drip Proof (ODP) motors

#### Class I, T-Code T1-T3C On Sep. Div. 2 Plate (CSA)

Frame:	56	140	180	210	250	280	320	360	400	444-447	449(DP)	449(TE)	5000
Adder:	-	100	100	100	100	100	100	100	100	100	-	100	100

Contact an NMC Technical Representative to confirm availability.

CSA is not available on Open Drip Proof (ODP) motors

### Export Boxing

Frame:	56	140	180	210	250	280	320	360	400	444-447	449(DP)	449(TE)	5000
Adder:	(#)	(#)	(#)	(#)	(#)	(#)	(#)	(#)	(#)	(#)	(#)	(#)	(#)

Product is boxed, packaged or crated as required for under deck exporting.

(#) Refer to Optional Export Packing Charges Section.

### Fans, Install Uni-Directional

Frame:	56	140	180	210	250	280	320	360	400	444-447	449(DP)	449(TE)	5000
Adder:	-	-	-	-	451	451	580	580	677	677	-	830	-

Replace one-directional (CCW) with one-directional (CW) fan if the fan is available.

Specify desired rotation, when viewed from opposite drive end of motor.

Available on Totally Enclosed Fan Cooled (TEFC) motors.

### Flanges

#### C-Face

Frame:	56	140	180	210	250	280	320	360	400	444-447	449(DP)	449(TE)	5000
Adder:	242	242	290	330	725	1007	1087	1176	1450	1692	-	2169	-

Removal of standard end shield and replaced with C-Face.

Available on UNIMOUNT<sup>®</sup>, Hostile Duty, CORRO-DUTY<sup>®</sup>, Automotive Duty & 841 PLUS<sup>®</sup> motors.

140-250 frame will have non-NEMA<sup>®†</sup> "BA" dimension.

#### D-Flange

Frame:	56	140	180	210	250	280	320	360	400	444-447	449(DP)	449(TE)	5000
Adder:	403	403	419	353	1087	1208	1369	1595	2014	2900	-	2272	-

Removal of standard end shield and replaced with D-Flange.

Available on UNIMOUNT<sup>®</sup>, Hostile Duty, CORRO-DUTY<sup>®</sup>, Automotive Duty & 841 PLUS<sup>®</sup> motors.

## Horizontal Motors Conversions & Accessories Descriptions & Adders

DISCOUNT SYMBOL: SAME AS MOTOR BEING CONVERTED

### Grease, Low Temp Grease

Frame:	56	140	180	210	250	280	320	360	400	444-447	449(DP)	449(TE)	5000
Adder:	-	137	137	145	187	208	292	313	499	688	688	-	-

Purge and repack lubricant in end shields with Mobil® 28 grease, or equivalent, with temperature range of -65°F to 350°F.

Available on motors with shielded or open bearings.

### Grease Fittings

Frame:	56	140	180	210	250	280	320	360	400	444-447	449(DP)	449(TE)	5000
Adder:	-	-	209	209	209	209	209	322	322	322	322	-	-

Replace grease plugs on motors so equipped with hydraulic grease fittings on inlets and pressure reliefs on grease drains.

Not available on Explosionproof motors.

### Ground Lug

#### In Conduit Box

Frame:	56	140	180	210	250	280	320	360	400	444-447	449(DP)	449(TE)	5000
Adder:	129	129	129	129	129	129	129	129	129	129	129	300	300

Addition of ground lug in main motor conduit box.

#### On Frame

Frame:	56	140	180	210	250	280	320	360	400	444-447	449(DP)	449(TE)	5000
Adder:	-	-	371	371	371	371	371	371	371	371	371	300	300

Addition of drilled and tapped hole on conduit box side of frame and installation of a bronze grounding screw.

Available on non-Explosionproof cast iron ratings only.

### Grounding, Shaft

#### Installed AEGIS®† SGR™

Frame:	56	140	180	210	250	280	320	360	400	444-447	449(DP)	449(TE)	5000
Adder:	-	260	260	310	310	310	385	385	575	810	1080	-	-

UNIMOUNT® and ODP - drive end only. ODP Flanged or Close Coupled Pump: 280 frame and smaller.

Not offered on Hazardous Location motors

Not offered on Cooling Tower motors and models with "TS" shaft extension

#### C-Face with MGS Grounding Seal

Frame:	56	140	180	210	250	280	320	360	400	444-447	449(DP)	449(TE)	5000
Adder:	-	-	-	-	-	1317	1472	1561	1946	2540	-	2941	-

Only available on Cast Iron Accu-Torq CTI, TCI, TCBI (CT)

#### Installed MGS SGR™

Frame:	56	140	180	210	250	280	320	360	400	444-447	449(DP)	449(TE)	5000
Adder:	-	-	433	466	492	517	584	609	650	775	-	830	-

Available on 841 Plus

### Hardware, Stainless Steel

Frame:	56	140	180	210	250	280	320	360	400	444-447	449(DP)	449(TE)	5000
Adder:	-	-	548	548	918	918	918	1257	1257	1643	1643	-	-

Replacement of all external hardware with grade 5 stainless steel (standard hardware is zinc plated).

Available on non-Explosionproof cast iron enclosed motors.

# Horizontal Motors Conversions & Accessories

## Descriptions & Adders

DISCOUNT SYMBOL: SAME AS MOTOR BEING CONVERTED

### Leads

#### Ring Type Lead Lugs

<b>Frame:</b>	56	140	180	210	250	280	320	360	400	444-447	449(DP)	449(TE)	5000
<b>Adder:</b>	140	140	140	140	161	161	-	-	-	-	-	-	-

Addition of ring type lead lugs on 56-250 frame motors.  
Crimp type lead lugs are standard on all 280 frame & larger.

#### Tie Back Leads

<b>Frame:</b>	56	140	180	210	250	280	320	360	400	444-447	449(DP)	449(TE)	5000
<b>Adder:</b>	274	274	274	403	403	612	612	612	612	612	612	-	-

Reconnect dual voltage 9-lead or 12-lead motors to 3-lead single voltage. Tie back and connect leads inside frame for single voltage 3-lead conduit box connections.  
Specify desired voltage when ordering.  
Available on non-Explosionproof motors.

#### Lifting Lugs

<b>Frame:</b>	56	140	180	210	250	280	320	360	400	444-447	449(DP)	449(TE)	5000
<b>Adder:</b>	-	-	274	-	-	-	-	-	-	-	-	-	-

Addition of lifting lugs to motors normally not supplied with them.  
Currently only available on 180 frame premium efficient ODP motors (Type DE).

#### Marine Duty

<b>Frame:</b>	56	140	180	210	250	280	320	360	400	444-447	449(DP)	449(TE)	5000
<b>Adder:</b>	338	338	338	338	419	419	419	419	612	612	612	5%	5%

Conversion of standard product to IEEE-45 below deck standards. Includes addition of screens (on ODP motors), lead terminals, high moisture winding treatment and rerate to 50°C ambient, 1.0 service factor. Motors will NOT include USCG documentation.  
Not available on TITAN® sleeve bearing motors.

### Nameplates

#### Additional Duplicate Nameplate

<b>Frame:</b>	56	140	180	210	250	280	320	360	400	444-447	449(DP)	449(TE)	5000
<b>Adder:</b>	70	70	70	70	70	70	70	70	70	70	70	70	70

An additional duplicate nameplate for mounting on customer equipment. These additional nameplates cannot be supplied with CSA<sup>®</sup> or UL<sup>®</sup> logos.

#### Additional Stamping On Main Nameplate

<b>Frame:</b>	56	140	180	210	250	280	320	360	400	444-447	449(DP)	449(TE)	5000
<b>Adder:</b>	70	70	70	70	70	70	70	70	70	70	70	-	-

The main motor nameplate can be stamped with limited customer tagging information (20 characters max).

#### Rotation Arrow

<b>Frame:</b>	56	140	180	210	250	280	320	360	400	444-447	449(DP)	449(TE)	5000
<b>Adder:</b>	70	70	70	70	70	70	70	70	70	70	70	-	-

Metal plate mounted on motor with arrow showing direction of rotation. Customer must specify required direction of rotation:  
Counter clockwise facing opposite drive end  
Clockwise facing opposite drive end  
Supplied as standard on motors with uni-directional fans.

#### Shipping Tag (#6 Paper Tag)

<b>Frame:</b>	56	140	180	210	250	280	320	360	400	444-447	449(DP)	449(TE)	5000
<b>Adder:</b>	NC	NC	NC	NC	NC	NC	NC	NC	NC	NC	NC	NC	NC

A #6 paper shipping tag, with customer tagging information, can be supplied at no charge when specified at time of motor order.



# Horizontal Motors Conversions & Accessories

## Descriptions & Adders

DISCOUNT SYMBOL: SAME AS MOTOR BEING CONVERTED

### Nameplates *(continued)*

#### Special I.D. Plate

Frame:	56	140	180	210	250	280	320	360	400	444-447	449(DP)	449(TE)	5000
Adder:	70	70	70	70	70	70	70	70	70	70	70	70	70

Special identification plates can be mounted on the motor with limited customer specified tagging information (100 characters max).

#### Re-Nameplate (Re-Rate)

Frame:	56	140	180	210	250	280	320	360	400	444-447	449(DP)	449(TE)	5000
Adder:	70	70	70	70	70	70	70	70	70	70	70	70	70

Motors can be re-nameplated (after approval) for alternate ratings. Changes in horsepower, altitude, ambient, voltage, frequency, etc.

Contact an NMC Technical Representative for approval prior to quoting.

#### Firepump Label

Frame:	56	140	180	210	250	280	320	360	400	444-447	449(DP)	449(TE)	5000
Adder:	5%	5%	5%	5%	5%	5%	5%	5%	5%	5%	5%	140	-

UL<sup>®</sup> Listed (File E187977) firepump motors are designed per UL-1004A<sup>®</sup> and meet the NFPA-20<sup>®</sup> "Standard for the Installation of Centrifugal Fire Pump Spec". This conversion is to add the firepump label.

Contact your NMC Technical Representative with exact rating to confirm that it meets the firepump requirements.

### Paint, Special

Frame:	56	140	180	210	250	280	320	360	400	444-447	449(DP)	449(TE)	5000
Adder:	322	322	322	322	596	596	596	596	596	596	1176	5%	5%

Fire Pump Red color only

### Prints & Data (Submittals)

#### (Net Adders)

Frame:	56	140	180	210	250	280	320	360	400	444-447	449(DP)	449(TE)	5000
Adder:	(QP)	(QP)	(QP)	(QP)	(QP)	(QP)	(QP)	(QP)	(QP)	(QP)	(QP)	(QP)	(QP)

Submittals adders are NET ADDERS. (QP) refer to Vertical motors quick pick chart.

The following submittals are considered standard submittals, and are available at no charge if requested at time of motor order:

- Certified Dimension Print
- Performance Data
- Nameplate Data
- Instruction Manual
- Wiring Diagram
- Parts List
- Recommended Spare Parts
- Conduit Box Details
- Paint Specification
- Rotor Air Gap (Calculated)
- Rotor Inertia
- Cut Sheets For Accessories

### Screens

Frame:	56	140	180	210	250	280	320	360	400	444-447	449(DP)	449(TE)	5000
Adder:	-	-	226	226	226	226	226	403	403	403	403	-	STD

Addition of rodent screens to ventilation openings on Open Drip Proof motors.

### Sealant, RTV

Frame:	56	140	180	210	250	280	320	360	400	444-447	449(DP)	449(TE)	5000
Adder:	145	145	145	193	258	258	322	322	354	354	354	-	-

Silicon sealant applied to registers between the end bracket and frame and/or under bolt heads to prevent contaminants from entering the motor.

841 PLUS<sup>®</sup> and Cooling Tower ratings only

### Shaft Seals, Inpro<sup>®†</sup> Type

Frame:	56	140	180	210	250	280	320	360	400	444-447	449(DP)	449(TE)	5000
Adder:	-	-	-	-	-	-	-	-	-	-	-	-	-

Inpro<sup>®†</sup> seal is standard on both ends of 841 PLUS<sup>®</sup> non-flanged motors.

- Inpro<sup>®†</sup> seal is standard on both ends of 841 PLUS<sup>®</sup> non-flanged motors.
- Can be added to Cooling Tower ratings if shaft up assembly position

### Space Heaters

#### ODP or TEFC Motors

Frame:	56	140	180	210	250	280	320	360	400	444-447	449(DP)	449(TE)	5000
Adder:	210	210	250	250	320	380	420	420	480	480	480	480	480

#### XP Motors

Frame:	56	140	180	210	250	280	320	360	400	444-447	449(DP)	449(TE)	5000
Adder:	-	-	-	500	640	760	840	840	960	960	-	-	-

Space heaters are installed to prevent moisture condensation in the motor during times the motor is not running. NMC uses silicon rubber strip-type heaters manufactured by sandwiching a resistance wire network between two pieces of high-temperature silicon rubber and bonding the pieces together. Heaters are sized to provide approximately 10°C temperature rise above the ambient temperature.

Heaters are placed on the end turns of the motor winding. Heaters are of the low density type, which yields low surface temperature and long life. Heaters are single phase, rated 60 or 50 Hertz.

Space Heaters are available in the following voltages:

115, 230 & 460 Volt

230 Volt operated at 115 Volt (not offered for XP motors)

### Testing

#### Short Commercial Test, Un-Witnessed

Frame:	56	140	180	210	250	280	320	360	400	444-447	449(DP)	449(TE)	5000
Adder:	282	282	282	282	612	612	612	612	612	612	612	380	380

A Short Commercial Test, per NEMA<sup>®†</sup> MG-1 Part 12, consists of no load current, locked rotor current (performed at reduced voltage, typically 25-50%), winding resistance, high potential, and bearing inspection. A test report is provided to the customer.

#### Complete Initial Test, Un-Witnessed

Frame:	56	140	180	210	250	280	320	360	400	444-447	449(DP)	449(TE)	5000
Adder:	2457	2457	2457	2457	3649	3649	3649	3649	3649	3649	3649	5230	8400

A Complete Initial Test consists of full load heat run, percent slip, no load current, full load current, locked rotor current, locked rotor torque, breakdown torque (calculated), efficiency & power factor at 100%, 75% & 50% full load, winding resistance, high potential, and bearing inspection. This test is performed in accordance with IEEE 112 Method B. A test report is provided to the customer. Motor will be shipped to an NMC facility with a calibrated lab for testing and will require additional leadtime.

Contact an NMC Technical Representative for availability and leadtime.

#### Complete Initial Test, Witnessed

Frame:	56	140	180	210	250	280	320	360	400	444-447	449(DP)	449(TE)	5000
Adder:	8506	8506	8506	8506	13782	13782	13782	13782	13782	13782	13782	7860	12150

A Complete Initial Test, as described above, performed in the presence of a Witness. Motor will be shipped to an NMC facility with a calibrated lab for testing and will require additional leadtime. Scheduling must be coordinated with the test facility.

Contact an NMC Technical Representative for availability and leadtime.

# Horizontal Motors Conversions & Accessories

## Descriptions & Adders

DISCOUNT SYMBOL: SAME AS MOTOR BEING CONVERTED

### Testing *(continued)*

#### Megger Test

Frame:	56	140	180	210	250	280	320	360	400	444-447	449(DP)	449(TE)	5000
Adder:	756	756	756	756	1474	1474	1474	1474	1474	1474	1474	-	-

### Thermal Protection, Windings

#### Thermostats

Frame:	56	140	180	210	250	280	320	360	400	444-447	449(DP)	449(TE)	5000
Adder:	200	200	200	200	300	300	300	400	400	400	400	460	460

Thermostats: Snap action, bi-metallic, temperature actuated switches installed on the end-turns of the motor winding. Their purpose is to activate a warning device or shut down the motor upon excessive winding temperatures. Standard arrangement is addition of 2 or 3 thermostats to the winding end-turns, connected in series with the leads brought out to the main motor conduit box.

The following options are available:

TW01 Thermostats, normally closed

TW02 Thermostats, normally open

TW06 Thermostats, normally closed, hermetically sealed

Not offered on XP motors

#### Thermistors

Frame:	56	140	180	210	250	280	320	360	400	444-447	449(DP)	449(TE)	5000
Adder:	725	725	725	725	725	725	725	725	725	725	725	-	-

Thermistors: Non-linear resistance temperature detector made from semi-conductor material. Standard arrangement is Q-3 positive temperature coefficient (PTC) type on winding end-turns with leads brought out to the main motor conduit box.

Available on non-Explosionproof motors.

The following options are available:

TW10 Thermistors (PTC Type), Siemens®, 6 leads out

#### THERMA SENTRY®

Frame:	56	140	180	210	250	280	320	360	400	444-447	449(DP)	449(TE)	5000
Adder:	1740	1740	1740	1740	1820	1820	1820	1820	1820	1820	1820	1130	1130

THERMA SENTRY®: Complete protection system consisting of three thermistors and a solid state control module (shipped loose for customer mounting). It will protect the motor for locked rotor, starting overload, running overload, abnormally high ambient temperatures, voltage unbalance, high or low voltages, ventilation failure, and single phasing.

Available on non-Explosionproof motors.

The following options are available:

TW20 THERMA SENTRY®, 115/230V, SMSE, normally closed contact

(SMSE = separately mounted, separately excited control module)

#### Thermocouples

Frame:	56	140	180	210	250	280	320	360	400	444-447	449(DP)	449(TE)	5000
Adder:	209	209	209	209	419	419	419	419	419	419	2417	-	-

Thermocouples: A pair of dissimilar conductors so joined at one point that an electromotive force is developed by the thermoelectric effects. Standard arrangement is addition of thermocouples to the winding end-turns with leads brought out to the main motor conduit box.

Available on non-Explosionproof motors.

The following options are available:

TW32 Thermocouples, Iron Constantan (Type J)

### Tropicalization / High Moisture Protection

Frame:	56	140	180	210	250	280	320	360	400	444-447	449(DP)	449(TE)	5000
Adder:	242	242	242	242	354	354	354	354	612	612	612	-	-

Winding coated with Dolph® polyurethane for superior protection in high moisture environments.

Not available on Titan non-Marine Duty or Cooling Tower ratings

## Vector Encoder Conversion

### Encoder

<b>Frame:</b>	56	140	180	210	250	280	320	360	400	444-447	449(DP)	449(TE)	5000
<b>Adder:</b>	(QP)	(QP)	(QP)	(QP)	(QP)	(QP)	(QP)	(QP)	(QP)	(QP)	-	(QP)	-

To convert an inverter duty motor (Type UTNX, UTNI, UTI, CTI, TCBX, or JEBX) to include an encoder. See page 122 for Encoder Availability.

## Integral Horsepower Motor Type Code Identification Chart Horizontal Motors

Type Code	Motor Description	Phase	Efficiency
CE	841 PLUS®	Three Phase	Premium Efficient
CTE	Hostile Duty TEFC	Three Phase	Premium Efficient
CTI	Hostile Duty TEFC	Three Phase	Inverter Duty
FCT	Hostile Duty TEFC	Three Phase	Energy Efficient
DE, RE	Open Drip Proof	Three Phase	Premium Efficient
FUT	UNIMOUNT® TEFC	Three Phase	Energy Efficient
JDE	Automotive Duty	Three Phase	Energy Efficient
TCE	CORRO-DUTY® TEFC	Three Phase	Premium Efficient
TCI	CORRO-DUTY® TEFC	Three Phase	Inverter Duty
UT	UNIMOUNT® TEFC	Three Phase	Standard Efficient
UTE	UNIMOUNT® TEFC	Three Phase	Premium Efficient
UTF	UNIMOUNT® TEFC, Footless	Three Phase	Standard Efficient

## Vertical Motors Conversions & Accessories Descriptions & Adders

DISCOUNT SYMBOL: SAME AS MOTOR BEING CONVERTED

### Bearings

#### Extra High Thrust (175%)

Frame:	180	210	250	280	320	360	400	444-447	449	5000
Adder:	-	-	-	-	5%	5%	5%	5%	5%	5%

Available only on Premium Efficient Vertical HOLLOSHAFT® WPI (Type RUS, RUSI, RUE &amp; RUEI).

### Coupling

#### Change to Alternate Coupling Size

Frame:	180	210	250	280	320	360	400	444-447	449	5000
Adder:	NC	NC	NC	NC	NC	NC	NC	NC	NC	NC

Standard drive coupling can be changed to an alternate size at no charge, if specified at time of motor order.

### Conduit Boxes

#### Accessory Conduit Box

Frame:	180	210	250	280	320	360	400	444-447	449	5000
Adder:	901	901	901	901	901	901	901	901	901	901

A conduit can be added to the main motor conduit box for routing of accessory leads. Available on WPI and TEFC ratings.

#### Rotate Conduit Box

Frame:	180	210	250	280	320	360	400	444-447	449	5000
Adder:	235	235	235	235	235	235	235	235	235	235

Standard conduit box has lead opening facing down. This conversion includes rotating the conduit box so the lead opening is facing the desired direction. Specify direction of lead opening: Facing up; Facing left (when facing the conduit box); Facing right (when facing the conduit box)

Available at no charge if specified at time of order placement.

#### Cast Iron Conduit Box

Frame:	180	210	250	280	320	360	400	444-447	449	5000
Adder:	-	-	-	-	293	469	587	704	-	-

Replacement of steel conduit box with cast iron version.

Available on HOLLOSHAFT®, 320 frame and larger.

#### Size 2 Cast Iron Box (1-3.5 NPT Openings)

Frame:	180	210	250	280	320	360	400	444-447	449	5000
Adder:	-	-	-	-	-	-	1408	1408	-	-

#### Size 3 Cast Iron Box (2-3.5 NPT Openings)

Frame:	180	210	250	280	320	360	400	444-447	449	5000
Adder:	-	-	-	-	-	-	3477	3477	3477	3477

### Division 2 Self Certified & Division 2 CSA<sup>®†</sup> Certified

#### (+) Refer To The Charts Below For Pricing

Frame:	180	210	250	280	320	360	400	444-447	449	5000
Adder:	(+)	(+)	(+)	(+)	(+)	(+)	(+)	(+)	-	-

The following restrictions apply:

Contact an NMC Technical Representative to confirm availability.

Inverter suitability limited to T1-T3 T-codes.

Zone 2 markings available on separate Division 2 nameplate options.

Only Available on TEFC TUS, JUE, TVCS &amp; TCEF Motor Types models.

Class II not available

Temp codes T-4 to T-6 not available.

# Vertical Motors Conversions & Accessories

## Descriptions & Adders

DISCOUNT SYMBOL: SAME AS MOTOR BEING CONVERTED

### Division 2 Self Certified & Division 2 CSA<sup>®†</sup> Certified (continued)

Class I, Grps. A/B/C/D T1-T3 T-Codes On Main N/P @ 1.0 SF (On TUS, JUE, TVCS & TCEF Models – Standard Rating ONLY)

Frame:	180	210	250	280	320	360	400	444-447	449	5000
Adder:	NC	NC	NC	NC	NC	NC	NC	NC	NC	-

Contact an NMC Technical Representative to confirm availability.

### Class I, T-Code T1-T3C on Separate Division 2 Plate (Self Certified)

Frame:	180	210	250	280	320	360	400	444-447	449	5000
Adder:	100	100	100	100	100	100	100	100	100	-

Contact an NMC Technical Representative to confirm availability.

### Class I, T-Code T1-T3C On Separate CSA Division 2 Plate (CSA)

Frame:	180	210	250	280	320	360	400	444-447	449	5000
Adder:	100	100	100	100	100	100	100	100	100	-

Contact an NMC Technical Representative to confirm availability.

## Drains (Breather/Drains)

### T-Type Breather/Drain

Frame:	180	210	250	280	320	360	400	444-447	449	5000
Adder:	70	70	94	94	94	117	117	117	-	-

Install T-Type breather/drains in place of standard drains.

Available on 180-447 frame cast iron enclosed motors.

## Export Boxing

Frame:	180	210	250	280	320	360	400	444-447	449	5000
Adder:	(@)	(@)	(@)	(@)	(@)	(@)	(@)	(@)	(@)	(@)

Product is boxed, packaged or crated as required for under deck exporting.

(@) Refer to Optional Export Packing Charges Section.

## Flanges

### Change P-Base Bracket to Alternate "BD" Dimension

Frame:	180	210	250	280	320	360	400	444-447	449	5000
Adder:	NC	NC	NC	NC	NC	NC	NC	NC	NC	NC

Replace standard "P" base bracket with one of different "BD" dimension.

Available at no charge if specified at time of motor order.

## Ground Lug

### In Conduit Box

Frame:	180	210	250	280	320	360	400	444-447	449	5000
Adder:	108	108	108	108	108	108	108	108	108	108

Addition of ground lug in main motor conduit box.



# Vertical Motors Conversions & Accessories

## Descriptions & Adders

DISCOUNT SYMBOL: SAME AS MOTOR BEING CONVERTED

### Leads

#### Tie Back Leads

Frame:	180	210	250	280	320	360	400	444-447	449	5000
Adder:	399	587	587	892	892	892	892	892	892	-

Reconnect dual voltage 9-lead or 12-lead motors to 3-lead single voltage. Tie back and connect leads inside frame for single voltage 3-lead conduit box connections. Specify desired voltage when ordering.

### Nameplates

#### Additional Duplicate Nameplate

Frame:	180	210	250	280	320	360	400	444-447	449	5000
Adder:	235	235	235	235	235	235	235	235	235	235

An additional duplicate nameplate for mounting on customer equipment. These additional nameplates cannot be supplied with CSA<sup>®</sup> or UL<sup>®</sup> logos.

#### Additional Stamping On Main Nameplate

Frame:	180	210	250	280	320	360	400	444-447	449	5000
Adder:	235	235	235	235	235	235	235	235	235	235

The main motor nameplate can be stamped with limited customer tagging information (20 characters max).

#### Shipping Tag (#6 Paper Tag)

Frame:	180	210	250	280	320	360	400	444-447	449	5000
Adder:	NC	NC	NC	NC	NC	NC	NC	NC	NC	NC

A #6 paper shipping tag, with customer tagging information, can be supplied at no charge when specified at time of motor order.

#### Special I.D. Plate

Frame:	180	210	250	280	320	360	400	444-447	449	5000
Adder:	235	235	235	235	235	235	235	235	235	235

Special identification plates can be mounted on the motor with limited customer specified tagging information (100 characters max).

#### Re-Nameplate (Re-Rate)

Frame:	180	210	250	280	320	360	400	444-447	449	5000
Adder:	235	235	235	235	235	235	235	235	235	235

Motors can be re-nameplated (after approval) for alternate ratings. Changes in horsepower, altitude, ambient, voltage, frequency, etc.

Contact an NMC Technical Representative for approval prior to quoting.

#### Firepump Label

Frame:	180	210	250	280	320	360	400	444-447	449	5000
Adder:	5%	5%	5%	5%	5%	5%	5%	5%	5%	5%

Percentage adders are percent of base list price. UL<sup>®</sup> Listed (File E187977) firepump motors are designed per UL-1004A<sup>®</sup> and meet the NFPA-20<sup>®</sup> "Standard for the Installation of Centrifugal Fire Pump Spec". This conversion is to add the firepump label.

Contact your NMC Technical Representative with exact rating to confirm that it meets the firepump requirements.

### Non-Reverse Ratchet

#### Bolted Coupling - Add or Remove

Frame:	180	210	250	280	320	360	400	444-447	449	5000
Adder:	NC	NC	NC	NC	NC	NC	NC	NC	NC	NC

Remove non-reverse ratchet (NRR) and convert motor to self-release coupling (SRC) or bolted coupling.

Available at no charge if specified at time of motor order.

### Non-Reverse Ratchet *(continued)*

#### Clockwise Non-Reverse Ratchet

<b>Frame:</b>	180	210	250	280	320	360	400	444-447	449	5000
<b>Adder:</b>	-	-	-	-	5%	5%	5%	5%	5%	5%

Remove non-reverse ratchet (NRR) and (Counter Clockwise Rotation) and replace with a Clockwise Rotation (when looking down on the motor) non-reverse ratchet. Available only on Premium Efficient Vertical HOLLOSHAFT® WPI (Type RUSI & HUSI)

### Paint, Special

#### Special Paint

<b>Frame:</b>	180	210	250	280	320	360	400	444-447	449	5000
<b>Adder:</b>	469	469	869	869	869	869	869	869	1714	1714

Special paint must be approved by the Conversion Center/Plant prior to quoting. A Material Safety Data Sheet (MSDS) must be sent to the Conversion Center/Plant for their review.

A special paint can be furnished (once approved) if compatible with our standard paint/primer, is commercially available, and suitable for air drying (paints containing lead or zinc cannot be used, and sand blasting is not available).

### Prints & Data (Submittals)

#### (Net Adders)

<b>Frame:</b>	56	140	180	210	250	280	320	360	400	444-447	449(DP)	449(TE)	5000	5800
<b>Adder:</b>	(QP)	(QP)	(QP)	(QP)	(QP)	(QP)	(QP)	(QP)	(QP)	(QP)	(QP)	(QP)	(QP)	(QP)

Submittals adders are NET ADDERS. (QP) refer to Vertical motors quick pick chart.

The following submittals are considered standard submittals, and are available at no charge if requested at time of motor order:

- Certified Dimension Print
- Performance Data
- Nameplate Data
- Instruction Manual
- Wiring Diagram
- Parts List
- Recommended Spare Parts
- Bearing Life Calculation
- Conduit Box Details
- Paint Specification
- Rotor Air Gap (Calculated)
- Rotor Inertia
- Cut Sheets For Accessories

### Space Heaters

#### (Double Adder for Explosionproof Motors)

<b>Frame:</b>	180	210	250	280	320	360	400	444-447	449	5000
<b>Adder:</b>	477	477	512	512	596	643	643	643	1326	1326

Space heaters are installed to prevent moisture condensation in the motor during times the motor is not running. NMC uses silicon rubber strip-type heaters manufactured by sandwiching a resistance wire network between two pieces of high-temperature silicon rubber and bonding the pieces together. Heaters are sized to provide approximately 10°C temperature rise above the ambient temperature.

Heaters are placed on the end turns of the motor winding. Heaters are of the low density type, which yields low surface temperature and long life. Heaters are single phase, rated 60 or 50 Hertz.

Space Heaters are available in the following voltages:

- 115, 230, 460 & 575 Volt
- 230 Volt operated at 115 Volt

# Vertical Motors Conversions & Accessories

## Descriptions & Adders

DISCOUNT SYMBOL: SAME AS MOTOR BEING CONVERTED

### Steady Bushing Kit

(Attached To Motor Eyebolt)

Frame:	180	210	250	280	320	360	400	444-447	449	5000
Adder:	202	202	202	202	300	300	300	300	418	418

Steady bushing comes as a field-installable kit, and is shipped attached to the motor eyebolt.

### Tests

#### Short Commercial Test, Un-Witnessed

Frame:	180	210	250	280	320	360	400	444-447	449	5000
Adder:	662	662	662	662	662	662	662	662	662	662

All test adders are NET ADDERS

A Short Commercial Test, per NEMA<sup>®</sup> MG-1 Part 12, consists of no load current, locked rotor current (performed at reduced voltage, typically 25-50%), winding resistance, high potential, and bearing inspection. A test report is provided to the customer.

#### Complete Initial Test, Un-Witnessed

Frame:	180	210	250	280	320	360	400	444-447	449	5000
Adder:	3580	3580	5317	5317	5317	5317	5317	5317	5317	5317

All test adders are NET ADDERS

A Complete Initial Test consists of full load heat run, percent slip, no load current, full load current, locked rotor current, locked rotor torque, breakdown torque (calculated), efficiency &amp; power factor at 100%, 75% &amp; 50% full load, winding resistance, high potential, and bearing inspection. This test is performed in accordance with IEEE 112 Method B. A test report is provided to the customer. Motor will be shipped to an NMC facility with a calibrated lab for testing and will require additional leadtime.

Contact an NMC Technical Representative for availability and leadtime.

### Thermal Protection, Bearings (Upper Bracket)

#### Resistance Temperature Detectors (RTD's), 10 or 120 Ohm

Frame:	180	210	250	280	320	360	400	444-447	449	5000
Adder:	-	-	-	-	1338	1338	1338	1338	1338	1338

Resistance Temperature Detector (RTD): Precision, wire-wound resistors with a known temperature-resistance characteristic. NMC does not furnish the monitor.

Available only on Vertical HOLLOSHAFT<sup>®</sup> WPI (Type RUS, RUSI, RUE & RUEI). Available on Upper Bracket Only

The following options are available:

- TB40 10 Ohm, 3 lead
- TB41 120 Ohm, 2 lead
- TB42 100 Ohm, 3 lead

#### Resistance Temperature Detectors (RTD's), 100 Ohm

Frame:	180	210	250	280	320	360	400	444-447	449	5000
Adder:	-	-	-	-	1338	1338	1338	1338	1338	1338

Resistance Temperature Detector (RTD): Precision, wire-wound resistors with a known temperature-resistance characteristic. NMC does not furnish the monitor.

Available only on Premium Efficient Vertical HOLLOSHAFT<sup>®</sup> WPI (Type RUSI & HUSI). Available on Upper Bracket Only.

The following option is available:

- TB42 100 Ohm, 3 Lead

### Thermal Protection, Windings

#### Thermostats (Double Adder for Explosionproof Motors)

Frame:	180	210	250	280	320	360	400	444-447	449	5000
Adder:	265	265	265	265	418	519	519	519	519	519

Thermostats: Snap action, bi-metallic, temperature actuated switches installed on the end-turns of the motor winding. Their purpose is to activate a warning device or shut down the motor upon excessive winding temperatures. Standard arrangement is addition of 2 or 3 thermostats to the winding end-turns, connected in series with the leads brought out to the main motor conduit box.

The following options are available:

- TW01 Thermostats, normally closed
- TW02 Thermostats, normally open
- TW06 Thermostats, normally closed, hermetically sealed

### Thermal Protection, Windings *(continued)*

#### Thermistors

<b>Frame:</b>	180	210	250	280	320	360	400	444-447	449	5000
<b>Adder:</b>	472	472	472	472	669	669	876	876	876	876

Thermistors: Non-linear resistance temperature detector made from semi-conductor material. Standard arrangement is Q-3 positive temperature coefficient (PTC) type on winding end-turns with leads brought out to the main motor conduit box.

The following options are available:

TW10 Thermistors (PTC Type), Texas Instruments®, 6 leads out

#### THERMA SENTRY®

<b>Frame:</b>	180	210	250	280	320	360	400	444-447	449	5000
<b>Adder:</b>	587	587	587	587	587	587	587	1150	1150	1150

THERMA SENTRY®: Complete protection system consisting of three thermistors and a solid state control module (shipped loose for customer mounting). It will protect the motor for locked rotor, starting overload, running overload, abnormally high ambient temperatures, voltage unbalance, high or low voltages, ventilation failure, and single phasing.

Available on non-Explosionproof motors.

The following options are available:

TW20 THERMA SENTRY®, 115/230V, SMSE, normally closed contact (SMSE = separately mounted, separately excited control module)

#### Thermocouples

<b>Frame:</b>	180	210	250	280	320	360	400	444-447	449	5000
<b>Adder:</b>	3434	3434	3434	3434	3434	3434	3434	3434	3434	3434

Thermocouples: A pair of dissimilar conductors so joined at one point that an electromotive force is developed by the thermoelectric effects. Standard arrangement is addition of thermocouples to the winding end-turns with leads brought out to the main motor conduit box.

The following options are available:

TW32 Thermocouples, Iron Constantan (Type J)

#### Vibration Detector

##### Robertshaw®†, Model 366

<b>Frame:</b>	180	210	250	280	320	360	400	444-447	449	5000
<b>Adder:</b>	-	-	-	-	1878	1878	1878	1878	-	-

Available only on Premium Efficient Vertical HOLLOSHAFT® WPI (Type RUSI).

## Integral Horsepower Motor Type Code Identification Chart

### Vertical Motors

Type Code	Motor Description	Phase	Efficiency
AUS, RUS, RUE	WPI Vertical, HOLLOSHAFT®	Three Phase	Premium Efficient
AUI, RUSI, RUEI	WPI Vertical, HOLLOSHAFT®	Three Phase	Premium Efficient
AUR, AUC	WPI Vertical, HOLLOSHAFT®	Single Phase	Standard Efficient
AVS, RVS	WPI Vertical, Solid Shaft	Three Phase	Premium Efficient
TUS, JUE	TEFC, HOLLOSHAFT®	Three Phase	Premium Efficient
TUCI, JUCEI	TEFC, HOLLOSHAFT®	Three Phase	Premium Efficient
TVCS	TEFC, Solid Shaft	Three Phase	Premium Efficient

## Optional Export Packing Charges

Nidec can provide export boxes for our motors at our international fulfillment center in Southaven, MS (near Memphis, TN). Material used in 2 x 4 for framing and 1/2" plywood for walls and top. Shipping marks are stenciled on the outside of the export box.

The following net adders and lead-times are to be used for this option:

### NEMA AND TITAN FRAME SIZES

Frame Size	Horizontal Motors		Vertical Motors		Lead Time (Days)
	Export Box	Gang Boxing	Export Box	Gang Boxing	
140	\$96	\$300 / 24 Max	\$90	\$300 / 18 Max	5
180	\$96	\$300 / 18 Max	\$90	\$300 / 9 Max	5
210	\$96	\$300 / 12 Max	\$90	n/a	5
250	\$96	\$300 / 4 Max	\$90	n/a	5
280	\$96	\$300 / 4 Max	\$90	n/a	5
320	\$125	n/a	\$225	n/a	5
360	\$125	n/a	\$225	n/a	5
400	\$225	n/a	\$250	n/a	5
444-445	\$300	n/a	\$350	n/a	5
447-449	\$400	n/a	\$500	n/a	5
5000	\$750	n/a	\$900	n/a	5
5800	\$1,000	n/a	\$1,000	n/a	5
6800	\$1,500	n/a	\$1,500	n/a	5
8000	\$2,200	n/a	\$2,200	n/a	5
9600	\$3,500	n/a	\$3,500	n/a	5

### Container Loading (Including stacking and bracing)

20 foot container	\$750 Net
40 foot container	\$1,000 Net

### Replacement Parts

Standard export packing in wooden boxes 5% net value (minimum \$90 per box)

### Storage

Long term storage – refer to office

All above charges are subject to change without notice.

forecyte

POWERED BY Nidec

Asset Condition Monitoring Solution to visualize\* health and performance data  
Refer to Page 109

## Product Specification Guide

### Standard Stock or Mod-Center Three Phase Motor Features

	Dripproof (ODP)				Totally Enclosed Fan Cooled (TEFC)				
Type	FD	FR	DE, DI	RE, RI	FUT/FUTF	FCT	UTE/UTI	CTE	CTI-v(a)/CTI-C(a)
HP Range	1-60	30-400	1-60	30-250	1-30	1-200	1-30/1-20	1-200	1-200/1-150
Frame Range	143-320	360-449	143-320	360-449	56-A286	143-447	143-256	143-447	143-447
Frame Material	Steel	Cast Iron	Steel	Cast Iron	Alum. (1)	Cast Iron (1)	Alum. (1)	Cast Iron (1)	Cast Iron (1)
End Shield Material	140-250 AI 280-320 CI	Cast Iron	140-250 AI 280-320 CI	Cast Iron	Alum.	Cast Iron	Alum.	Cast Iron	Cast Iron
Fan Cover Material	NA	NA	NA	NA	Plastic	Steel	Plastic	Steel	Steel
Conduit Box Material	Steel	Steel	Steel	Steel	Steel (2)	Steel	Steel (2)	Steel	Steel
Hardware	Grade 5 (15)	Grade 5 (15)	Grade 5 (15)	Grade 5 (15)	Std	Grade 5 (15)	Std	Grade 5 (15)	Grade 5 (15)
Mounting	Welded Base	Cast Iron	Welded Base	Cast	56/140 Welded Base 180-280 Bolted Base	Cast 180-440	56/140 Welded Base 180-280 Bolted Base	Cast 180-440	Cast 180-440
C-Face Available	No	No	No	No	Kits (6)/ Std	Kits Thru 440 (5)	Kits (6)/ Std	Kits Thru 440 (5)	Kits 140-440
D-Flange	No	No	No	No	Kits 140-180 (6)	Kits 140-180 (6)	Kits 140-180 (6)	Kits 140-360 (5)	Kits 180-360
Brakes	No	No	No	No	Kits Thru 210	No	Kits Thru 210	No	No
Grounding	Stud in C/Box	Stud in C/Box	Stud in C/Box	Stud in C/Box	Stud in C/Box	Stud in C/Box	Stud in C/Box	Stud in C/Box	Stud in C/Box

	Severe Duty	IEEE-841	Hazardous Location		Vector Duty	Automotive Duty	Washdown Duty	Brake Motors	IEC	TEAO
Type	TCE	CE	FL/LF/LE	FLC/LCE	CTNX/CTX	JDEF	FWEN/FWEF/FWER	BRST/BRCO	MMLS	UTN
HP Range	1-200	1-200	1/2-150 1/3-15	1-100	1-10 1-200	1-100 1-100 1/4-300	1-10	1/3-2 1/3-20	1.5-200	1-15
Frame Range	143-447	143-447	56-445 56-256	143-444	143-256 143-447	180-447 180-445 56-5008	143-215	56-145 56-256	80-315	143-254
Frame Material	Cast Iron (1)	Cast Iron	Cast Iron (1)	Cast Iron (1)	Cast Iron (1)	Cast Iron (1)	Steel	Alum.	Alum.	Alum. (1)
End Shield Material	Cast Iron	Cast Iron	Cast Iron	Cast Iron	Cast Iron	Cast Iron	DE-Cast Iron ODE-Alum.	Alum.	Alum.	Alum.
Fan Cover Material	Cast Iron	Cast Iron	Steel	Cast Iron	NA/ Steel	Steel	Steel	Steel	Steel	NA
Conduit Box Material	Cast Iron	Cast Iron	Cast Iron (3)	Cast Iron (3)	Steel	Steel	Steel	Alum.	Alum.	Steel (2)
Hardware	Grade 5 (15)	Grade 5 (15)	Grade 5 (15)	Grade 5 (15)	Std	Grade 5 (15)	Stainless Steel	Std	Std	Std
Mounting	Cast 180-440	Cast 180-440	Cast 180-440	Cast 180-440	Cast 180-440	Cast 180-5008	Welded Base	Cast (17)	Cast (17)	Bolted Base
C-Face Available	Kits 140-440	Kits 140-440	Yes	No	No	Kits Thru 360	No/Yes/Yes	Yes	Kits 80-132	Kits (6)
D-Flange	Kits 180-360	Kits 180-360	No	No	No	Kits Thru 440	No	No	NA	Kits 140-180 (6)
Brakes	No	No	No	No	No	Kits 140-360	No	Std	No	Kits Thru 210
Grounding	Lug in C/Box	C/Box & External	Stud in C/Box	Stud in C/Box	Stud in C/Box	Stud in C/Box	Stud in C/Box	Terminal Block	Terminal Block	Stud in C/Box



## Product Specification Guide

### Standard Stock or Mod-Center Three Phase Motor Features

	Dripproof (ODP)				Totally Enclosed Fan Cooled (TEFC)			
		C-Face	Split Phase	STD Crop Dryer			C-Face	
Type	SOR / SORM / SOC	SOF	SSOC	DM/DMA	SER, SM	SEFM	SEF	SEFM
HP Range	1/4-1.5 / 1/4-1.5 / 1/4-1	1/4-1.5	1/4-1/3	1-10/5-12	1/4-10	1/3-1	1/4-2	1/4-1
Frame Range	48-56	56	48/56	143-215	48-215	48-56	56-145	56-145
Frame Material	Steel	Steel	Steel	Steel	Steel	Steel	Steel	Steel
End Shield Material	Alum.	Alum.	Alum.	Alum.	Alum.	Alum.	Alum.	Alum.
Fan Cover Material	NA	NA	NA	NA	Steel	Steel	Steel	Steel
Conduit Box Material	NA	Steel	NA	Steel	Steel	Steel	Steel	Steel
Mounting	Welded	C-Face Round	Resilient	Welded	Bolt-on (2)	Bolt-on (2)	C-Face Round	C-Face Round
Service Factor	1.25+(3)	1.15+	1.35	1.15/ Special	1.15 (3)	1.00 (3)	1.15	1.15
Insulation Class	B	B	B	B	B	B	B	B
Thermal Protection	None/Manual/ Auto	None	Auto	None/ Thermostat	None	Manual	None	Manual
Shaft Slinger	No	No	No	No	No	No	No	No
Bearing Type	Sealed	Sealed	Sleeve	Double Shielded	Sealed C/Box	Sealed C/Box	Sealed C/Box	Sealed C/Box

	Agri Duty	Agri Duty Ultra Torque		Aeration Fan	Hazardous Location	Jet Pump	Close Coupled Pump	Washdown Duty
Type	SMA	TMA	TMQ	SN	SLR, SLF	SOJ	UTM	SEFM
HP Range	1/3-1	1.5-10	1-10	3/4-1	1/4-1	1/3-1.5	3-10	1/4-1
Frame Range	56	143-215	143-215	56	56	56	184-215	56-145
Frame Material	Steel	Steel	Alum.	Steel	Steel	Steel	Alum.	Steel
End Shield Material	Alum.	Alum.	Alum.	Alum.	Alum.	Alum.	Alum.	Alum.
Fan Cover Material	Steel	Steel	Plastic	NA	Steel	Plastic	Plastic	Steel
Conduit Box Material	Alum.	Alum. (1)	Alum. (1)	NA	NA	Steel	Alum.	Steel
Mounting	Welded	Welded	Bolt-on	Welded	Welded/C-Face	C-Face Round	Bolt-on	C-Face Footed
Service Factor	1.15	1.00	1.15	1.00	1.20+	1.20+	1.15	1.15
Insulation Class	B	F	F	B	B	B	F	F with B Rise
Thermal Protection	Manual	Manual	Manual	Auto	Auto	Auto		
Shaft Slinger	Yes	Yes	Yes	No	No	No	Yes	Yes
Bearing Type	Sealed/ Shielded	Sealed	Shielded	Sealed	Sealed	Sealed	Double Shielded	Double Sealed

- (a) CTI-V is 10:1 Variable Torque, CTI-C is 10:1 Constant Torque Inverter Duty  
 (b) JAD, JADF & JDE are 65°C Alternate Ambient at 1.0SF  
 (c) CTI-C and CTNX are NEMA<sup>®</sup> Design 'A'  
 (d) 50/60 Hz on 230/460 volt & 460 volt only, 60 Hz on 200 & 575 volt

- (1) 56 and 140 Frame is Rolled Steel  
 (2) Aluminum on 250 and A280 Frame  
 (3) 56 Frame is Steel  
 (4) "Inverter Grade" Insulation Meets NEMA<sup>®</sup> MG1, Part 31  
 (5) 140-250 Frame 'BA' dimension is non-NEMA<sup>®</sup>

- (6) 56 and 140 Frame 'BA' Dimension is non-NEMA<sup>®</sup>  
 (7) 'B' rise on 60Hz only  
 (8) 'B' rise @ 1.0 SF on Sine Wave Power only  
 (9) Sealed on 56 and 140 Frame  
 (10) 1.0 SF on Inverter Power  
 (11) 360 Frame is Double Shielded

- (12) Open  
 (13) Open Bearing 400-440 Frame  
 (14) Double Shielded 140 Frame  
 (15) Zinc Plated  
 (16) Sealed to 132, Semi-protected 160-200, Open 225 and Above  
 (17) 200 & 225 Bolt-on Base

# Index

Sorted by Catalog Number

CATALOG #	LIST PRICE	PAGE #	CATALOG #	LIST PRICE	PAGE #	CATALOG #	LIST PRICE	PAGE #
1	\$21	181	1198	\$225	158	1699	\$265	170
3	\$26	182	1208	\$767	180	1700	\$278	170
4	\$26	182	1211	\$240	168	1743	\$167	157
5	\$26	182	1213	\$201	169	1769	\$476	176
6	\$26	182	1218	\$220	168	1775P	\$148	156
9	\$9	181	1219	\$540	163	1779P	\$154	156
10	\$9	181	1221P	\$262	166	1789	\$404	174
12	\$21	182	1240	\$187	169	1790	\$317	176
13	\$30	181	1242	\$212	169	1801	\$590	197
15	\$9	181	1243	\$218	169	1810	\$404	173
16	\$40	181	1244	\$200	169	1816	\$417	163
17	\$25	181	1247	\$224	169	1817H	\$389	164
19	\$19	182	1254	\$404	162	1818H	\$411	164
20	\$19	182	1256	\$216	166	1818VG	\$479	165
21	\$94	181	1257	\$221	166	1819H	\$453	164
25	\$37	181	1258	\$227	168	1819VG	\$518	165
26	\$19	182	1259	\$162	168	1820H	\$411	164
27	\$33	182	1260	\$500	163	1820VG	\$487	165
28	\$19	182	1261	\$214	166	1821H	\$458	164
30	\$26	182	1264	\$230	168	1821VG	\$527	165
31	\$26	182	1265	\$248	156	1822H	\$500	164
32	\$26	182	1266	\$265	163	1822VG	\$566	165
34	\$26	182	1268	\$150	167	1824	\$235	169
37	\$26	182	1269	\$225	168	1826H	\$406	164
38	\$26	182	1270	\$205	166	1828H	\$542	164
43	\$21	182	1276	\$256	157	1828VG	\$568	165
44	\$22	182	1278H	\$284	159	1829H	\$696	164
51	\$23	182	1295H	\$250	159	1830VG	\$554	165
52	\$38	181	1296	\$335	158	1831H	\$580	164
55	\$60	181	1312	\$250	156	1831VG	\$666	165
180	\$251	176	1323	\$140	170	1832H	\$595	164
298	\$299	176	1326	\$485	163	1832VG	\$655	165
299	\$464	176	1336	\$124	166	1833H	\$558	164
399	\$324	176	1337	\$129	166	1833VG	\$613	165
430	\$316	176	1338P	\$151	166	1837	\$837	196
431	\$344	176	1340	\$133	166	1838	\$456	195
600	\$236	170	1341	\$134	166	1843	\$644	197
601	\$218	170	1342	\$126	166	1847	\$443	180
602	\$299	170	1354	\$239	156	1850	\$295	196
644	\$250	156	1355	\$215	161	1859	\$101	157
840CV	\$128	174	1357	\$144	179	1859H	\$115	159
841CV	\$133	174	1365	\$190	168	1860	\$105	157
872	\$310	209	1366	\$260	139	1860H	\$113	159
1003	\$174	209	1374	\$250	168	1861	\$112	158
1004	\$145	209	1377	\$190	168	1861H	\$119	159
1011	\$233	178	1378	\$212	168	1862	\$124	158
1090	\$294	166	1380	\$370	195	1862H	\$133	159
1093	\$246	156	1381	\$293	169	1863	\$112	170
1098	\$279	158	1384	\$240	173	1864	\$115	170
1099	\$321	158	1385	\$255	173	1865	\$139	170
1124	\$209	166	1386	\$225	173	1868	\$153	158
1125	\$289	171	1388	\$277	173	1868H	\$162	159
1127P	\$101	166	1390	\$160	167	1870	\$237	158
1128	\$282	160	1391	\$163	167	1870H	\$250	159
1129	\$143	177	1409	\$179	158	1871	\$149	157
1139VG	\$580	165	1416	\$207	169	1872	\$150	157
1140	\$604	163	1542C	\$168	174	1872H	\$160	159
1145	\$185	179	1645	\$263	156	1873	\$164	157
1146	\$170	179	1648	\$244	156	1873H	\$172	159
1152	\$148	169	1660	\$314	140	1874	\$164	157
1158	\$515	163	1675	\$168	155	1874H	\$164	159
1161	\$132	171	1676	\$281	168	1875	\$186	158
1173	\$353	162	1678	\$190	168	1875H	\$196	159
1177	\$250	162	1690	\$214	170	1876	\$108	157
1180	\$271	166	1692	\$220	170	1877	\$115	158
1182	\$225	166	1693	\$150	170	1878	\$127	158
1184	\$574	163	1694	\$235	170	1879	\$156	158
1186	\$259	169	1695	\$240	170	1880	\$254	157
1187	\$263	169	1696	\$250	170	1881	\$333	158
1192	\$225	166	1697	\$255	170	1882	\$385	158

## Index

Sorted by Catalog Number

CATALOG #	LIST PRICE	PAGE #	CATALOG #	LIST PRICE	PAGE #	CATALOG #	LIST PRICE	PAGE #
1887	\$271	169	3275	\$246	171	5440H	\$142	155
1888	\$358	160	3306	\$420	139	5441H	\$144	155
1890	\$231	157	3322	\$115	158	5450	\$168	157
1891	\$263	158	3323	\$101	158	5454	\$135	157
1892	\$321	158	3323H	\$111	159	5455	\$144	158
1893	\$389	176	3340	\$340	170	5456	\$167	157
1894	\$241	169	3401	\$151	157	5457	\$177	157
1899	\$249	196	3402	\$160	157	5460	\$148	153,170
1901	\$178	155	3403	\$182	171	5461	\$151	153,170
1902	\$164	157	3404	\$201	157	5462	\$140	158
1903	\$175	157	3405	\$185	157	5462H	\$153	158,159
1917	\$415	195	3565	\$458	162	5463	\$272	171
1924	\$489	195	3566	\$516	162	5464	\$182	158
1931	\$384	195	3567	\$563	162	5464H	\$186	158,159
1933	\$405	195	3568	\$482	162	5465	\$177	158
1935	\$218	195	3580	\$328	178	5465H	\$190	158,159
1937	\$463	195	3615	\$133	174	5469	\$218	153,170
1940	\$344	195	3618	\$136	174	5470	\$177	153,170
1960	\$189	166	3700	\$555	140	5471	\$181	153,170
1961	\$200	168	3736	\$235	157	5480H	\$240	158,159
1964	\$218	166	3736H	\$248	159	5481H	\$260	158,159
1971	\$114	170	3737	\$269	158	5482H	\$205	158,159
1972	\$118	170	3737H	\$282	159	5489	\$428	162
1973	\$144	170	3738	\$277	158	5522ET	\$525	152
1989P	\$201	155	3738H	\$291	159	5532ET	\$558	152
2097	\$124	178	3742	\$319	158	5542ET	\$619	152
2166P	\$110	166	3742H	\$327	159	5552ET	\$634	152
2193	\$728	162	3763	\$361	192	5793C	\$231	175
2201	\$413	162	3768	\$655	192	5794C	\$299	175
2202	\$404	162	3783	\$205	172	5795C	\$360	175
2203	\$455	162	3784	\$218	172	5825	\$140	171
2204	\$472	162	3785	\$214	172	5826	\$141	171
2243	\$124	155	3786	\$231	172	5830	\$141	171
2246	\$127	155	3787	\$245	172	5831	\$145	171
2249	\$126	155	3788	\$259	172	5835	\$159	171
2250	\$128	155	3846	\$257	161	5836	\$160	171
2302	\$162	178	3847	\$269	161	5840	\$171	171
2319	\$190	178	3848	\$280	161	5841	\$183	171
2387	\$536	163	3851	\$104	160	5845	\$227	171
2423	\$359	177	3852	\$121	160	5846	\$239	171
2553	\$401	171	3913	\$560	163	5847	\$298	170
2574	\$360	177	4114	\$368	175	5866	\$112	178
2686	\$569	162	4115	\$387	175	6001	\$202	209
2817	\$273	166	4125	\$200	168	6078	\$265	209
2827P	\$265	166	4129	\$176	168	6079	\$220	209
2832	\$268	166	4130	\$191	168	6080	\$189	209
2867P	\$113	172	4137	\$186	168	6124	\$242	156
2896	\$609	162	4153	\$224	179	6127	\$264	156
2910	\$121	139	4242	\$514	176	6128	\$263	156
2911	\$231	139	4293	\$412	175	6129	\$273	156
3042	\$239	156	4670	\$277	171	6138	\$288	156
3053	\$327	139	4740	\$143	179	6174	\$468	145
3083	\$118	178	4742	\$122	179	6182	\$598	148,205,106
3097	\$148	160	4745	\$167	179	6212	\$565	105,205,147
3134	\$189	169	4746	\$176	179	6214	\$691	105,205,147
3135	\$145	169	4748	\$209	179	6309	\$353	176
3136	\$158	169	4749	\$218	179	6311	\$448	140
3183	\$324	171	4750	\$235	179	6313	\$403	176
3187C	\$417	176	4811	\$259	161	6316	\$501	140
3196	\$133	178	4933	\$383	163	6317	\$499	176
3197	\$166	171	4934	\$412	163	6326	\$246	173
3252	\$145	178	4936	\$427	163	6452	\$221	170
3255	\$186	210	4940	\$324	163	6603	\$428	162
3256	\$205	210	4941	\$350	156	6727	\$287	162
3257	\$208	210	4958	\$383	163	6737	\$315	139
3258	\$342	210	4960	\$295	161	6765	\$167	177
3259	\$231	210	4961	\$360	161	6766	\$200	177
3260	\$319	210	5108	\$206	169	6767	\$160	177
3261	\$350	210	5149	\$367	177	6768	\$155	177
3274	\$72	178	5345	\$267	161	6769	\$185	177

# Index

Sorted by Catalog Number

CATALOG #	LIST PRICE	PAGE #	CATALOG #	LIST PRICE	PAGE #	CATALOG #	LIST PRICE	PAGE #
6770	\$231	177	9664	\$111	154	430516	\$417	282
6771	\$241	177	70912	\$200	287	437236	\$667	282
6795	\$209	177	70916	\$492	287	437238	\$908	282
6796	\$268	177	144638	\$80	287	441496	\$2,615	289
6873	\$267	171	179039	\$460	287	447733	\$1,687	291
6880	\$113	160	179040	\$590	287	472131	\$233	284
6986	\$171	161	181635	\$1,600	287	474395	\$1,658	282
7025	\$349	161	362108	\$100	284	476030	\$1,658	282
7040	\$242	161	362260	\$172	284	498926	\$1,375	286
7041	\$358	161	362842	\$120	280	639886	\$700	284
7073	\$429	177	362843	\$90	280	646574	\$383	280
7232	\$173	156	364963	\$1,806	288	646575	\$583	282
7475	\$366	162	364964	\$2,055	288	646588	\$1,250	291
7998	\$379	139	364966	\$1,806	288	646589	\$1,250	282
8000	\$127	174	364967	\$2,055	288	646590	\$1,317	282
8052	\$191	172	365033	\$110	280	646591	\$1,250	280
8055	\$532	162	365035	\$192	284	646592	\$1,250	280
8058	\$462	163	365568	\$160	280	649894	\$320	280
8064	\$249	170	365649	\$202	273	649896	\$467	282
8065	\$606	170	365650	\$202	273	885267	\$150	286
8066	\$225	171	365651	\$202	273	885268	\$162	286
8068	\$513	160	365657	\$202	273	885269	\$193	286
8069	\$574	160	365659	\$202	273	885270	\$212	286
8100	\$132	174	365662	\$202	273	885271	\$125	286
8101	\$887	196	365663	\$202	273	885272	\$137	286
8102	\$446	196	365664	\$202	273	885273	\$212	286
8200	\$158	174	365665	\$202	273	885274	\$330	286
8230	\$126	160	365666	\$300	273	885275	\$400	286
8233	\$313	162	365667	\$300	273	888910	\$150	280
8330	\$241	156	365668	\$300	273	888916	\$233	282
8331	\$257	156	365669	\$300	273	888917	\$250	282
8431	\$428	162	365670	\$300	273	888949	\$343	286
8438	\$301	175	365671	\$300	273	888950	\$833	286
8525	\$239	166	365672	\$300	273	888953	\$1,223	286
8665	\$204	160	365673	\$300	273	888954	\$1,355	286
8666	\$242	160	365674	\$300	273	895716	\$233	286
8667	\$253	160	365675	\$300	273	958191	\$691	288
8670	\$222	158	365676	\$300	273	958192	\$1,086	288
8671	\$257	158	365677	\$300	274	958193	\$1,086	288
8673	\$214	157	365678	\$300	274	958194	\$984	288
8674	\$242	157	365679	\$300	274	958195	\$984	288
8675	\$253	158	365680	\$300	274	964220	\$441	288
8725	\$262	169	365681	\$300	274	964221	\$441	288
8726	\$271	169	365682	\$300	274	964222	\$607	288
8868	\$241	162	369268	\$175	282	964223	\$510	288
8869	\$259	162	369269	\$208	282	964224	\$510	288
8904	\$159	170	370421	\$333	280	964225	\$607	288
8905	\$160	170	370422	\$222	284	964226	\$510	288
8906	\$298	170	374790	\$60	280	964227	\$984	288
8907	\$301	170	412701	\$1,211	289	964252	\$1,017	288
8944	\$412	171	416476	\$417	286	964723	\$2,282	291
8945	\$472	171	416477	\$243	286	966090	\$2,425	289
8947	\$504	171	424742	\$583	280	967059	\$150	284
8952	\$206	167	425854	\$292	280	967060	\$250	284
8955	\$136	167	425855	\$342	282	967061	\$275	284
8987H	\$492	164	425916	\$755	286	967062	\$333	284
8987VG	\$557	165	425917	\$343	286	967063	\$517	284
9034	\$205	173	426051	\$375	280	967065	\$1,133	284
9035	\$223	173	426052	\$475	282	967066	\$1,583	284
9036	\$227	173	427416	\$783	280	967067	\$1,800	284
9377	\$222	172	427503	\$1,583	280	969573	\$100	284
9624	\$63	154	427505	\$1,583	280	969574	\$172	284
9628	\$64	154	427670	\$242	280	969575	\$192	284
9632	\$65	154	427671	\$267	282	969578	\$267	284
9641	\$74	154	427672	\$242	280	969579	\$300	284
9648	\$80	154	428973	\$417	280	970273	\$418	274
9654	\$120	154	428974	\$542	282	970274	\$418	274
9656	\$112	154	430512	\$200	280	970275	\$418	274
9657	\$176	154	430514	\$317	282	970276	\$418	274
9662	\$115	154	430515	\$400	282	970277	\$418	274

## Index

Sorted by Catalog Number

CATALOG #	LIST PRICE	PAGE #	CATALOG #	LIST PRICE	PAGE #	CATALOG #	LIST PRICE	PAGE #
970278	\$418	274	2063325	\$1,583	280	620285-000	\$584	291,290
970279	\$418	274	2063328	\$1,583	280	620286-000	\$609	291,290
978141	\$202	273	2063330	\$2,030	280	620287-000	\$650	291,290
978142	\$202	273	2063332	\$2,030	280	620288-000	\$650	291,290
978143	\$202	273	2063391	\$242	279	620289-000	\$775	291,290
978146	\$202	273	2063392	\$242	279	620290-000	\$775	291,290
978147	\$300	273	2063393	\$267	281	620291-000	\$830	291,290
978148	\$300	273	2063434	\$137	285	620292-000	\$830	291,290
978149	\$300	273	2063435	\$150	285	6P10P2CB	\$2,124	52
978150	\$300	273	2063436	\$217	279	6P15P2CB	\$2,707	52
978151	\$300	273	2063437	\$200	279	6P20P2CB	\$3,345	52
978152	\$300	273	2063438	\$250	281	6P25P2CB	\$3,688	52
978153	\$300	273	2064224	\$150	279	6P30P2CB	\$4,137	52
978154	\$300	273	2064245	\$125	285	6P40P2CB	\$5,441	52
978155	\$300	273	2064246	\$150	283	6P50P2CB	\$6,563	52
978156	\$300	273	2064247	\$150	279	6P5P2C	\$1,203	52
978157	\$300	273	2064678	\$1,133	283	6P60P2CB	\$9,164	52
978158	\$300	274	2064679	\$250	283	6P75P2CB	\$11,289	52
978159	\$300	274	2065842	\$1,250	279	6P7P2CB	\$1,837	52
978160	\$300	274	2065878	\$1,223	285	8D100P1CS	\$12,296	44
978161	\$300	274	2065879	\$1,583	283	8D100P1GS	\$12,296	44
978162	\$300	274	2065880	\$1,250	279	8D100P2C	\$11,146	44
978163	\$300	274	2066054	\$1,250	279	8D100P2CB	\$11,146	44
2001456	\$1,450	291	2066298	\$1,583	279	8D100P2CS	\$11,146	44
2002475	\$200	280	2066299	\$1,583	279	8D100P2G	\$11,146	44
2002476	\$250	282	2066353	\$1,583	279	8D100P2GB	\$11,146	44
2002477	\$217	280	2066397	\$1,355	285	8D100P2GS	\$11,146	44
2002518	\$275	280	2066398	\$833	285	8D100P3C	\$13,923	44
2002519	\$333	282	2066399	\$1,583	279	8D100P3CB	\$13,923	44
2003135	\$750	280	2066545	\$1,583	279	8D100P3G	\$13,923	44
2003139	\$850	282	2068936	\$1,250	290	8D10P1C	\$1,473	43
2003209	\$550	280	2070898	\$300	274	8D10P1CCR	\$1,602	50,95
2003210	\$650	282	2070899	\$300	274	8D10P1G	\$1,473	43
2042521	\$2,030	280	2070900	\$300	274	8D10P2C	\$1,511	43
2042522	\$2,030	280	2070901	\$300	274	8D10P2CCR	\$1,640	50,95
2042523	\$2,126	282	2070902	\$300	274	8D10P2G	\$1,511	43
2042524	\$2,126	282	2070903	\$300	274	8D10P3C	\$2,470	43
2046247	\$417	279	2070904	\$300	274	8D10P3G	\$2,470	43
2046248	\$542	281	2070905	\$300	274	8D125P1CS	\$14,325	44
2057073	\$1,281	289	2070906	\$300	274	8D125P1GS	\$14,325	44
2059318	\$400	285	2074160	\$418	274	8D125P2C	\$13,454	44
2059319	\$233	285	2074161	\$418	274	8D125P2CB	\$13,454	44
2059320	\$333	283	2074162	\$418	274	8D125P2CS	\$13,454	44
2059321	\$383	279	2080456	\$650	281	8D125P2G	\$13,454	44
2059322	\$583	281	2080457	\$667	281	8D125P2GB	\$13,454	44
2059695	\$375	279	2080463	\$850	281	8D125P2GS	\$13,454	44
2059696	\$475	281	2080464	\$908	281	8D125P3C	\$17,291	44
2059782	\$330	285	2080475	\$1,250	281	8D125P3CB	\$17,291	44
2059783	\$212	285	2080476	\$1,250	281	8D125P3G	\$17,291	44
2059784	\$320	279	2080477	\$1,250	281	8D125P3GB	\$17,291	44
2059785	\$467	281	2087668	\$418	274	8D150P1CS	\$18,160	44
2060203	\$292	279	2087669	\$418	274	8D150P1GS	\$18,160	44
2060204	\$342	281	2087670	\$418	274	8D150P2C	\$16,203	44
2060431	\$212	285	2087671	\$418	274	8D150P2CB	\$16,203	44
2060432	\$193	285	2087672	\$418	274	8D150P2CS	\$16,203	44
2060433	\$275	283	2064895-000	\$40	109	8D150P2G	\$16,203	44
2060434	\$275	279	2067037-000	\$40	109	8D150P2GB	\$16,203	44
2060435	\$333	281	2067046-000	\$79	109	8D150P3C	\$19,774	44
2060739	\$583	279	492633-169	\$418	274	8D150P3CB	\$19,774	44
2060740	\$417	285	492633-194	\$418	274	8D15P1C	\$1,984	43
2060741	\$243	285	492633-213	\$418	274	8D15P1G	\$1,984	43
2060742	\$700	283	492633-219	\$418	274	8D15P2C	\$1,932	43
2060743	\$550	279	492633-225	\$418	274	8D15P2G	\$1,932	43
2061427	\$783	279	492633-238	\$418	274	8D15P3C	\$3,283	43
2061476	\$755	285	492633-244	\$418	274	8D15P3G	\$3,283	43
2061477	\$343	285	492633-250	\$418	274	8D1P2C	\$663	42
2061478	\$750	279	620281-000	\$433	291,290	8D1P2CCR	\$778	50,95
2063313	\$383	280	620282-000	\$466	291,290	8D1P2G	\$663	42
2063317	\$550	280	620283-000	\$492	291,290	8D1P3C	\$846	42
2063322	\$750	280	620284-000	\$517	291,290	8D1P3CCR	\$961	50,95

# Index

Sorted by Catalog Number

CATALOG #	LIST PRICE	PAGE #	CATALOG #	LIST PRICE	PAGE #	CATALOG #	LIST PRICE	PAGE #
8D1P3G	\$846	42	8D50P3G	\$7,964	43	8P150P2G	\$20,147	48
8D200P1CS	\$24,818	44	8D5P1C	\$1,013	42	8P150P2GB	\$20,147	48
8D200P1GS	\$24,818	44	8D5P1G	\$1,013	42	8P150P3C	\$26,437	48
8D200P2C	\$20,985	44	8D5P2C	\$929	42	8P150P3CB	\$26,437	48
8D200P2CB	\$20,985	44	8D5P2CCR	\$1,196	50,95	8P150P3G	\$26,437	48
8D200P2CS	\$20,985	44	8D5P2CKR	\$1,196	50,95	8P150P3GB	\$26,437	48
8D200P2G	\$20,985	44	8D5P2G	\$929	42	8P15P1C	\$2,565	47
8D200P2GB	\$20,985	44	8D5P3C	\$1,874	42	8P15P1G	\$2,565	47
8D200P3C	\$26,128	44	8D5P3CCR	\$2,004	50,95	8P15P2C	\$2,307	47
8D20P1C	\$2,459	43	8D5P3G	\$1,874	42	8P15P2G	\$2,307	47
8D20P1G	\$2,459	43	8D60P1CS	\$7,123	43	8P15P3C	\$4,273	47
8D20P2C	\$2,405	43	8D60P1GS	\$7,123	43	8P15P3G	\$4,273	47
8D20P2G	\$2,405	43	8D60P2C	\$6,876	43	8P1P2C	\$788	46
8D20P3C	\$3,891	43	8D60P2G	\$6,876	43	8P1P2CCR	\$881	51,96
8D20P3G	\$3,891	43	8D60P3C	\$9,369	43	8P1P2CCR2	\$881	51,96
8D250P1CS	\$30,379	45	8D60P3G	\$9,369	43	8P1P2G	\$788	46
8D250P2C	\$26,985	45	8D75P1CS	\$9,172	44	8P1P3C	\$1,071	46
8D250P2CB	\$26,985	45	8D75P1GS	\$9,172	44	8P1P3CCR	\$1,164	51,96
8D25P1CS	\$2,796	43	8D75P2C	\$8,501	44	8P1P3G	\$1,071	46
8D25P1GS	\$2,796	43	8D75P2CB	\$9,416	44	8P200P1CS	\$29,692	49
8D25P2C	\$2,705	43	8D75P2G	\$8,501	44	8P200P1GS	\$29,692	49
8D25P2G	\$2,705	43	8D75P3C	\$11,146	44	8P200P2C	\$23,532	49
8D25P3C	\$4,597	43	8D75P3CB	\$11,146	44	8P200P2CB	\$23,532	49
8D25P3G	\$4,597	43	8D75P3G	\$11,146	44	8P200P2CS	\$23,532	49
8D2P1C	\$767	42	8D75P3GB	\$11,146	44	8P200P2G	\$23,532	49
8D2P1CCR	\$880	50,95	8D7P1C	\$1,263	42	8P200P2GB	\$23,532	49
8D2P1G	\$767	42	8D7P1CCR	\$1,392	50,95	8P20P1C	\$3,286	47
8D2P2C	\$779	42	8D7P1G	\$1,263	42	8P20P1G	\$3,286	47
8D2P2CCR	\$890	50,95	8D7P2C	\$1,213	42	8P20P2C	\$2,942	47
8D2P2G	\$779	42	8D7P2CCR	\$1,342	50,95	8P20P2G	\$2,942	47
8D2P3C	\$1,098	42	8D7P2G	\$1,213	42	8P20P3C	\$5,357	47
8D2P3CKR	\$1,227	50,95	8D7P3C	\$2,039	42	8P20P3G	\$5,357	47
8D2P3G	\$1,098	42	8D7P3G	\$2,039	42	8P250P1CS	\$35,160	49
8D300P1CS	\$36,319	45	8P100P1CS	\$15,763	48	8P250P2C	\$30,248	49
8D300P2C	\$31,176	45	8P100P1GS	\$15,763	48	8P25P1CS	\$3,707	47
8D300P2CB	\$26,985	45	8P100P2C	\$13,431	48	8P25P1GS	\$3,707	47
8D30P1CS	\$3,355	43	8P100P2CB	\$13,431	48	8P25P2C	\$3,247	47
8D30P1GS	\$3,355	43	8P100P2CS	\$13,431	48	8P25P2G	\$3,247	47
8D30P2C	\$3,212	43	8P100P2G	\$13,431	48	8P25P3C	\$5,863	47
8D30P2G	\$3,212	43	8P100P2GB	\$13,431	48	8P25P3G	\$5,863	47
8D30P3C	\$5,139	43	8P100P2GS	\$13,431	48	8P2P1C	\$1,026	46
8D30P3G	\$5,139	43	8P100P3C	\$19,820	48	8P2P1CCR	\$1,119	51,96
8D32P1C	\$739	42	8P100P3CB	\$19,820	48	8P2P1G	\$1,026	46
8D32P1CCR	\$805	50,95	8P100P3G	\$19,820	48	8P2P2C	\$910	46
8D32P1G	\$739	42	8P100P3GB	\$19,820	48	8P2P2CCR	\$1,003	51,96
8D32P2C	\$709	42	8P10P1C	\$1,849	47	8P2P2CCR2	\$1,003	51,96
8D32P2CCR	\$817	50,95	8P10P1CCR	\$1,962	51,96	8P2P2G	\$910	46
8D32P2G	\$709	42	8P10P1G	\$1,849	47	8P2P3C	\$1,257	46
8D32P3C	\$935	42	8P10P2C	\$1,724	47	8P2P3CKR	\$1,350	51,96
8D32P3G	\$935	42	8P10P2CCR	\$1,837	51,96	8P2P3G	\$1,257	46
8D3P1C	\$854	42	8P10P2G	\$1,724	47	8P300P1CS	\$45,057	49
8D3P1CKR	\$993	50,95	8P10P3C	\$3,164	47	8P300P2C	\$41,403	49
8D3P1G	\$854	42	8P10P3G	\$3,164	47	8P30P1CS	\$4,243	47
8D3P2C	\$815	42	8P125P1CS	\$19,697	48	8P30P1GS	\$4,243	47
8D3P2CCR	\$954	50,95	8P125P1GS	\$19,697	48	8P30P2C	\$3,696	47
8D3P2G	\$815	42	8P125P2C	\$16,789	48	8P30P2G	\$3,696	47
8D3P3C	\$1,453	42	8P125P2CB	\$16,789	48	8P30P3C	\$6,751	47
8D3P3CKR	\$1,503	50,95	8P125P2CS	\$16,789	48	8P30P3G	\$6,751	47
8D3P3G	\$1,453	42	8P125P2G	\$16,789	48	8P32P1C	\$878	46
8D40P1CS	\$4,815	43	8P125P2GB	\$16,789	48	8P32P1CCR	\$971	51,96
8D40P1GS	\$4,815	43	8P125P2GS	\$16,789	48	8P32P1G	\$878	46
8D40P2C	\$4,009	43	8P125P3C	\$22,767	48	8P32P2C	\$844	46
8D40P2G	\$4,009	43	8P125P3CB	\$22,767	48	8P32P2CCR	\$937	51,96
8D40P3C	\$6,403	43	8P125P3G	\$22,767	48	8P32P2G	\$844	46
8D40P3G	\$6,403	43	8P125P3GB	\$22,767	48	8P32P3C	\$1,148	46
8D50P1CS	\$5,540	43	8P150P1CS	\$24,508	48	8P32P3G	\$1,148	46
8D50P1GS	\$5,540	43	8P150P1GS	\$24,508	48	8P350P1CS	\$53,107	45,49
8D50P2C	\$4,976	43	8P150P2C	\$20,147	48	8P350P2C	\$49,229	45,49
8D50P2G	\$4,976	43	8P150P2CB	\$20,147	48	8P350P2CB	\$50,779	45
8D50P3C	\$7,964	43	8P150P2CS	\$20,147	48	8P3P1C	\$1,099	46



## Index

Sorted by Catalog Number

CATALOG #	LIST PRICE	PAGE #	CATALOG #	LIST PRICE	PAGE #	CATALOG #	LIST PRICE	PAGE #
8P3P1CKR	\$1,192	51,96	A20P4C	\$8,008	65	AD1A028FBBNHN	\$3,186	111
8P3P1G	\$1,099	46	A25P1CS	\$4,317	65	AD1A030FBBFHN	\$3,588	111
8P3P2C	\$971	46	A25P2C	\$6,083	65	AD1A036FBBFHN	\$4,821	111
8P3P2CCR	\$1,064	51,96	A25P3C	\$8,396	65	AD1A045FBNFHN	\$5,356	111
8P3P2G	\$971	46	A25P4C	\$9,387	65	AD1A053FBNFHN	\$5,463	111
8P3P3C	\$1,483	46	A2P1C	\$990	65	AD1A066FBNFHN	\$6,302	111
8P3P3CCR	\$1,576	51,96	A2P2C	\$1,184	65	AD1A086FBNFHN	\$7,256	111
8P3P3G	\$1,483	46	A2P3C	\$1,566	65	AD1A0P3FBBNHN	\$1,821	111
8P400P1CS	\$59,265	45,49	A30P1CS	\$5,207	66	AD1A0P6FBBNHN	\$1,887	111
8P400P2C	\$54,834	45,49	A30P2C	\$7,107	66	AD1A108FBNFHN	\$8,426	111
8P400P2G	\$54,834	49	A30P3C	\$9,501	66	AD1A125FBNFHN	\$9,938	111
8P40P1CS	\$5,599	47	A32P1C	\$896	65	AD1A150FBNFHN	\$11,874	111
8P40P1GS	\$5,599	47	A32P2C	\$1,123	65	AD1A166FBNFHN	\$12,696	111
8P40P2C	\$4,928	47	A32P3C	\$1,413	65	AD1A210FBNFHN	\$16,789	111
8P40P2G	\$4,928	47	A3P1C	\$1,123	65	AD1A260FBNFHN	\$19,201	111
8P40P3C	\$9,286	47	A3P2C	\$1,361	65	AD1A290FBNFHN	\$20,779	111
8P40P3G	\$9,286	47	A3P3C	\$1,938	65	AD1A350FBNFHN	\$23,402	111
8P50P1CS	\$7,203	47	A3P4C	\$2,452	65	AD1A370FBNFHN	\$25,817	111
8P50P1GS	\$7,203	47	A40P1CS	\$6,796	66	AD1A440FBNFHN	\$30,248	111
8P50P2C	\$6,050	47	A40P2C	\$9,370	66	AD1A480FBNFHN	\$33,188	111
8P50P2G	\$6,050	47	A40P3C	\$12,237	66	AD1A520FBNFHN	\$36,795	111
8P50P3C	\$10,698	47	A50P1CS	\$8,579	66	AGD15FL1	\$214	241
8P50P3G	\$10,698	47	A50P2C	\$10,992	66	AGH10FL1	\$190	241
8P5P1C	\$1,367	46	A50P3C	\$14,137	66	AGH10FL150	\$190	241
8P5P1G	\$1,367	46	A5P1C	\$1,334	65	AGH10FL2	\$228	241
8P5P2C	\$1,119	46	A5P2C	\$1,803	65	AGH15FL2CS	\$285	241
8P5P2CCR	\$1,212	51,96	A5P3C	\$2,698	65	AGH75FL1	\$171	241
8P5P2CKR	\$1,212	51,96	A5P4C	\$3,314	65	AGL10FL1	\$182	241
8P5P2G	\$1,119	46	A60P2C	\$13,649	66	AGL10FL1H2	\$201	241
8P5P3C	\$2,106	46	A60P3C	\$13,649	66	AGL10FL1NB	\$210	241
8P5P3CCR	\$2,199	51,96	A70905	\$105	287	AGL10FL2S	\$228	241
8P5P3G	\$2,106	46	A75P2C	\$16,834	66	AGL15FL1H2	\$223	241
8P60P1CS	\$9,416	47	A75P3C	\$19,679	66	AGL15FL2CS	\$285	241
8P60P1GS	\$9,416	47	A7P1C	\$1,622	65	AGL50FL1	\$155	241
8P60P2C	\$8,614	47	A7P2C	\$2,371	65	AGL75FL1	\$165	241
8P60P2CS	\$8,614	47	A7P3C	\$3,448	65	AGL75FL1NB	\$183	241
8P60P2G	\$8,614	47	A7P4C	\$4,228	65	AGL75FL2	\$214	241
8P60P3C	\$12,342	47	AD07E1102310002	\$376	110	AQC125	\$321	233
8P60P3G	\$12,342	47	AD07E1104310002	\$432	110	AQC165	\$348	233
8P75P1CS	\$11,597	48	AD07E1202330002	\$376	110	ASB116	\$800	236
8P75P1GS	\$11,597	48	AD07E1204310102	\$395	110	ASB126	\$241	236
8P75P2C	\$10,739	48	AD07E1204330002	\$431	110	ASB127	\$268	236
8P75P2G	\$10,739	48	AD07E1207010102	\$475	110	ASB128	\$307	236
8P75P2GB	\$10,739	48	AD07E1402230102	\$421	110	ASB129	\$415	236
8P75P3C	\$14,263	48	AD07E1404130102	\$549	110	ASB130	\$497	236
8P75P3CB	\$14,263	48	AD07E2105810012	\$501	110	ASB2973H	\$431	231
8P75P3G	\$14,263	48	AD07E2207010112	\$495	110	ASB2973HT	\$563	230
8P75P3GB	\$14,263	48	AD07E2207030112	\$574	110	ASB2975	\$443	231
8P7P1C	\$1,589	46	AD07E2210510112	\$562	110	ASB2975T	\$575	230
8P7P1CCR	\$1,702	51,96	AD07E2210530112	\$663	110	ASB2977	\$505	231
8P7P1G	\$1,589	46	AD07E2404130112	\$549	110	ASB2977T	\$637	230
8P7P2C	\$1,437	46	AD07E2405830112	\$702	110	ASB2979	\$616	231
8P7P2CCR	\$1,550	51,96	AD07E2409530112	\$794	110	ASB2979T	\$748	230
8P7P2G	\$1,437	46	AD07E3215310012	\$852	110	ASB2980	\$433	231
8P7P3C	\$2,638	46	AD07E3218030112	\$879	110	ASB2980T	\$565	230
8P7P3G	\$2,638	46	AD07E3224030112	\$1,007	110	ASB2982	\$445	231
A100P2C	\$20,925	66	AD07E3414030112	\$941	110	ASB2982T	\$577	230
A10P1C	\$1,942	65	AD07E3418030112	\$1,076	110	ASB2983	\$507	231
A10P2C	\$2,881	65	AD07E3424030012	\$1,368	110	ASB2983T	\$639	230
A10P3C	\$4,226	65	AD07E3424030112	\$1,368	110	ASB2984	\$618	231
A10P4C	\$4,970	65	AD07E4230030112	\$1,475	110	ASB2984T	\$750	230
A15P1C	\$2,474	65	AD07E4246030112	\$1,776	110	ASB502	\$280	242
A15P2C	\$3,957	65	AD07E4430030112	\$1,654	110	ASB503	\$327	242
A15P3C	\$5,690	65	AD07E4439030112	\$1,826	110	ASB504	\$364	242
A15P4C	\$6,608	65	AD07E4446030112	\$2,283	110	ASB505	\$403	242
A1P2C	\$1,049	65	AD1A008FBBNHN	\$2,036	111	ASB506	\$476	242
A1P3C	\$1,281	65	AD1A011FBBNHN	\$2,102	111	ASB602	\$255	242
A20P1C	\$3,365	65	AD1A015FBBNHN	\$2,229	111	ASB603	\$280	242
A20P2C	\$4,860	65	AD1A018FBBNHN	\$2,294	111	ASB604	\$312	242
A20P3C	\$6,954	65	AD1A022FBBNHN	\$2,491	111	ASB605	\$363	242

# Index

Sorted by Catalog Number

CATALOG #	LIST PRICE	PAGE #	CATALOG #	LIST PRICE	PAGE #	CATALOG #	LIST PRICE	PAGE #
ASB606	\$414	242	BD14CA3J9	\$305	176	C15P2DCR	\$2,396	40,270
ASB607	\$476	242	BMU12S2A	\$1,011	134	C15P2G	\$1,978	35
ASB625	\$305	237	BMU12S2ACR	\$1,034	134	C15P3B	\$3,664	35
ASB634	\$333	236	BMU1P2D	\$1,461	134	C1P1DCR	\$818	40,270
ASB638	\$337	236	BMU1P2DCR	\$1,485	134	C1P2B	\$563	34
ASB653	\$370	236	BMU1P2DFCR	\$1,540	134	C1P2DCR	\$796	40,270
ASB654	\$374	236	BMU1S2A	\$1,328	134	C1P2G	\$563	34
ASB656	\$303	236	BMU1S2ACR	\$1,350	134	C1P3B	\$765	34
ASB657	\$307	236	BMU2P2D	\$1,683	134	C1P3G	\$765	34
ASB661	\$321	235	BMU2P2DCR	\$1,713	134	C1P4B	\$1,185	34
ASB668	\$305	237	BMU2P2DFCR	\$1,771	134	C200P1FS	\$27,018	36
ASB748	\$513	235,239	BMU2S2A	\$1,530	134	C200P1FSCR	\$29,321	41,271
ASB795	\$410	236	BMU32P2D	\$1,703	134	C200P1GS	\$27,018	36
ASB796	\$428	236	BMU32P2DCR	\$1,666	134	C200P2C	\$21,413	36
ASB808	\$492	236	BMU32P2DFCR	\$1,728	134	C200P2CS	\$21,413	36
ASB809	\$501	236	BMU32S2AFCR	\$1,571	134	C200P2FCR	\$23,716	41,271
ASB817	\$651	236	BMU34S2A	\$1,182	134	C200P2FSCR	\$23,716	41,271
ASB818	\$659	236	BMU34S2AFCR	\$1,213	134	C200P2G	\$21,413	36
ASB819	\$713	236	BMU3P2D	\$2,277	134	C200P3C	\$28,908	36
ASB841	\$348	235	BMU3P2DCR	\$2,393	134	C200S1WS	\$34,531	39
ASB842	\$439	235	BMU5P2D	\$2,830	134	C200S2W	\$33,198	39
ASB843	\$522	235	BMU5P2DCR	\$2,954	134	C200S3WB	\$40,100	39
ASB844	\$620	235,239	BR12S2A3	\$1,377	135	C20P1B	\$2,723	35
ASB845	\$292	235	BR12S2AC3	\$1,523	135	C20P1DCR	\$3,141	40,270
ASB846	\$247	235,239	BR12S2ACR3	\$1,453	135	C20P2B	\$2,438	35
ASB847	\$281	235,239	BR13S2A3	\$1,377	135	C20P2DCR	\$2,856	40,270
ASB848	\$321	235,239	BR13S2AC3	\$1,523	135	C20P2G	\$2,438	35
ASB850	\$705	235	BR13S2ACR3	\$1,453	135	C20P3B	\$4,439	35
ASB858	\$423	235,239	BR34S2A3	\$1,412	135	C250P1CS	\$30,906	36
ASQ065	\$232	233	BR34S2AC3	\$1,554	135	C250P2C	\$26,875	36
ASQ095	\$243	233	BR34S2ACR3	\$1,488	135	C250P3C	\$36,281	33,36
ASQ125	\$276	233	C100P1CS	\$14,227	36	C250P3WB	\$48,781	39
ASQ165	\$321	233	C100P1FSCR	\$16,042	41,271	C250S1WS	\$39,417	39
ASQ225	\$415	233	C100P2C	\$12,122	36	C250S2W	\$38,271	39
ASQ225H	\$415	233	C100P2CS	\$12,122	36	C250T2C	\$30,428	130
ASQ260	\$513	233	C100P2FCR	\$14,022	41,271	C25P1CS	\$3,248	35
AST095	\$236	234	C100P2FSCR	\$14,022	41,271	C25P1FSCR	\$3,913	40,270
AST125	\$263	234	C100P3C	\$17,888	36	C25P2C	\$2,845	35
AST165	\$301	234	C100P3G	\$17,888	36	C25P2FCR	\$3,510	40,270
AST275	\$487	234	C10P1B	\$1,578	34	C25P2FSCR	\$3,510	40,270
AVSJ15	\$1,200	229	C10P1BC	\$1,691	38,94	C25P2G	\$2,845	35
AVSJ3	\$1,250	229	C10P1DCR	\$1,896	40,270	C25P3C	\$5,137	35
AVSS15	\$1,200	229	C10P2B	\$1,471	34	C25P3G	\$5,137	35
AVSS3	\$1,250	229	C10P2BC	\$1,584	38,94	C2P1B	\$771	34
B100T2B	\$15,423	121	C10P2DCR	\$1,789	40,270	C2P1BC	\$864	38,94
B100T3B	\$22,259	121	C10P2G	\$1,471	34	C2P1DCR	\$1,013	40,270
B10T2BC	\$2,569	121	C10P3B	\$2,700	34	C2P2B	\$684	34
B10T3BC	\$3,821	121	C125P1FS	\$17,372	36	C2P2BC	\$777	38,94
B125T2C	\$18,989	121	C125P1FSCR	\$19,461	41,271	C2P2DCR	\$926	40,270
B150T2C	\$22,284	121	C125P1GS	\$17,372	36	C2P2G	\$684	34
B15T2BC	\$3,081	121	C125P2C	\$14,807	36	C2P3B	\$945	34
B15T3B	\$5,072	121	C125P2CS	\$14,807	36	C2P3G	\$945	34
B200T2C	\$26,893	121	C125P2FCR	\$16,896	41,271	C2P4B	\$1,464	34
B20T2BC	\$3,603	121	C125P2FSCR	\$16,896	41,271	C300P1CS	\$33,822	36
B20T3B	\$5,952	121	C125P3C	\$20,079	36	C300P1WS	\$46,793	39
B250T2C	\$30,505	121	C150P1FS	\$21,379	36	C300P2C	\$29,410	36
B25T2B	\$4,232	121	C150P1FSCR	\$23,468	41,271	C300P2W	\$42,910	39
B25T3B	\$7,072	121	C150P1GS	\$21,379	36	C300P3C	\$39,704	33,36
B300T2C	\$36,616	121	C150P2C	\$17,575	36	C300P3WB	\$50,195	39
B30T2B	\$4,784	121	C150P2CS	\$17,575	36	C300S12S	\$42,114	39
B30T3B	\$8,152	121	C150P2FCR	\$19,664	41,271	C300S22	\$38,619	39
B350T2C	\$41,585	121	C150P2FSCR	\$19,664	41,271	C300T2C	\$41,403	130
B40T2B	\$6,132	121	C150P2G	\$17,575	36	C30P1CS	\$3,809	35
B40T3B	\$10,681	121	C150P3C	\$23,062	36	C30P1FSCR	\$4,474	40,270
B50T2B	\$7,285	121	C150S1WS	\$32,804	39	C30P2C	\$3,318	35
B50T3B	\$12,131	121	C150S2W	\$31,538	39	C30P2FCR	\$3,983	40,270
B60T2B	\$10,178	121	C150S3WB	\$32,957	39	C30P2FSCR	\$3,983	40,270
B60T3B	\$14,207	121	C15P1B	\$2,199	35	C30P2G	\$3,318	35
B75T2B	\$12,634	121	C15P1DCR	\$2,617	40,270	C30P3C	\$6,061	35
B75T3B	\$16,525	121	C15P2B	\$1,978	35	C30P3G	\$6,061	35

## Index

Sorted by Catalog Number

CATALOG #	LIST PRICE	PAGE #	CATALOG #	LIST PRICE	PAGE #	CATALOG #	LIST PRICE	PAGE #
C32P1B	\$649	34	C60P2G	\$7,734	35	CD200P2F	\$19,077	33
C32P1BC	\$742	38,94	C60P3C	\$11,081	35	CD200P2FB	\$19,077	33
C32P1DCR	\$891	40,270	C75P1CS	\$10,623	35	CD200P2FS	\$19,077	33
C32P2B	\$624	34	C75P1FSCR	\$11,801	41,271	CD200P2G	\$19,077	33
C32P2BC	\$717	38,94	C75P1GS	\$10,623	35	CD200P3F	\$23,753	33
C32P2DCR	\$866	40,270	C75P2C	\$9,837	35	CD20P1E	\$2,236	32
C32P2G	\$624	34	C75P2CS	\$9,837	35	CD20P1G	\$2,236	32
C32P3B	\$849	34	C75P2FCR	\$11,015	41,271	CD20P2E	\$2,186	32
C32P4B	\$1,315	34	C75P2FSCR	\$11,015	41,271	CD20P2G	\$2,186	32
C350P1CS	\$40,405	33,36	C75P2G	\$9,837	35	CD20P3E	\$3,537	32
C350P1GS	\$40,405	36	C75P3C	\$13,065	35	CD20P3G	\$3,537	32
C350P1WS	\$52,834	39	C7P1B	\$1,347	34	CD250P1FS	\$27,617	33
C350P2C	\$35,135	33,36	C7P1BC	\$1,460	38,94	CD250P2F	\$24,532	33
C350P2CB	\$35,135	33	C7P1DCR	\$1,665	40,270	CD250P2FB	\$24,532	33
C350P2W	\$51,798	39	C7P2B	\$1,218	34	CD25P1ES	\$2,542	32
C350P3WB	\$57,695	39	C7P2BC	\$1,331	38,94	CD25P1FS	\$2,542	32
C350T2C	\$49,229	130	C7P2DCR	\$1,536	40,270	CD25P1GS	\$2,542	32
C3P1B	\$867	34	C7P2G	\$1,218	34	CD25P2E	\$2,459	32
C3P1BC	\$960	38,94	C7P3B	\$2,236	34	CD25P2F	\$2,459	32
C3P1DCR	\$1,122	40,270	C7P3G	\$2,236	34	CD25P2G	\$2,459	32
C3P2B	\$766	34	CA3408	\$107	171	CD25P3E	\$4,418	32
C3P2BC	\$859	38,94	CA3410	\$122	171	CD25P3F	\$4,418	32
C3P2DCR	\$1,021	40,270	CA3414	\$140	166	CD25P3G	\$4,418	32
C3P2G	\$766	34	CD100P1FS	\$10,692	33	CD2P1E	\$640	31
C3P3B	\$1,170	34	CD100P1GS	\$10,692	33	CD2P1EC	\$735	37,93
C3P4B	\$1,815	34	CD100P2F	\$9,692	33	CD2P1G	\$640	31
C400P1CS	\$50,419	33,36	CD100P2FB	\$9,692	33	CD2P2E	\$649	31
C400P1WS	\$56,819	39	CD100P2FS	\$9,692	33	CD2P2EC	\$744	37,93
C400P2C	\$43,843	33,36	CD100P2G	\$9,692	33	CD2P2G	\$649	31
C400P2CB	\$43,843	33	CD100P3F	\$12,657	33	CD2P3E	\$955	31
C400P2W	\$54,576	39	CD100P3FB	\$12,657	33	CD2P3G	\$955	31
C400P3WB	\$61,660	39	CD100P3G	\$12,657	33	CD300P1FS	\$33,017	33
C40P1CS	\$4,922	35	CD10P1E	\$1,444	31	CD300P2F	\$28,342	33
C40P1FSCR	\$5,824	40,270	CD10P1EC	\$1,411	37,93	CD300P2FB	\$28,342	33
C40P2C	\$4,332	35	CD10P1G	\$1,444	31	CD30P1ES	\$3,050	32
C40P2FCR	\$5,234	40,270	CD10P2E	\$1,314	31	CD30P1FS	\$3,050	32
C40P2FSCR	\$5,234	40,270	CD10P2EC	\$1,444	37,93	CD30P1GS	\$3,050	32
C40P2G	\$4,332	35	CD10P2G	\$1,314	31	CD30P2E	\$2,920	32
C40P3C	\$8,163	35	CD10P3E	\$2,246	31	CD30P2F	\$2,920	32
C40P3G	\$8,163	35	CD10P3G	\$2,246	31	CD30P2G	\$2,920	32
C450P1WS	\$65,481	39	CD125P1FS	\$13,023	33	CD30P3E	\$5,025	32
C450P2W	\$61,029	39	CD125P1GS	\$13,023	33	CD30P3F	\$5,025	32
C450P3WB	\$71,310	39	CD125P2F	\$12,231	33	CD30P3G	\$5,025	32
C500P1WS	\$70,131	39	CD125P2FB	\$12,231	33	CD32P1E	\$616	31
C500P2W	\$68,464	39	CD125P2FS	\$12,231	33	CD32P1EC	\$711	37,93
C500P3WB	\$76,529	39	CD125P2G	\$12,231	33	CD32P1G	\$616	31
C50P1CS	\$6,333	35	CD125P3F	\$15,719	33	CD32P2E	\$591	31
C50P1FSCR	\$7,235	40,270	CD125P3FB	\$15,719	33	CD32P2EC	\$686	37,93
C50P2C	\$5,319	35	CD125P3G	\$15,719	33	CD32P2G	\$591	31
C50P2FCR	\$6,221	40,270	CD150P1FS	\$16,509	33	CD32P3E	\$813	31
C50P2FSCR	\$6,221	40,270	CD150P1GS	\$16,509	33	CD32P3G	\$813	31
C50P2G	\$5,319	35	CD150P2F	\$14,730	33	CD3P1E	\$742	31
C50P3C	\$9,405	35	CD150P2FB	\$14,730	33	CD3P1EC	\$872	37,93
C50P3G	\$9,405	35	CD150P2FS	\$14,730	33	CD3P1G	\$742	31
C5P1B	\$1,087	34	CD150P2G	\$14,730	33	CD3P2E	\$709	31
C5P1BC	\$1,180	38,94	CD150P3F	\$17,976	33	CD3P2EC	\$839	37,93
C5P1DCR	\$1,342	40,270	CD150P3FB	\$17,976	33	CD3P2G	\$709	31
C5P2B	\$890	34	CD150P3G	\$17,976	33	CD3P3E	\$1,264	31
C5P2BC	\$983	38,94	CD15P1E	\$1,804	31	CD3P3G	\$1,264	31
C5P2DCR	\$1,145	40,270	CD15P1G	\$1,804	31	CD40P1ES	\$3,595	32
C5P2G	\$890	34	CD15P2E	\$1,757	31	CD40P1FS	\$3,595	32
C5P3B	\$1,675	34	CD15P2G	\$1,757	31	CD40P1GS	\$3,595	32
C5P4B	\$2,529	34	CD15P3E	\$2,984	31	CD40P2E	\$3,486	32
C600P1WS	\$74,190	39	CD15P3G	\$2,984	31	CD40P2F	\$3,486	32
C600P2W	\$76,750	39	CD1P2E	\$553	31	CD40P2G	\$3,486	32
C60P1CS	\$8,454	35	CD1P2G	\$553	31	CD40P3E	\$5,568	32
C60P1FSCR	\$9,632	40,270	CD1P3E	\$705	31	CD40P3F	\$5,568	32
C60P2C	\$7,734	35	CD1P3G	\$705	31	CD40P3G	\$5,568	32
C60P2FCR	\$8,912	40,270	CD200P1FS	\$19,077	33	CD50P1ES	\$4,817	32
C60P2FSCR	\$8,912	40,270	CD200P1GS	\$19,077	33	CD50P1FS	\$4,817	32

# Index

Sorted by Catalog Number

CATALOG #	LIST PRICE	PAGE #	CATALOG #	LIST PRICE	PAGE #	CATALOG #	LIST PRICE	PAGE #
CD50P1GS	\$4,817	32	CHT5V2BLE	\$3,654	268	CVW7V2B6	\$1,691	69B
CD50P2E	\$4,327	32	CHT5V2GLE	\$3,654	268	CVW7V2H6	\$1,691	69B
CD50P2F	\$4,327	32	CHT60V2CLG	\$15,131	268	CVW7V3B6	\$3,049	69B
CD50P2G	\$4,327	32	CHT60V2GLG	\$15,131	268	CVWG5V2B6	\$1,579	69A
CD50P3E	\$6,925	32	CHT75V2CLG	\$17,917	268	CVWG7V2B6	\$2,016	69A
CD50P3F	\$6,925	32	CHT75V2GLG	\$17,917	268	CVWG10V2B6	\$2,301	69A
CD50P3G	\$6,925	32	CHT7V1BLE	\$4,044	268	CVWG15V2B6	\$3,164	69A
CD5P1E	\$881	31	CHT7V1GLE	\$4,044	268	CVWG20V2B6	\$3,545	69A
CD5P1EC	\$1,011	37,93	CHT7V2BLE	\$3,962	268	CVWG25V2B6	\$4,687	69A
CD5P1G	\$881	31	CHT7V2GLE	\$3,962	268	CVWG30V2B6	\$4,916	69A
CD5P2E	\$808	31	CNT100P1FG	\$18,448	272	CVWG40V2B6	\$6,125	69A
CD5P2EC	\$938	37,93	CNT100P2FG	\$16,125	272	CVWG50V2B6	\$7,039	69A
CD5P2G	\$808	31	CNT10P1DE	\$2,465	272	CVWG60V2B6	\$9,275	69A
CD5P3E	\$1,629	31	CNT10P2DE	\$2,326	272	CVWG75V2B6	\$10,647	69A
CD5P3G	\$1,629	31	CNT125P1FG	\$22,380	272	CWG3V2B2	\$1,375	69A
CD60P1FS	\$6,194	32	CNT125P2FG	\$19,430	272	CWG5V2B2	\$1,420	69A
CD60P1GS	\$6,194	32	CNT150P1FG	\$26,988	272	CWG7V2B2	\$1,834	69A
CD60P2E	\$6,044	32	CNT150P2FG	\$22,614	272	CWG10V2B2	\$2,111	69A
CD60P2F	\$6,044	32	CNT15P1DE	\$3,140	272	CWG15V2B2	\$2,913	69A
CD60P2G	\$6,044	32	CNT15P2DE	\$2,875	272	CWG20V2B2	\$3,282	69A
CD60P3F	\$8,147	32	CNT200P1FG	\$33,720	272	CWG25V2B2	\$4,346	69A
CD60P3G	\$8,147	32	CNT200P2FG	\$27,273	272	CWG30V2B2	\$4,568	69A
CD75P1FS	\$7,976	32	CNT20P1DE	\$3,770	272	CWG40V2B2	\$5,685	69A
CD75P1GS	\$7,976	32	CNT20P2DE	\$3,427	272	CWG50V2B2	\$6,571	69A
CD75P2E	\$7,392	32	CNT25P1FE	\$4,696	272	CWG60V2B2	\$8,717	69A
CD75P2F	\$7,392	32	CNT25P2FE	\$4,212	272	CW10V2E2	\$1,786	70
CD75P2G	\$7,392	32	CNT30P1FE	\$5,369	272	CW10V2G2	\$1,786	70
CD75P3F	\$9,692	32	CNT30P2FE	\$4,780	272	CW10V2H2	\$1,786	70
CD75P3FB	\$9,692	32	CNT3P1DE	\$1,459	272	CW10V3E2	\$3,304	70
CD75P3G	\$9,692	32	CNT3P2DE	\$1,327	272	CW15V2E2	\$2,563	70
CD7P1E	\$1,098	31	CNT40P1FG	\$6,698	272	CW15V2G2	\$2,563	70
CD7P1EC	\$1,228	37,93	CNT40P2FG	\$6,020	272	CW15V2H2	\$2,563	70
CD7P1G	\$1,098	31	CNT50P1FG	\$8,320	272	CW20V2E2	\$2,932	70
CD7P2E	\$1,055	31	CNT50P2FG	\$7,154	272	CW20V2G2	\$2,932	70
CD7P2EC	\$1,185	37,93	CNT5P1DE	\$1,745	272	CW20V2H2	\$2,932	70
CD7P2G	\$1,055	31	CNT5P2DE	\$1,489	272	CW25V2E2	\$3,981	70
CD7P3E	\$1,854	31	CNT60P1FG	\$11,077	272	CW25V2G2	\$3,981	70
CD7P3G	\$1,854	31	CNT60P2FG	\$10,294	272	CW25V2H2	\$3,981	70
CHT100V2CLG	\$24,122	268	CNT75P1FG	\$13,571	272	CW2V2E2	\$698	70
CHT100V2GLG	\$24,122	268	CNT75P2FG	\$12,667	272	CW2V3E2	\$1,290	70
CHT10V1BLE	\$4,398	268	CNT7P1DE	\$2,165	272	CW30V2E2	\$4,203	70
CHT10V1GLE	\$4,398	268	CNT7P2DE	\$1,997	272	CW30V2G2	\$4,203	70
CHT10V2BLE	\$4,307	268	CVW100V2B6	\$15,250	69B	CW3V2E2	\$1,050	70
CHT10V2GLE	\$4,307	268	CVW10V2B6	\$1,976	69B	CW3V2G2	\$1,050	70
CHT125V2CLG	\$33,598	268	CVW10V2H6	\$1,976	69B	CW3V2H2	\$1,050	70
CHT125V2GLG	\$33,598	268	CVW10V3B6	\$3,577	69B	CW3V3E2	\$1,942	70
CHT150V2CLG	\$39,655	268	CVW15V2B6	\$2,814	69B	CW40V2E2	\$5,307	70
CHT150V2GLG	\$39,655	268	CVW15V2H6	\$2,814	69B	CW40V2G2	\$5,307	70
CHT15V1BLE	\$4,945	268	CVW15V3B6	\$5,105	69B	CW50V2E2	\$6,193	70
CHT15V1GLE	\$4,945	268	CVW20V2B6	\$3,195	69B	CW50V2G2	\$6,193	70
CHT15V2BLE	\$6,019	268	CVW20V2H6	\$3,195	69B	CW5V2E2	\$1,095	70
CHT15V2GLE	\$6,019	268	CVW20V3B6	\$5,809	69B	CW5V2G2	\$1,095	70
CHT200V2CLG	\$52,944	268	CVW25V2B6	\$4,322	69B	CW5V2H2	\$1,095	70
CHT200V2GLG	\$52,944	268	CVW25V3B6	\$7,867	69B	CW5V3E2	\$2,026	70
CHT20V2BLE	\$6,703	268	CVW2V3B6	\$1,454	69B	CW60V2E2	\$8,297	70
CHT20V2GLE	\$6,703	268	CVW30V2B6	\$4,551	69B	CW60V2G2	\$8,297	70
CHT250V2CLJX	\$61,776	268	CVW30V3B6	\$8,290	69B	CW75V2E2	\$9,628	70
CHT250V2GLJX	\$61,776	268	CVW3V2B6	\$1,206	69B	CW7V2E2	\$1,509	70
CHT25V2BLF	\$7,565	268	CVW3V3B6	\$2,138	69B	CW7V2G2	\$1,509	70
CHT25V2GLF	\$7,565	268	CVW40V2B6	\$5,747	69B	CW7V2H2	\$1,509	70
CHT300V2CLJX	\$67,994	268	CVW40V3B6	\$10,422	69B	CW7V3E2	\$2,791	70
CHT300V2GLJX	\$67,994	268	CVW50V2B6	\$6,661	69B	D100P1ES	\$6,500	57
CHT30V2BLF	\$8,337	268	CVW50V3B6	\$12,111	69B	D100P1GS	\$6,500	57
CHT30V2GLF	\$8,337	268	CVW5V2B6	\$1,254	69B	D100P2E	\$6,571	57
CHT40V2BLG	\$10,564	268	CVW5V2H6	\$1,254	69B	D100P2ES	\$6,571	57
CHT40V2GLG	\$10,564	268	CVW5V3B6	\$2,224	69B	D100P2FS	\$6,571	57
CHT50V2BLG	\$12,194	268	CVW60V2B6	\$8,855	69B	D100P2G	\$6,571	57
CHT50V2GLG	\$12,194	268	CVW60V3B6	\$16,229	69B	D100P2GS	\$6,571	57
CHT5V1BLE	\$3,893	268	CVW75V2B6	\$10,227	69B	D100P3C	\$10,274	57
CHT5V1GLE	\$3,893	268	CVW75V3B6	\$18,766	69B	D100P3E	\$10,274	57

## Index

Sorted by Catalog Number

CATALOG #	LIST PRICE	PAGE #	CATALOG #	LIST PRICE	PAGE #	CATALOG #	LIST PRICE	PAGE #
D100P3G	\$10,274	57	D13B2NZA9	\$172	139	D1CA2J14	\$515	141
D100P4E	\$16,450	57	D13B3P9	\$379	139	D1CM2J14	\$538	141
D100V1BS	\$7,282	132	D13BA2N4A	\$195	139	D1CP1PH	\$533	141
D100V2B	\$7,360	132	D13C2JC	\$425	107,144	D1CP1PH9	\$475	140
D100V3C	\$11,507	132	D13C4P9	\$816	140	D1CP1PHC	\$516	107,144
D10C1K21	\$2,287	142	D13CA1J49	\$281	140	D1CP2PCR	\$662	107,144,207
D10C2K21	\$1,794	142	D13CA1J9	\$281	140	D1CP2PH	\$661	141
D10P1D	\$1,029	54	D13CA2JCR	\$387	107,144,207	D1CP2PH9	\$486	140
D10P1DC	\$1,101	60,104,204	D13CP2P	\$402	141	D1CP2PHC	\$795	107,144
D10P1G	\$1,029	54	D13CP2P4	\$395	141	D1CP3PH	\$816	141
D10P1H	\$1,029	54	D13CP2P49	\$346	140	D1CPA1PCR	\$560	107,144,207
D10P2D	\$1,043	54	D13CP2PCR	\$423	107,144,207	D1CPA1PH9	\$480	140
D10P2DC	\$1,116	60,104,204	D13CP2Z49	\$312	140	D1CPA2JH9	\$644	140
D10P2G	\$1,043	54	D13CP3PH9	\$507	140	D1CPA2P9	\$644	140
D10P2H	\$1,043	54	D13CPA1P4	\$333	141	D1CPA2PH	\$671	141
D10P3D	\$1,851	54	D13CPA2P49	\$378	140	D1CPA2PH9	\$644	140,260
D10P3G	\$1,851	54	D13CPA2P9	\$370	140	D1CPA3PH9	\$878	140
D10P3H	\$1,851	54	D13CPA2Z4	\$523	141	D1CPM1PH	\$560	141
D10P4D	\$3,266	54	D13CPA3P9	\$525	140	D1CPM2PH	\$672	141
D10V1B	\$1,214	131	D13CPM2P	\$426	141	D1E2DZH	\$385	53
D10V2B	\$1,231	131	D13CPM3P9	\$515	140	D1P1A	\$400	53
D10V3B	\$2,184	131	D13P2ACR	\$299	104	D1P2AH	\$405	53
D125P1FS	\$8,706	57	D13P2AH	\$282	53	D1P2AHC	\$433	60,104,203
D125P1GS	\$8,706	57	D13P2AH9	\$365	59	D1P2D	\$443	53
D125P2F	\$8,743	57	D14B2N49	\$143	139	D1P2DC	\$474	60,104,203
D125P2FS	\$8,743	57	D14B2N4Z	\$119	139	D1P2DH9	\$453	59
D125P2G	\$8,743	57	D14B2NZA9	\$172	139	D1P2DHZ	\$443	53
D125P2GS	\$8,743	57	D14B3N9	\$326	139	D1P2G	\$443	53
D125P3F	\$11,097	57	D14B3NCR	\$326	107,144,207	D1P2H	\$443	53
D125P3G	\$11,097	57	D14CP2P4	\$335	141	D1P3D	\$595	53
D125V1CS	\$9,490	132	D14CP2P9	\$285	140	D1P3G	\$595	53
D125V2C	\$9,530	132	D14CPA2P4	\$403	141	D1P3H	\$595	53
D12ARM2N	\$555	260	D14CPA2P49	\$341	140	D1P4E	\$686	53
D12ARM2N9	\$587	260	D14CPA2P9	\$333	140	D1V2B	\$525	131
D12B2N4	\$234	139	D14CPA3P9	\$472	140	D200P1FS	\$13,917	57
D12B2N49	\$269	139	D14CPM3P9	\$457	140	D200P1GS	\$13,917	57
D12B2NA9	\$241	139	D14P2ACR	\$281	104	D200P2F	\$14,286	57
D12B2NZA9	\$222	139	D14P2AH	\$275	53	D200P2FS	\$14,286	57
D12BM2N	\$284	139	D14P2B4	\$265	53	D200P2G	\$14,286	57
D12C3JCR	\$479	107,144,207	D14P3A	\$397	53	D200P3F	\$19,649	57
D12CA2JCR	\$456	107,144,207	D150P1FS	\$10,743	57	D200P3G	\$19,649	57
D12CP1P49	\$227	140	D150P1GS	\$10,743	57	D200V2C	\$15,572	132
D12CP2P	\$478	141	D150P2F	\$11,431	57	D20P1D	\$1,711	55
D12CP2P4	\$470	141	D150P2FS	\$11,431	57	D20P1EC	\$1,831	60,104,204
D12CP2P49	\$283	140	D150P2G	\$11,431	57	D20P1G	\$1,711	55
D12CP2PC	\$567	107,144	D150P3F	\$14,949	57	D20P1H	\$1,711	55
D12CP2PCR	\$497	107,144,207	D150P3G	\$14,949	57	D20P2D	\$1,829	55
D12CP2PH9	\$360	140	D150V1BS	\$11,710	132	D20P2EC	\$1,957	60,104,204
D12CP3PH	\$606	141	D150V2C	\$12,460	132	D20P2G	\$1,829	55
D12CP3PH9	\$590	140	D150V3C	\$16,294	132	D20P2H	\$1,829	55
D12CPA2P	\$486	141	D15P1D	\$1,414	55	D20P3D	\$2,880	55
D12CPA2P4	\$583	141	D15P1DC	\$1,513	60,104,204	D20P3G	\$2,880	55
D12CPA2P49	\$330	140	D15P1G	\$1,414	55	D20P3H	\$2,880	55
D12CPA2PCR	\$570	107,144,207	D15P1H	\$1,414	55	D20P4E	\$4,316	55
D12CPA2PH9	\$378	140	D15P2D	\$1,426	55	D20V1B	\$2,019	131
D12CPA3PH9	\$685	140	D15P2EC	\$1,526	60,104,204	D20V2B	\$2,266	131
D12CPM2P	\$507	141	D15P2G	\$1,426	55	D20V3B	\$3,398	131
D12P2ACR	\$342	104	D15P2H	\$1,426	55	D250P1FS	\$18,343	57
D12P2AH	\$322	53	D15P3D	\$2,363	55	D250P1GS	\$18,343	57
D12P2AH9	\$373	59	D15P3G	\$2,363	55	D250P2FF	\$16,151	57
D12P2D	\$322	53	D15P3H	\$2,363	55	D250P2FFS	\$16,151	57
D12P3AH	\$511	53	D15P4D	\$4,292	55	D250P2GF	\$16,151	57
D13ARM2N9	\$524	260	D15V1B	\$1,669	131	D250P3G	\$22,343	57
D13B10N49	\$229	139	D15V2B	\$1,767	131	D250V2C	\$17,605	132
D13B1N4	\$191	139	D15V3B	\$2,788	131	D25P1D	\$2,237	55
D13B2K4A9	\$167	139	D16B2N4Z9	\$169	139	D25P1EC	\$2,394	60,104,204
D13B2N4A	\$146	139	D16B3N4Z9	\$274	139	D25P1G	\$2,237	55
D13B2N4A9	\$152	139	D1C2J14	\$476	141	D25P1H	\$2,237	55
D13B2N4Z	\$122	139	D1C2J14C	\$636	107,144	D25P2CS	\$2,214	55
D13B2N4Z9	\$207	139	D1C2P18Z	\$843	141	D25P2D	\$2,214	55

# Index

Sorted by Catalog Number

CATALOG #	LIST PRICE	PAGE #	CATALOG #	LIST PRICE	PAGE #	CATALOG #	LIST PRICE	PAGE #
D25P2DC	\$2,446	60,104,204	D30P3H	\$3,629	55	D3C1P18	\$982	142
D25P2DS	\$2,214	55	D30V1BS	\$3,033	131	D3C2P18	\$918	142
D25P2G	\$2,214	55	D30V2B	\$3,174	131	D3CA1JCR	\$775	107,144,208
D25P2GS	\$2,214	55	D30V3B	\$4,173	131	D3CPM1T	\$888	142,192
D25P2H	\$2,214	55	D32C1J14	\$474	141	D3P1D	\$529	54
D25P2HS	\$2,214	55	D32C1J14C	\$508	107,144	D3P1DC	\$566	60,104,203
D25P3D	\$3,163	55	D32C1JCR	\$499	107,144,208	D3P1G	\$529	54
D25P3G	\$3,163	55	D32C1JH	\$474	141	D3P1H	\$529	54
D25P3H	\$3,163	55	D32C1JHC	\$508	107,144	D3P2AHZ	\$576	54
D25P4E	\$5,113	55	D32C2J14	\$632	141	D3P2D	\$544	54
D25V1B	\$2,640	131	D32C2J149	\$566	140	D3P2DC	\$582	60,104,203
D25V2B	\$2,744	131	D32C2J14C	\$670	107,144	D3P2G	\$544	54
D25V3B	\$3,732	131	D32C2J14CR	\$579	107,144,208	D3P2H	\$544	54
D2C1J14	\$714	142	D32C2P18Z	\$955	141	D3P3D	\$855	54
D2C1J14C	\$654	107,144	D32CM1JH	\$543	141	D3P3G	\$855	54
D2C1J14CR	\$646	107,144,208	D32CM2J14	\$630	141	D3P3H	\$855	54
D2C1JCR	\$646	107,144,208	D32CP2PCR	\$693	107,144,208	D3P4E	\$1,435	54
D2C2J14	\$762	142	D32CP2PH	\$861	141	D3PA2D	\$794	54
D2C2P18	\$728	142	D32CP2PH9	\$622	140	D3V2B	\$642	131
D2C2P21Z	\$1,212	142	D32CP2PHC	\$836	107,144	D400P1FS	\$34,056	58
D2CA2J14	\$792	142	D32CPA1PH9	\$637	140	D400P2F	\$33,647	58
D2CA2J14CR	\$831	107,144,208	D32CPA2PH	\$876	141	D40P1DS	\$2,883	56
D2CA2JCR	\$831	107,144,208	D32CPA2PH9	\$787	140	D40P1DSC	\$3,115	60,104,204
D2CM2J14	\$815	142	D32CPM1PH	\$678	141	D40P1GS	\$2,883	56
D2CP1PH	\$775	142	D32CPM2PH	\$816	141	D40P1HS	\$2,883	56
D2CP2PCR	\$990	107,144,208	D32P1ACR	\$502	104	D40P2D	\$2,889	56
D2CP2PH9	\$765	140	D32P1AHC	\$500	60,104,203	D40P2DC	\$3,424	60,104,204
D2CP2PHC	\$977	107,144	D32P1D	\$472	53	D40P2DS	\$2,889	56
D2CPA1PH9	\$700	140	D32P1DC	\$505	60,104,203	D40P2G	\$2,889	56
D2CPA2PH	\$987	142	D32P1G	\$472	53	D40P2GS	\$2,889	56
D2CPA2PH9	\$995	140	D32P1H	\$472	53	D40P2H	\$2,889	56
D2CPM2PH	\$1,018	142	D32P2ACR	\$499	104	D40P2HS	\$2,889	56
D2P1ACR	\$548	104	D32P2AH	\$466	53	D40P3E	\$5,786	56
D2P1AH	\$462	53	D32P2AH9	\$473	59	D40P3G	\$5,786	56
D2P1AHC	\$494	60,104,203	D32P2B2	\$466	53	D40P4E	\$7,020	56
D2P1D	\$515	53	D32P2D	\$466	53	D40V1BS	\$3,315	131
D2P1DC	\$551	60,104,203	D32P2DC	\$499	60,104,203	D40V2B	\$3,322	131
D2P1G	\$515	53	D32P2G	\$466	53	D40V3B	\$6,654	131
D2P1H	\$515	53	D32P2H	\$466	53	D50P1DS	\$3,243	56
D2P2ACR	\$545	104	D32P3D	\$600	53	D50P1DSC	\$3,778	60,104,204
D2P2AH	\$415	53	D32P3G	\$600	53	D50P1GS	\$3,243	56
D2P2B2	\$512	53	D32P3H	\$600	53	D50P1HS	\$3,243	56
D2P2D	\$512	53	D32PA1AH9	\$622	59	D50P2D	\$3,386	56
D2P2DC	\$548	60,104,203	D32SA1AH9	\$541	59	D50P2DC	\$3,921	60,104,204
D2P2DHz	\$444	53	D32V2B	\$550	131	D50P2DS	\$3,386	56
D2P2G	\$512	54	D32V3B	\$708	131	D50P2FS	\$3,386	56
D2P2H	\$512	53	D34ARM2NCR	\$558	260	D50P2G	\$3,386	56
D2P3D	\$672	54	D34B2N9	\$295	139	D50P2GS	\$3,386	56
D2P3G	\$672	54	D34C1JC	\$353	107,144	D50P2H	\$3,386	56
D2P3H	\$672	54	D34CA1JCR	\$388	107,144,207	D50P2HS	\$3,386	56
D2P4E	\$1,119	54	D34CP1PH	\$398	141	D50P3E	\$6,506	56
D2V2B	\$604	131	D34CP2PCR	\$610	107,144,207	D50P3G	\$6,506	56
D2V3B	\$793	131	D34CP2PH	\$588	141	D50P4E	\$8,364	56
D300P1FS	\$25,362	58	D34CP2PH9	\$408	140	D50V1BS	\$3,729	131
D300P2F	\$21,169	58	D34CP2PHC	\$692	107,144	D50V2B	\$3,894	131
D300P2FS	\$21,169	58	D34CP3PH	\$746	141	D50V3B	\$7,492	131
D300P2GS	\$21,169	58	D34CPA1PH9	\$340	140	D5C1K18	\$1,011	142
D30P1DS	\$2,637	55	D34CPA2PCR	\$690	107,144,207	D5C2K	\$909	192
D30P1DSC	\$2,869	60,104,204	D34CPA2PH	\$602	141	D5C2K18	\$1,389	142
D30P1GS	\$2,637	55	D34CPA2PH9	\$434	140	D5C2K21	\$1,394	142
D30P1HS	\$2,637	55	D34CPM1PCR	\$516	107,144,207	D5C2K21Z	\$2,028	142
D30P2D	\$2,629	55	D34CPM1PH	\$495	141	D5CM1K14	\$866	192
D30P2DC	\$2,861	60,104,204	D34CPM2PH	\$637	141	D5P1D	\$564	54
D30P2DS	\$2,629	55	D34P1B	\$346	53	D5P1DC	\$603	60,104,203
D30P2G	\$2,629	55	D34P2ACR	\$381	104	D5P1G	\$564	54
D30P2GS	\$2,629	55	D34P2AH	\$359	53	D5P1H	\$564	54
D30P2H	\$2,629	55	D34P2AH9	\$396	59	D5P2D	\$586	54
D30P2HS	\$2,629	55	D350P1FS	\$29,028	58	D5P2DC	\$627	60,104,203
D30P3D	\$3,629	55	D350P2F	\$28,679	58	D5P2G	\$586	54
D30P3G	\$3,629	55	D350P2FS	\$28,679	58	D5P2H	\$586	54



## Index

Sorted by Catalog Number

CATALOG #	LIST PRICE	PAGE #	CATALOG #	LIST PRICE	PAGE #	CATALOG #	LIST PRICE	PAGE #
D5P3D	\$1,122	54	DH25S1BF	\$2,488	259	DJ25P1DM	\$2,567	217,247
D5P3G	\$1,122	54	DH25S1GF	\$2,488	259	DJ25P1EM	\$2,567	217,247
D5P3H	\$1,122	54	DH25S2BF	\$3,741	259	DJ25P1EP	\$2,461	218,248
D5P4D	\$2,271	54	DH25S2GF	\$4,051	259	DJ25P1HP	\$2,461	218,248
D5P4G	\$2,271	54	DH25S2HF	\$3,741	259	DJ25P2DM	\$2,435	217,247
D5PA2A	\$836	54	DH30S1BF	\$2,808	259	DJ25P2DP	\$2,435	218,248
D5V1B	\$667	131	DH30S1GF	\$2,808	259	DJ25P2GP	\$2,435	218,248
D5V2B	\$726	131	DH30S2BF	\$4,508	259	DJ25P2HP	\$2,435	218,248
D5V3B	\$1,324	131	DH30S2GF	\$4,870	259	DJ2C2P18M	\$711	221
D60P1DS	\$4,469	56	DH30S2HF	\$4,508	259	DJ2E1DM	\$524	216,246
D60P1DSC	\$5,004	60,104,204	DH40S1BF	\$3,004	259	DJ2E2GM	\$482	216,246
D60P1GS	\$4,469	56	DH40S1GF	\$3,004	259	DJ2P1DM	\$567	216,246
D60P1HS	\$4,469	56	DH40S2BF	\$5,247	259	DJ2P2DM	\$563	216,246
D60P2E	\$4,657	56	DH40S2GF	\$5,518	259	DJ2P2DP	\$563	218,248
D60P2ES	\$4,657	56	DH40S2HF	\$5,247	259	DJ2P2DU	\$642	217,247
D60P2FS	\$4,657	56	DH50S2BF	\$6,482	259	DJ2P2GM	\$563	216,246
D60P2G	\$4,657	56	DH50S2GF	\$6,960	259	DJ2P2HM	\$563	216,246
D60P2GS	\$4,657	56	DH50S2HF	\$6,482	259	DJ2P3DM	\$739	216,246
D60P3E	\$7,706	56	DH60S2BF	\$7,794	259	DJ30P1DM	\$2,901	217,247
D60P3G	\$7,706	56	DH60S2GF	\$8,207	259	DJ30P1DP	\$2,901	218,248
D60P4E	\$9,698	56	DH60S2HF	\$7,794	259	DJ30P2DM	\$2,892	217,247
D60V1BS	\$5,005	131	DH75S2BF	\$9,587	259	DJ30P2DP	\$2,892	218,248
D60V2B	\$5,216	131	DH75S2GF	\$10,129	259	DJ32E1DM	\$491	216,246
D75P1ES	\$5,886	56	DJ10C1K21M	\$1,601	221	DJ32P1DM	\$519	216,246
D75P1GS	\$5,886	56	DJ10C1K21P	\$1,601	221	DJ32P1DU	\$609	217,247
D75P2E	\$5,514	56	DJ10C2K21M	\$1,476	221	DJ32P2DM	\$513	216,246
D75P2ES	\$5,514	56	DJ10C2K21P	\$1,476	221	DJ32P2DP	\$513	218,248
D75P2FS	\$5,514	56	DJ10E1GM	\$1,076	217,247	DJ32P2DU	\$581	217,247
D75P2G	\$5,514	56	DJ10P1DJ	\$1,132	219,248	DJ32P2HM	\$513	216,246
D75P2GS	\$5,514	56	DJ10P1DM	\$1,132	217,247	DJ32P3DM	\$660	216,246
D75P3E	\$8,674	56	DJ10P1DP	\$1,132	218,248	DJ34P3DM	\$655	216,246
D75P3G	\$8,674	56	DJ10P1DU	\$1,420	217,247	DJ3C1P18M	\$786	221
D75P4E	\$11,665	56	DJ10P1GM	\$1,132	217,247	DJ3C2P18M	\$716	221
D75V1BS	\$6,592	132	DJ10P1HM	\$1,132	217,247	DJ3C2P18P	\$716	221
D75V2B	\$6,176	132	DJ10P2DJ	\$1,147	219,248	DJ3P1DM	\$582	216,246
D75V3B	\$9,715	132	DJ10P2DM	\$1,147	217,247	DJ3P2DM	\$598	216,246
D7C1K	\$969	192	DJ10P2DP	\$1,147	218,248	DJ3P2DP	\$598	218,248
D7C1K18	\$1,138	142	DJ10P2DU	\$1,400	217,247	DJ3P2DU	\$758	217,247
D7C1K21	\$1,265	142	DJ10P2HM	\$1,147	217,247	DJ3P2HM	\$598	216,246
D7C2K21	\$1,596	142	DJ10P3EP	\$2,036	218,248	DJ3P3DM	\$941	216,246
D7P1D	\$880	54	DJ15P1DJ	\$1,555	219,248	DJ40E1GP	\$3,512	218,248
D7P1DC	\$942	60,104,204	DJ15P1DM	\$1,555	217,247	DJ40P1DM	\$3,171	217,247
D7P1G	\$880	54	DJ15P1DP	\$1,555	218,248	DJ40P1DP	\$3,171	218,248
D7P1H	\$880	54	DJ15P1DU	\$1,809	217,247	DJ40P1GM	\$3,171	217,247
D7P2D	\$857	54	DJ15P1HP	\$1,555	218,248	DJ40P1GP	\$3,171	218,248
D7P2DC	\$917	60,104,204	DJ15P2DU	\$2,055	247	DJ40P2DM	\$3,178	217,247
D7P2G	\$857	54	DJ15P2EM	\$1,712	217,247	DJ40P2DP	\$3,178	218,248
D7P2H	\$857	54	DJ15P2EP	\$1,569	218,248	DJ50P1DM	\$3,567	217,247
D7P3D	\$1,423	54	DJ15P2EU	\$2,055	217,247	DJ50P1DP	\$3,567	218,248
D7P3G	\$1,423	54	DJ15P2HP	\$1,569	218,248	DJ50P2DM	\$3,725	217,247
D7P3H	\$1,423	54	DJ1E2DP	\$455	218,248	DJ50P2DP	\$3,725	218,248
D7P4D	\$2,889	54	DJ1P2DM	\$487	216,246	DJ5C1K18M	\$945	221
D7P4G	\$2,889	54	DJ1P2DP	\$487	218,248	DJ5C1K18P	\$945	221
D7PA2A	\$1,207	54	DJ1P2DU	\$570	217,247	DJ5C2K18M	\$904	221
D7V1B	\$1,038	131	DJ1P2HM	\$487	216,246	DJ5C2K18P	\$904	221
D7V2B	\$1,011	131	DJ1P3DM	\$655	216,246	DJ5C2K21M	\$1,087	221
D7V3B	\$1,679	131	DJ20E1DM	\$1,611	218,248	DJ5E1HM	\$718	216,247
DC48	\$42	284	DJ20E1GP	\$1,611	217,247	DJ5P1DM	\$620	216,247
DC56	\$42	284	DJ20E1GP	\$1,611	218,248	DJ5P1HM	\$620	216,247
DH100S2BF	\$11,739	259	DJ20P1EM	\$1,874	217,247	DJ5P2DM	\$645	216,247
DH100S2GF	\$12,126	259	DJ20P1EP	\$1,882	218,248	DJ5P2DP	\$645	218,248
DH125S2BF	\$12,800	259	DJ20P1EU	\$2,249	217,247	DJ5P2DU	\$898	217,247
DH125S2GF	\$13,188	259	DJ20P1GM	\$1,874	217,247	DJ5P2GM	\$645	216,247
DH15S1BF	\$1,829	259	DJ20P1HP	\$1,882	218,248	DJ5P2HM	\$645	216,247
DH15S1GF	\$1,829	259	DJ20P2DM	\$1,970	217,247	DJ5P3DM	\$1,234	216,247
DH20S1BF	\$2,067	259	DJ20P2EM	\$1,970	217,247	DJ60P1DM	\$4,916	217,247
DH20S1GF	\$2,067	259	DJ20P2EP	\$2,012	218,248	DJ60P1DP	\$4,915	218,248
DH20S2BF	\$2,586	259	DJ20P2HP	\$2,012	218,248	DJ7C1K18M	\$1,135	221
DH20S2GF	\$2,844	259	DJ25E1DP	\$2,094	218,248	DJ7C1K21M	\$1,364	221
DH20S2HF	\$2,586	259	DJ25E2GP	\$2,406	218,248	DJ7C1K21P	\$1,364	221

# Index

Sorted by Catalog Number

CATALOG #	LIST PRICE	PAGE #	CATALOG #	LIST PRICE	PAGE #	CATALOG #	LIST PRICE	PAGE #
DJ7C2K21M	\$1,161	221	EE506B	\$474	203	ESN1202	\$531	238
DJ7C2K21P	\$1,161	221	EE508	\$444	203	ESN1302	\$796	238
DJ7P1DM	\$968	216,247	EE511	\$464	203	ET3205	\$299	239
DJ7P2DJ	\$943	219,248	EE511B	\$469	203	ET3207	\$336	239
DJ7P2DM	\$943	216,247	EE515	\$309	200	ET3210	\$380	239
DJ7P2DP	\$943	218,248	EE515-SPE	\$387	200	ET3215	\$484	239
DJ7P2DU	\$1,188	217,247	EE515B	\$324	200	ET3220	\$573	239
DJ7P2GM	\$943	216,247	EE516	\$350	200	ET3230	\$699	239
DJ7P2HM	\$943	216,247	EE516B	\$365	200	EU01	\$341	205
DJ7P3EP	\$1,565	218,248	EE586	\$345	200	EU02	\$349	205
E177	\$269	137	EE607	\$541	203	EU03	\$368	205
E180	\$303	137	EE607-5	\$349	203	EU0332	\$214	207
E183	\$328	137	EE607B	\$546	203	EU0332B	\$219	207
E186PE	\$428	137	EE609	\$537	203	EU0334	\$280	207
E188PE	\$454	137	EE612	\$705	203	EU04	\$498	205
E190PE	\$472	137	EE612B	\$402	203	EU05	\$458	205
E192PE	\$720	137	EE661	\$390	201	EU0502	\$285	207
E194PE	\$820	137	EE661B	\$405	201	EU0502B	\$290	207
E30S1BZ	\$2,144	258	EE684	\$357	200	EU0504	\$453	207
E40S1BZ	\$2,415	258	EE694	\$426	201	EU06	\$582	205
E40S1GZ	\$2,415	258	EE706	\$465	201	EU07	\$511	205
E40S1HZ	\$2,415	258	EE706B	\$480	201	EU0752	\$355	207
E497PE	\$1,140	137	EE707	\$512	201	EU0752B	\$359	207
E50S1BZ	\$3,534	258	EE707B	\$527	201	EU0754	\$553	207
E50S1GZ	\$3,534	258	EE733	\$710	203	EU08	\$625	205
E50S1HZ	\$3,534	258	EE733-5	\$719	203	EU09	\$655	206
EB384	\$899	192	EE733B	\$715	203	EU10	\$731	206
EB973	\$433	237	EE734	\$780	203	EU1002	\$409	207
EB981	\$449	235	EE734-5	\$790	203	EU1002B	\$413	207
EC01	\$332	205	EE734B	\$785	203	EU11	\$825	206
EC01B	\$334	205	EE736	\$775	203	EU12	\$894	206
EC02B	\$325	205	EE833B	\$850	203	EU1502	\$494	208
EC03	\$358	205	EE930	\$352	203	EU1502B	\$501	208
EC0332	\$208	207	EEQ500	\$1,424	243	EU2002	\$619	208
EC0332B	\$214	207	EEQ750	\$2,449	243	EU2002B	\$626	208
EC03B	\$363	205	EEQK1000	\$1,468	243	EU3002	\$705	208
EC04	\$339	205	EEQK1500	\$1,635	243	EU3002B	\$710	208
EC0502	\$280	207	EEQK500	\$961	243	EUSN1102	\$357	239
EC0504	\$453	207	EEQK750	\$1,109	243	EUSN1152	\$396	239
EC0504B	\$456	207	EEQKT1000	\$1,630	243	EUSN1202	\$454	239
EC06	\$448	205	EEQKT1500	\$1,815	243	EUSN1252	\$531	239
EC0752	\$350	207	EEQKT500	\$1,067	243	EUSN1302	\$763	239
EC09	\$351	205	EEQKT750	\$1,363	243	EV115	\$146	240
EC09B	\$508	205	EH281	\$268	238	EV230	\$139	240
EC1002	\$404	207	EH282	\$294	238	EZ15S1BZ	\$1,739	258
EC1004B	\$615	207	EH450	\$299	238	EZ15S1GZ	\$1,739	258
EC10B	\$623	206	EH451	\$326	238	EZ15S1HZ	\$1,739	258
EC11	\$398	206	EH491	\$312	238	EZ20S1BZ	\$1,780	258
EC11B	\$650	206	EH492	\$343	238	EZ20S1GZ	\$1,780	258
EC12	\$447	206	EH513	\$339	238	EZ20S1HZ	\$1,780	258
EC12B	\$729	206	EH514	\$370	238	EZ25S1BZ	\$1,912	258
EC13	\$815	206	EH616	\$441	238	EZ25S1GZ	\$1,912	258
EC13B	\$780	206	EH617	\$477	238	EZ25S1HZ	\$1,912	258
EC1502	\$490	208	EH635	\$383	238	EZ30S1BZ	\$2,144	258
EC16B	\$522	206	EH636	\$486	238	EZ30S1GZ	\$2,144	258
EC2002	\$618	208	EH637	\$589	238	EZ30S1HZ	\$2,144	258
EC2002B	\$620	208	EH704	\$482	238	EZ40S1BZ	\$2,415	258
EC3002	\$700	208	EH705	\$544	238	EZ40S1GZ	\$2,415	258
EE155	\$371	203	EH740	\$602	238	EZ40S1HZ	\$2,415	258
EE155-5	\$263	203	EH741	\$655	238	EZ50S1BZ	\$3,534	258
EE155B	\$256	203	EH755	\$638	238	EZ50S1GZ	\$3,534	258
EE2156	\$470	201	EH995	\$705	238	EZ50S1HZ	\$3,534	258
EE254	\$244	203	EJM104B	\$498	221	EZBN23	\$155	240
EE256	\$341	200	EJM154B	\$589	221	EZBN24	\$165	240
EE283	\$296	200	EJM202B	\$656	221	EZBN25	\$182	240
EE283B	\$311	200	EJM302B	\$707	221	EZBN35	\$214	240
EE446	\$449	203	EJM502B	\$747	221	EZBN36	\$214	240
EE446B	\$454	203	ESN1072	\$357	238	EZBN37	\$228	240
EE506	\$469	203	ESN1102	\$396	238	EZBN50	\$285	240
EE506-5	\$177	203	ESN1152	\$454	238	EZBV35	\$214	240

## Index

Sorted by Catalog Number

CATALOG #	LIST PRICE	PAGE #	CATALOG #	LIST PRICE	PAGE #	CATALOG #	LIST PRICE	PAGE #
FD10CM1K21Z	\$1,859	194	FDU7CM2K21	\$2,044	191	FF50E1XV	\$6,278	225
FD10CM2K21	\$2,380	193	FDU7CM2K21C	\$2,349	191	FF50E2AS	\$3,779	223
FD12AA4P	\$587	196	FDU7CM2K21Z	\$2,044	191	FF50E2GS	\$3,779	223
FD12AM2P4ZRS	\$487	198	FDU7CM2K21ZC	\$2,349	191	FF50E2XS	\$3,779	223
FD12BA2P	\$406	198	FF100E1BS	\$7,255	224	FF60E1BS	\$4,752	223
FD12BA2P9	\$417	198	FF100E1EV	\$10,828	225	FF60E1DV	\$7,219	225
FD12CM2P	\$324	193	FF100E1GS	\$7,255	224	FF60E1GS	\$4,752	223
FD12CM2PC	\$375	193	FF100E1GV	\$10,828	225	FF60E1GV	\$7,219	225
FD12CM2PCR	\$360	193	FF100E1XS	\$7,255	224	FF60E1XS	\$4,752	223
FD12CM2PZY	\$515	197	FF100E1XV	\$10,828	225	FF60E1XV	\$7,219	225
FD12CM2PZYR	\$495	197	FF100E2BS	\$7,333	224	FF60E2BS	\$5,197	223
FD12EA4B4Z7	\$435	195	FF100E2GS	\$7,333	224	FF60E2GS	\$5,197	223
FD12SA2D	\$336	198	FF100E2XS	\$7,333	224	FF60E2XS	\$5,197	223
FD12SM2DZYR	\$467	197	FF10E1DV	\$1,432	225	FF75E1ES	\$6,255	223
FD13AA2P4Z9	\$282	196	FF10E1XV	\$1,283	225	FF75E1GS	\$6,255	223
FD13BM2PZYR	\$313	197	FF125E1CS	\$9,717	224	FF75E1XS	\$6,255	223
FD13CM2P	\$278	193	FF125E1GS	\$9,717	224	FF75E1XV	\$9,415	225
FD13CM2PC	\$370	193	FF125E2CS	\$9,758	224	FF75E2BS	\$6,154	223
FD13CM2PCR	\$360	193	FF125E2GS	\$9,758	224	FF75E2GS	\$6,154	223
FD13SM2DZYR	\$424	197	FF150E1CS	\$11,990	224	FF75E2XS	\$6,154	223
FD1AA4KCR	\$551	196	FF150E1GS	\$11,990	224	FF7E1DV	\$1,027	225
FD1CA1PZ	\$423	194	FF150E2CS	\$12,757	224	FF7E1XV	\$1,027	225
FD1CA2J	\$552	198	FF150E2GS	\$12,757	224	FY01	\$580	109
FD1CA2J9	\$566	198	FF15E1DV	\$1,682	225	FY11	\$1,150	109
FD1CM2P14	\$684	193	FF15E1GV	\$1,642	225	FY12	\$1,000	109
FD1CM2PCR	\$493	193	FF15E1XV	\$1,682	225	FY13	\$1,000	109
FD1CM2PHC	\$503	193	FF200E1CS	\$15,532	224	G591	\$487	137
FD1CM2PZ	\$439	193	FF200E1GS	\$15,532	224	G592	\$524	137
FD1CM2PZY	\$652	197	FF200E2CS	\$15,945	224	G593	\$550	137
FD1CPA2JH	\$682	198	FF200E2GS	\$15,945	224	G594	\$625	137
FD1EA2D	\$415	198	FF20E1A	\$1,724	223	G595	\$634	137
FD1PM2DZYR	\$549	197	FF20E1DV	\$2,094	225	G596	\$650	137
FD2CA1P14	\$686	194	FF20E1GV	\$2,094	225	G636	\$691	67
FD2CM2P18	\$779	193	FF20E1X	\$1,724	223	G637	\$732	67
FD2CM2PHC	\$704	193	FF20E1XV	\$2,094	225	G638	\$818	67
FD2CM2PHZ	\$639	193	FF20E2A	\$1,934	223	G639	\$992	67
FD32CA1P14	\$582	194	FF20E2X	\$1,934	223	G641	\$818	67
FD32CA2P	\$653	198	FF250E1FS	\$20,473	224	G642	\$992	67
FD32CM2P14	\$473	193	FF250E2FS	\$18,025	224	H100P1ES	\$13,296	27
FD32CM2PCR	\$589	193	FF250E2GS	\$18,025	224	H100P1GS	\$13,296	27
FD32CM2PH	\$468	193	FF25E1A	\$2,252	223	H100P2E	\$11,329	27
FD32CM2PHZY	\$814	197	FF25E1DV	\$2,721	225	H100P2EC	\$12,009	30
FD32CPA2P	\$751	198	FF25E1GV	\$2,721	225	H100P2ES	\$11,329	27
FD32CPM2PHC	\$599	193	FF25E1X	\$2,252	223	H100P2G	\$11,329	27
FD32EA2D	\$453	198	FF25E1XV	\$2,721	225	H100P2GB	\$11,939	27
FD32PM2DZYR	\$633	197	FF25E2AS	\$2,341	223	H100P2GS	\$11,329	27
FD34BA2P	\$481	198	FF25E2GS	\$2,341	223	H100P2H	\$11,329	27
FD34CA1PZ	\$356	194	FF25E2XS	\$2,341	223	H100P2HS	\$11,329	27
FD34CM2P	\$384	193	FF300E1FS	\$28,306	224	H100P3E	\$16,718	27
FD34CM2PC	\$447	193	FF30E1AS	\$2,654	223	H100P3EB	\$16,718	27
FD34CM2PCR	\$437	193	FF30E1DV	\$4,150	225	H100P3G	\$16,718	27
FD34CM2PZY	\$568	197	FF30E1GV	\$4,150	225	H100P3GB	\$17,868	27
FD34CM2PZYR	\$590	197	FF30E1XS	\$2,654	223	H100T2B	\$14,161	130
FD34SM2DZYR	\$526	197	FF30E1XV	\$4,150	225	H100T3B	\$20,898	130
FD3CA1K14	\$719	194	FF30E2AS	\$2,780	223	H100V2B	\$13,028	128
FD3CM2K18	\$1,045	193	FF30E2XS	\$2,780	223	H100V3C	\$19,226	128
FD5CM1K18Z	\$1,160	194	FF40E1ES	\$2,902	223	H10P1D	\$1,397	25
FD5CM2K18	\$1,307	193	FF40E1EV	\$4,566	225	H10P1DC	\$1,511	30
FD5CM2K21	\$1,442	193	FF40E1GS	\$2,902	223	H10P1G	\$1,397	25
FD7CM1K18Z	\$1,240	194	FF40E1GV	\$4,566	225	H10P1H	\$1,397	25
FD7CM2K21	\$1,937	193	FF40E1XS	\$2,902	223	H10P2D	\$1,302	25
FDU10CM2K21	\$2,511	191	FF40E1XV	\$4,566	225	H10P2D2	\$1,302	25
FDU10CM2K21C	\$2,887	191	FF40E2AS	\$3,225	223	H10P2DC	\$1,416	30
FDU2CM2P18Z	\$823	191	FF40E2GS	\$3,225	223	H10P2G	\$1,302	25
FDU32CM2P14	\$521	191	FF40E2XS	\$3,225	223	H10P2H	\$1,302	25
FDU3CM2K18	\$1,101	191	FF50E1AS	\$3,448	223	H10P3D	\$2,390	25
FDU3CM2K18C	\$1,262	191	FF50E1DV	\$6,278	225	H10P3DC	\$2,558	30
FDU5CM2K18	\$1,378	191	FF50E1GS	\$3,448	223	H10P3G	\$2,390	25
FDU5CM2K18C	\$1,587	191	FF50E1GV	\$6,278	225	H10P3H	\$2,390	25
FDU5CM2K21Z	\$1,524	191	FF50E1XS	\$3,448	223	H10T2B	\$1,628	129

# Index

Sorted by Catalog Number

CATALOG #	LIST PRICE	PAGE #	CATALOG #	LIST PRICE	PAGE #	CATALOG #	LIST PRICE	PAGE #
H10T2BC	\$2,172	129	H200T2C	\$23,452	130	H30T3B	\$7,081	129
H10T3BC	\$3,189	129	H200V1CS	\$29,591	128	H30V1BS	\$4,094	127
H10V1B	\$1,607	127	H200V2C	\$23,452	128	H30V2B	\$3,566	127
H10V2B	\$1,497	127	H20P1D	\$2,475	25	H30V3B	\$6,515	127
H10V3B	\$2,749	127	H20P1DC	\$2,650	30	H32P1D	\$574	24
H125P1FS	\$16,545	28	H20P1G	\$2,475	25	H32P1DC	\$667	30
H125P1GS	\$16,545	28	H20P1H	\$2,475	25	H32P1H	\$574	24
H125P2F	\$14,102	28	H20P2D	\$2,216	25	H32P2D	\$552	24
H125P2FB	\$14,102	28	H20P2DC	\$2,391	30	H32P2DC	\$646	30
H125P2FS	\$14,102	28	H20P2G	\$2,216	25	H32P2G	\$552	24
H125P2G	\$14,102	28	H20P2H	\$2,216	25	H32P2H	\$552	24
H125P2GS	\$14,102	28	H20P3D	\$4,035	25	H32P3D	\$751	24
H125P3F	\$19,123	28	H20P3DC	\$4,266	30	H32P3DC	\$845	30
H125P3FB	\$19,123	28	H20P3G	\$4,035	25	H32P3H	\$751	24
H125P3G	\$19,123	28	H20P3H	\$4,035	25	H32V1BC	\$660	127
H125P3GB	\$20,273	28	H20T2B	\$2,770	129	H32V2BC	\$635	127
H125T2C	\$17,628	130	H20T2BC	\$3,253	129	H32V3BC	\$864	127
H125V1CS	\$19,027	128	H20T3B	\$5,044	129	H3P1D	\$767	24
H125V2C	\$16,217	128	H20V1B	\$2,846	127	H3P1DC	\$860	30
H125V3C	\$21,991	128	H20V2B	\$2,548	127	H3P1G	\$767	24
H150P1FS	\$20,361	28	H20V3B	\$4,640	127	H3P1H	\$767	24
H150P1GS	\$20,361	28	H25P1D	\$3,036	25	H3P2D	\$678	24
H150P2F	\$16,738	28	H25P1DS	\$3,036	25	H3P2DC	\$772	30
H150P2FB	\$16,738	28	H25P1DSC	\$3,268	30	H3P2G	\$678	24
H150P2FS	\$16,738	28	H25P1GS	\$3,036	25	H3P2H	\$678	24
H150P2G	\$16,738	28	H25P1HS	\$3,036	25	H3P3D	\$1,036	24
H150P2GS	\$16,738	28	H25P2D	\$2,659	26	H3P3DC	\$1,150	30
H150P3F	\$21,964	28	H25P2DC	\$2,890	30	H3P3G	\$1,036	24
H150P3FB	\$21,964	28	H25P2DS	\$2,659	26	H3P3H	\$1,036	24
H150P3G	\$21,964	28	H25P2G	\$2,659	26	H3V1BC	\$882	127
H150P3GB	\$23,514	28	H25P2GS	\$2,659	26	H3V2BC	\$780	127
H150T2C	\$20,923	130	H25P2H	\$2,659	25	H3V3BC	\$1,191	127
H150V1CS	\$23,415	128	H25P2HS	\$2,659	26	H40P1ES	\$4,600	26
H150V2C	\$19,249	128	H25P3E	\$4,801	26	H40P1GS	\$4,600	26
H150V3C	\$25,259	128	H25P3G	\$4,801	26	H40P1HS	\$4,600	26
H15P1D	\$1,999	25	H25T2B	\$3,324	129	H40P2E	\$4,049	26
H15P1DC	\$2,174	30	H25T3B	\$6,001	129	H40P2EC	\$4,584	30
H15P1G	\$1,999	25	H25V1BS	\$3,491	127	H40P2ES	\$4,049	26
H15P1H	\$1,999	25	H25V2B	\$3,058	127	H40P2G	\$4,049	26
H15P2D	\$1,798	25	H25V3B	\$5,521	127	H40P2GS	\$4,049	26
H15P2DC	\$1,973	30	H2P1D	\$682	24	H40P2H	\$4,049	26
H15P2G	\$1,798	25	H2P1DC	\$775	30	H40P3E	\$7,630	26
H15P2H	\$1,798	25	H2P1G	\$682	24	H40P3G	\$7,630	26
H15P3D	\$3,331	25	H2P1H	\$682	24	H40P3H	\$7,630	26
H15P3DC	\$3,563	30	H2P2D	\$605	24	H40T2B	\$5,061	130
H15P3G	\$3,331	25	H2P2DC	\$698	30	H40T3B	\$9,538	130
H15P3H	\$3,331	25	H2P2G	\$605	24	H40V1BS	\$5,290	128
H15T2B	\$2,248	129	H2P2H	\$605	24	H40V2B	\$4,656	128
H15T2BC	\$2,449	129	H2P3D	\$836	24	H40V3B	\$8,775	128
H15T3B	\$4,164	129	H2P3DC	\$930	30	H50P1ES	\$5,919	26
H15V1B	\$2,299	127	H2P3G	\$836	24	H50P1GS	\$5,919	26
H15V2B	\$2,068	127	H2P3H	\$836	24	H50P1HS	\$5,919	26
H15V3B	\$3,831	127	H2V1BC	\$784	127	H50P2E	\$4,971	26
H1P2D	\$498	24	H2V2BC	\$696	127	H50P2EC	\$5,506	30
H1P2DC	\$592	30	H2V3BC	\$961	127	H50P2ES	\$4,971	26
H1P2G	\$498	24	H30P1D	\$3,560	26	H50P2G	\$4,971	26
H1P2H	\$498	24	H30P1DS	\$3,560	26	H50P2GS	\$4,971	26
H1P3D	\$677	24	H30P1DSC	\$3,791	30	H50P2H	\$4,971	26
H1P3DC	\$770	30	H30P1GS	\$3,560	26	H50P3E	\$8,790	26
H1P3G	\$677	24	H30P1HS	\$3,560	26	H50P3G	\$8,790	26
H1P3H	\$677	24	H30P2D	\$3,101	26	H50P3H	\$8,790	26
H1V2BC	\$573	127	H30P2DC	\$3,333	30	H50T2B	\$6,214	130
H1V3BC	\$779	127	H30P2DS	\$3,101	26	H50T3B	\$10,988	130
H200P1FS	\$25,731	28	H30P2G	\$3,101	26	H50V1BS	\$6,807	128
H200P1GS	\$25,731	28	H30P2GS	\$3,101	26	H50V2B	\$5,717	128
H200P2F	\$20,393	28	H30P2H	\$3,101	26	H50V3B	\$10,109	128
H200P2FB	\$20,393	28	H30P2HS	\$3,101	26	H5P1D	\$962	24
H200P2FS	\$20,393	28	H30P3E	\$5,665	26	H5P1DC	\$1,056	30
H200P2G	\$20,393	28	H30P3G	\$5,665	26	H5P1G	\$962	24
H200P2GS	\$20,393	28	H30T2B	\$3,876	129	H5P1H	\$962	24

## Index

Sorted by Catalog Number

CATALOG #	LIST PRICE	PAGE #	CATALOG #	LIST PRICE	PAGE #	CATALOG #	LIST PRICE	PAGE #
H5P2D	\$788	24	HD100P3G	\$11,829	23	HD1V3BC	\$785	125
H5P2DC	\$882	30	HD100V1BS	\$11,178	126	HD200P1FS	\$21,086	23
H5P2G	\$788	24	HD100V2B	\$10,133	126	HD200P1GS	\$21,719	23
H5P2H	\$788	24	HD100V3C	\$13,603	126	HD200P2F	\$17,829	23
H5P3D	\$1,483	24	HD10P1E	\$1,114	21	HD200P2FB	\$17,829	23
H5P3DC	\$1,597	30	HD10P1EC	\$1,269	29	HD200P2FS	\$17,829	23
H5P3G	\$1,483	24	HD10P1G	\$1,114	21	HD200P2G	\$17,829	23
H5P3H	\$1,483	24	HD10P1H	\$1,114	21	HD200V1CS	\$24,249	126
H5T2B	\$985	129	HD10P2E	\$1,142	21	HD200V2C	\$20,503	126
H5T2BC	\$1,086	129	HD10P2EC	\$1,297	29	HD20P1E	\$1,944	21
H5V1BC	\$1,106	127	HD10P2G	\$1,142	21	HD20P1EC	\$2,119	29
H5V2BC	\$906	127	HD10P2H	\$1,142	21	HD20P1G	\$1,944	21
H5V3BC	\$1,705	127	HD10P3E	\$1,936	21	HD20P1H	\$1,944	21
H60P1ES	\$7,901	27	HD10P3EC	\$2,111	29	HD20P2E	\$1,901	21
H60P1GS	\$7,901	27	HD10P3G	\$1,936	21	HD20P2EC	\$2,076	29
H60P1HS	\$7,901	27	HD10P4E	\$2,883	21	HD20P2G	\$1,901	21
H60P2E	\$7,228	27	HD10V1B	\$1,281	126	HD20P2H	\$1,901	21
H60P2EC	\$7,811	30	HD10V2B	\$1,313	126	HD20P3E	\$3,144	21
H60P2ES	\$7,228	27	HD10V3B	\$2,226	126	HD20P3EC	\$3,444	29
H60P2G	\$7,228	27	HD125P1FS	\$12,171	23	HD20P3G	\$3,144	21
H60P2GS	\$7,228	27	HD125P1GS	\$12,171	23	HD20P4E	\$4,054	21
H60P2H	\$7,228	27	HD125P2F	\$11,431	23	HD20V1B	\$2,235	126
H60P3E	\$10,356	27	HD125P2FB	\$11,431	23	HD20V2B	\$2,186	126
H60T2B	\$9,035	130	HD125P2FS	\$11,431	23	HD20V3B	\$3,616	126
H60T3B	\$12,945	130	HD125P2G	\$11,431	23	HD25P1E	\$2,311	21
H60V1BS	\$9,086	128	HD125P3F	\$14,691	23	HD25P1ES	\$2,311	21
H60V2B	\$8,312	128	HD125P3FB	\$14,691	23	HD25P1ESCC	\$2,611	29
H75P1ES	\$9,928	27	HD125P3G	\$14,691	23	HD25P1GS	\$2,311	22
H75P1GS	\$9,928	27	HD125V1CS	\$13,997	126	HD25P1HS	\$2,311	21
H75P1HS	\$9,928	27	HD125V2C	\$13,146	126	HD25P2E	\$2,236	22
H75P2E	\$9,193	27	HD125V3C	\$16,895	126	HD25P2EC	\$2,536	29
H75P2EC	\$9,776	30	HD150P1FS	\$15,429	23	HD25P2ES	\$2,236	22
H75P2ES	\$9,193	27	HD150P1GS	\$15,429	23	HD25P2G	\$2,236	22
H75P2G	\$9,193	27	HD150P2F	\$13,766	23	HD25P2H	\$2,236	22
H75P2GS	\$9,193	27	HD150P2FB	\$13,766	23	HD25P3E	\$4,017	22
H75P2H	\$9,193	27	HD150P2FS	\$13,766	23	HD25P3G	\$4,017	22
H75P3E	\$12,210	27	HD150P2G	\$13,766	23	HD25P4E	\$5,269	22
H75T2B	\$11,491	130	HD150P3F	\$16,800	23	HD25V1BS	\$2,658	126
H75T3B	\$15,263	130	HD150P3FB	\$16,800	23	HD25V2B	\$2,571	126
H75V1BS	\$11,411	128	HD150P3G	\$16,800	23	HD25V3B	\$4,619	126
H75V2B	\$10,572	128	HD150V1CS	\$17,743	126	HD2P1E	\$533	20
H75V3B	\$14,042	128	HD150V2C	\$15,831	126	HD2P1EC	\$628	29
H7P1D	\$1,192	25	HD150V3C	\$19,320	126	HD2P1G	\$533	20
H7P1DC	\$1,306	30	HD15P1E	\$1,568	21	HD2P1H	\$533	20
H7P1G	\$1,192	25	HD15P1EC	\$1,743	29	HD2P2E	\$541	20
H7P1H	\$1,192	25	HD15P1G	\$1,568	21	HD2P2EC	\$636	29
H7P2D	\$1,078	25	HD15P1H	\$1,568	21	HD2P2G	\$541	20
H7P2DC	\$1,192	30	HD15P2E	\$1,528	21	HD2P2H	\$541	20
H7P2G	\$1,078	25	HD15P2EC	\$1,703	29	HD2P3E	\$755	20
H7P2H	\$1,078	25	HD15P2G	\$1,528	21	HD2P3EC	\$885	29
H7P3D	\$1,979	25	HD15P2H	\$1,528	21	HD2P3G	\$755	20
H7P3DC	\$2,147	30	HD15P3E	\$2,558	21	HD2P3H	\$755	20
H7P3G	\$1,979	25	HD15P3EC	\$2,858	29	HD2P4E	\$1,045	20
H7P3H	\$1,979	25	HD15P3G	\$2,558	21	HD2V1B	\$613	125
H7T2B	\$1,348	129	HD15P4E	\$3,773	21	HD2V1BC	\$722	125
H7T2BC	\$1,497	129	HD15V1B	\$1,803	126	HD2V2B	\$622	125
H7T3BC	\$2,675	129	HD15V2B	\$1,757	126	HD2V2BC	\$731	125
H7V2B	\$1,240	127	HD15V3B	\$2,941	126	HD2V3B	\$868	125
H7V3B	\$2,276	127	HD1P2E	\$461	20	HD2V3BC	\$935	125
HD100P1ES	\$9,720	23	HD1P2EC	\$556	29	HD30P1E	\$2,772	22
HD100P1GS	\$9,720	23	HD1P2G	\$461	20	HD30P1ES	\$2,772	22
HD100P2E	\$8,811	23	HD1P2H	\$461	20	HD30P1ESCC	\$3,072	29
HD100P2EB	\$8,811	23	HD1P3E	\$588	20	HD30P1GS	\$2,772	22
HD100P2EC	\$9,491	29	HD1P3EC	\$683	29	HD30P1HS	\$2,772	22
HD100P2ES	\$8,811	23	HD1P3G	\$588	20	HD30P2E	\$2,655	22
HD100P2G	\$8,811	23	HD1P3H	\$588	20	HD30P2EC	\$2,955	29
HD100P2H	\$8,811	23	HD1P4E	\$840	20	HD30P2ES	\$2,655	22
HD100P2HS	\$8,811	23	HD1V2B	\$530	125	HD30P2G	\$2,655	22
HD100P3E	\$11,829	23	HD1V2BC	\$639	125	HD30P2H	\$2,655	22
HD100P3EB	\$11,829	23	HD1V3B	\$676	125	HD30P3E	\$4,569	22

# Index

Sorted by Catalog Number

CATALOG #	LIST PRICE	PAGE #	CATALOG #	LIST PRICE	PAGE #	CATALOG #	LIST PRICE	PAGE #
HD30P3G	\$4,569	22	HD50V2B	\$4,524	126	HJ30P2GP	\$3,666	214,245
HD30P4E	\$5,891	22	HD50V3B	\$7,239	126	HN10T2BC	\$2,628	129,121
HD30V1BS	\$3,188	126	HD5P1E	\$734	21	HN10T3BC	\$4,023	129,121
HD30V2B	\$3,053	126	HD5P1EC	\$864	29	HN15T2BC	\$3,193	129
HD30V3B	\$5,254	126	HD5P1G	\$734	21	HN3T2BC	\$1,213	129,121
HD32P1E	\$513	20	HD5P1H	\$734	21	HN3T3BC	\$2,151	129,121
HD32P1EC	\$608	29	HD5P2E	\$673	21	HN5T2BC	\$1,604	129,121
HD32P1G	\$513	20	HD5P2EC	\$803	29	HN5T3BC	\$2,821	129,121
HD32P1H	\$513	20	HD5P2G	\$673	21	HN7T2BC	\$1,907	129,121
HD32P2E	\$492	20	HD5P2H	\$673	21	HN7T3BC	\$3,428	129,121
HD32P2EC	\$587	29	HD5P3E	\$1,213	21	HO100P1SLG	\$15,284	263
HD32P2G	\$492	20	HD5P3EC	\$1,339	29	HO100P2BLG	\$14,376	263
HD32P2H	\$492	20	HD5P3G	\$1,213	21	HO100P2RLG	\$15,814	266
HD32P3E	\$662	20	HD5P3H	\$1,213	21	HO100P2SLG	\$14,376	263
HD32P3EC	\$792	29	HD5P4E	\$1,899	21	HO100P2SLGX	\$14,858	263
HD32P3G	\$662	20	HD5V1B	\$844	125	HO100P2TLG	\$17,152	266
HD32P3H	\$662	20	HD5V1BC	\$994	125	HO100V2GLG	\$15,885	264
HD32P4E	\$1,025	20	HD5V2B	\$774	125	HO100V2SLG	\$15,885	264
HD32V1B	\$590	125	HD5V2BC	\$923	125	HO100V2SLGX	\$16,418	264
HD32V1BC	\$699	125	HD5V3B	\$1,395	125	HO10P2BLE	\$4,187	263
HD32V2B	\$566	125	HD5V3BC	\$1,540	125	HO10P3BLF	\$5,592	263
HD32V2BC	\$675	125	HD60P1ES	\$5,631	22	HO125P2RLG	\$19,546	266
HD32V3B	\$761	125	HD60P1GS	\$5,631	22	HO125P2SLG	\$17,769	263
HD32V3BC	\$848	125	HD60P1HS	\$5,631	22	HO125P2SLGX	\$18,387	263
HD3P1E	\$619	20	HD60P2E	\$5,504	22	HO125P2TLG	\$23,817	266
HD3P1EC	\$749	29	HD60P2EC	\$6,124	29	HO125V2GLG	\$18,509	264
HD3P1G	\$619	20	HD60P2ES	\$5,504	22	HO125V2SLG	\$18,509	264
HD3P1H	\$619	20	HD60P2G	\$5,504	22	HO125V2SLGX	\$19,153	264
HD3P2E	\$590	20	HD60P2H	\$5,504	22	HO150P2RLG	\$25,251	266
HD3P2EC	\$720	29	HD60P3E	\$7,406	22	HO150P2SLG	\$22,955	263
HD3P2G	\$590	20	HD60P3G	\$7,406	22	HO150P2SLGX	\$23,466	263
HD3P2H	\$590	20	HD60V1BS	\$6,476	126	HO150P2SLH	\$22,955	263
HD3P3E	\$940	20	HD60V2B	\$6,330	126	HO150P2TLG	\$27,416	266
HD3P3EC	\$1,095	29	HD60V3B	\$8,517	126	HO150V2GLG	\$24,562	264
HD3P3G	\$940	20	HD75P1ES	\$7,251	23	HO150V2SLG	\$24,562	264
HD3P3H	\$940	20	HD75P1GS	\$7,251	23	HO150V2SLGX	\$25,109	264
HD3P4E	\$1,457	20	HD75P1HS	\$7,251	23	HO15P2BLE	\$4,686	263
HD3V1B	\$712	125	HD75P2E	\$6,720	23	HO15P2BLG	\$4,686	263
HD3V1BC	\$861	125	HD75P2EB	\$6,720	23	HO15P3BLF	\$6,548	263
HD3V2B	\$679	125	HD75P2EC	\$7,340	29	HO15V2BLE	\$5,226	264
HD3V2BC	\$828	125	HD75P2ES	\$6,720	23	HO15V2GLE	\$5,226	264
HD3V3B	\$1,081	125	HD75P2G	\$6,720	23	HO200P2RLG	\$31,851	266
HD3V3BC	\$1,120	125	HD75P2H	\$6,720	23	HO200P2SLG	\$28,995	263
HD40P1ES	\$3,268	22	HD75P3E	\$8,811	23	HO200P2SLHX	\$29,974	263
HD40P1GS	\$3,268	22	HD75P3EB	\$8,811	23	HO200P2TLG	\$34,528	266
HD40P1HS	\$3,268	22	HD75P3G	\$8,811	23	HO200V2GLG	\$31,516	264
HD40P2E	\$3,169	22	HD75V1BS	\$8,339	126	HO200V2SLH	\$31,516	264
HD40P2EC	\$3,569	29	HD75V2B	\$7,728	126	HO200V2SLHX	\$32,580	264
HD40P2ES	\$3,169	22	HD75V3B	\$10,133	126	HO20P1BLF	\$4,708	263
HD40P2G	\$3,169	22	HD7P1E	\$955	21	HO20P2BLF	\$5,122	263
HD40P2H	\$3,169	22	HD7P1EC	\$1,110	29	HO20P2BLG	\$5,122	263
HD40P3E	\$5,062	22	HD7P1G	\$955	21	HO20P3BLG	\$7,307	263
HD40P3G	\$5,062	22	HD7P1H	\$955	21	HO20V2BLF	\$5,728	264
HD40P3H	\$5,062	22	HD7P2E	\$917	21	HO20V2BLG	\$5,728	264
HD40P4E	\$7,340	22	HD7P2EC	\$1,071	29	HO20V2GLE	\$5,728	264
HD40V1BS	\$3,758	126	HD7P2G	\$917	21	HO250P2RLH	\$41,592	266
HD40V2B	\$3,644	126	HD7P2H	\$917	21	HO250P2SLHX	\$37,811	263
HD40V3B	\$5,821	126	HD7P3E	\$1,629	21	HO250P2TLH	\$51,127	266
HD50P1ES	\$4,379	22	HD7P3EC	\$1,804	29	HO250V2GLG	\$39,399	264
HD50P1GS	\$4,379	22	HD7P3G	\$1,629	21	HO250V2SLH	\$39,399	264
HD50P1HS	\$4,379	22	HD7P4E	\$2,476	21	HO250V2SLHX	\$40,657	264
HD50P2E	\$3,934	22	HD7V1B	\$1,099	125	HO25P1BLF	\$5,015	263
HD50P2EC	\$4,334	29	HD7V2B	\$1,055	125	HO25P2BLF	\$5,778	263
HD50P2ES	\$3,934	22	HD7V3B	\$1,873	125	HO25P2BLG	\$5,778	263
HD50P2G	\$3,934	22	HJ25P1GM	\$3,595	213,245	HO25P3BLG	\$8,923	263
HD50P2H	\$3,934	22	HJ25P2GM	\$3,237	213,245	HO25V2BLF	\$6,456	264
HD50P3E	\$6,295	22	HJ25P2GP	\$3,237	214,245	HO25V2BLG	\$6,456	264
HD50P3G	\$6,295	22	HJ30P1BM	\$4,383	213,245	HO25V2GLE	\$6,456	264
HD50P3H	\$6,295	22	HJ30P1GM	\$4,383	213,245	HO300P2RLHX	\$48,289	266
HD50V1BS	\$5,036	126	HJ30P2GM	\$3,666	213,245	HO300P2SLHX	\$43,899	263



## Index

Sorted by Catalog Number

CATALOG #	LIST PRICE	PAGE #	CATALOG #	LIST PRICE	PAGE #	CATALOG #	LIST PRICE	PAGE #
HO300P2TLH	\$57,286	266	HS502KLE	\$5,789	262	HW30V2G2	\$4,203	72
HO300V2GLG	\$45,704	264	HS7C1KLE	\$6,817	262	HW3V2E2	\$1,050	72
HO300V2SLH	\$45,704	264	HS7C2KLE	\$7,831	262	HW3V2G2	\$1,050	72
HO300V2SLHX	\$47,203	264	HT100P2CLG	\$22,580	267	HW3V2H2	\$1,050	72
HO30P1BLF	\$5,369	263	HT10P1BLE	\$4,137	267	HW3V3E2	\$1,942	72
HO30P2BLF	\$6,277	263	HT10P2BLE	\$4,052	267	HW40V2E2	\$5,307	72
HO30P2BLG	\$6,277	263	HT125P2CLG	\$31,411	267	HW40V2G2	\$5,307	72
HO30P3BLG	\$9,916	263	HT150P2CLG	\$37,074	267	HW50V2E2	\$6,193	72
HO30V2BLF	\$7,024	264	HT15P1BLE	\$4,650	267	HW5V2E2	\$1,095	72
HO30V2BLG	\$7,024	264	HT15P2BLE	\$5,650	267	HW5V2G2	\$1,095	72
HO30V2GLE	\$7,024	264	HT200P2CLG	\$49,499	267	HW5V2H2	\$1,095	72
HO350P2RLHX	\$54,205	266	HT20P2BLE	\$6,290	267	HW5V3E2	\$2,026	72
HO350P2SLHX	\$49,277	263	HT250P2CLJX	\$58,355	267	HW60V2G2	\$8,297	72
HO350P2TLH	\$60,906	266	HT25P2BLF	\$7,096	267	HW75V2E2	\$9,628	72
HO350V2GLG	\$50,683	265	HT300P2CLJX	\$64,200	267	HW7V2G2	\$1,509	72
HO350V2SLH	\$50,683	265	HT30P2BLF	\$7,819	267	HW7V2H2	\$1,509	72
HO350V2SLHX	\$52,422	265	HT40P2BLG	\$9,902	267	HW7V3E2	\$2,791	72
HO400P2SLHX	\$55,213	263	HT50P2BLG	\$11,426	267	JJ0502-2V	\$234	256
HO400V2GLJ	\$57,514	265	HT5P1BLE	\$3,666	267	JJ0752-2V	\$272	256
HO400V2SLH	\$57,514	265	HT5P2BLE	\$3,443	267	JJ1002-2V	\$313	256
HO400V2SLHX	\$61,734	265	HT60P2CLG	\$14,172	267	JJ1502-2V	\$350	256
HO40P1BLF	\$5,927	263	HT75P2CLG	\$16,778	267	JJ2002-2	\$400	256
HO40P2BLF	\$7,017	263	HT7P1BLE	\$3,807	267	JS0332-2	\$214	256
HO40P2BLG	\$7,017	263	HT7P2BLE	\$3,731	267	JS0502-2V	\$239	256
HO40P2SLG	\$7,017	263	HVV100V2E6	\$15,250	72	JS0752-2V	\$277	256
HO40P3BLGX	\$12,880	263	HVV10V2E6	\$1,976	71	JS075UPR	\$239	256
HO40V2BLF	\$7,779	264	HVV10V2E8	\$1,976	71	JS1002-2V	\$319	256
HO40V2BLG	\$7,779	264	HVV10V2H6	\$1,976	71	JS100UPR	\$277	256
HO40V2GLG	\$7,779	264	HVV10V3E6	\$3,577	71	JS1502-2V	\$362	256
HO450P2SLHX	\$58,702	263	HVV15V2E6	\$2,814	71	JS2002-2	\$415	256
HO450V2SLH	\$61,148	265	HVV20V2E6	\$3,195	71	KIT080CR014	\$124	136
HO450V2SLHX	\$65,638	265	HVV20V2H6	\$3,195	71	KIT090CR014	\$124	136
HO500P2SFLHX	\$62,906	263	HVV20V3E6	\$5,809	71	LX7922	\$184	158
HO500P2SLHX	\$69,896	263	HVV25V2E6	\$4,322	71	LX7924	\$356	171
HO500V2SFLH	\$66,218	265	HVV25V3E6	\$7,867	71	LX7930	\$246	170
HO500V2SFLHX	\$71,060	265	HVV2V3E6	\$1,454	71	NA1056	\$229	169
HO500V2SLH	\$73,575	265	HVV30V2E6	\$4,551	71	NA1076	\$330	169
HO500V2SLHX	\$78,955	265	HVV30V3B6	\$8,290	71	NAL1016	\$191	169
HO50P1BLF	\$8,571	263	HVV3V2E6	\$1,206	71	NAL1024	\$251	169
HO50P2BLF	\$8,182	263	HVV3V3E6	\$2,138	71	NAL1056	\$267	169
HO50P2BLG	\$8,182	263	HVV40V2B6	\$5,747	71	NO100P2BG	\$11,700	269
HO50P2RLG	\$9,000	266	HVV40V3E6	\$10,422	71	NO10P2BE	\$3,448	269
HO50P2SLG	\$8,182	263	HVV50V2B6	\$6,661	72	NO125P2BG	\$14,134	269
HO50P2TLG	\$9,770	266	HVV50V3E6	\$12,111	72	NO15P2BE	\$3,966	269
HO50P3BLGX	\$15,609	263	HVV5V2E6	\$1,254	71	NO20P2BE	\$4,526	269
HO50V2BLG	\$8,894	264	HVV5V2E8	\$1,254	71	NO25P2BE	\$4,851	269
HO50V2GLG	\$8,894	264	HVV5V2H6	\$1,254	71	NO30P2BE	\$5,455	269
HO600P2SFLJX	\$93,512	263	HVV5V3E6	\$2,224	71	NO3P2BE	\$1,716	269
HO600V2SFLJX	\$99,481	265	HVV60V2E6	\$8,855	72	NO40P2BG	\$5,793	269
HO60P1SLG	\$9,841	263	HVV60V3E6	\$16,229	72	NO50P2BG	\$6,873	269
HO60P2BLG	\$9,528	263	HVV75V2E6	\$10,227	72	NO5P2BE	\$2,638	269
HO60P2RLG	\$10,480	266	HVV75V3E6	\$18,766	72	NO7P2BE	\$3,070	269
HO60P2SLG	\$9,528	263	HVV7V2E6	\$1,691	71	NPTQ125	\$870	228
HO60P2TLG	\$11,393	266	HVV7V2E8	\$1,691	71	NPTQ165	\$933	228
HO60P3SLGX	\$17,329	263	HVV7V2H6	\$1,691	71	NPTQ225	\$987	228
HO60V2GLG	\$10,528	264	HVV7V3E6	\$3,049	71	NPTQ270	\$1,099	228
HO60V2SLG	\$10,528	264	HW10V2G2	\$1,786	72	NPTT125	\$870	228
HO75P1SLG	\$11,167	263	HW10V3E2	\$3,304	72	NPTT165	\$933	228
HO75P2BLG	\$11,327	263	HW15V2E2	\$2,563	72	NPTT225	\$987	228
HO75P2RGLG	\$14,952	266	HW15V2G2	\$2,563	72	NPTT270	\$1,099	228
HO75P2RLG	\$12,460	266	HW15V2H2	\$2,563	72	PD6002	\$151	174
HO75P2SLG	\$11,327	263	HW20V2E2	\$2,932	72	PD6004	\$178	174
HO75P2TLG	\$14,916	266	HW20V2G2	\$2,932	72	PD6006	\$219	174
HO75P3SLGX	\$19,641	263	HW20V2H2	\$2,932	72	RST010RC011	\$6	136
HO75V2GLG	\$12,312	264	HW25V2E2	\$3,981	72	RST012RC004	\$6	136
HO75V2SLG	\$12,312	264	HW25V2G2	\$3,981	72	S10P1A	\$1,078	4,9
HO7P2BLE	\$3,789	263	HW25V2H2	\$3,981	72	S10P1AC	\$1,142	13,85,88,202
HO7P3BLF	\$4,983	263	HW2V2E2	\$698	72	S10P1ACR	\$1,097	16,19,91,202
HS3C2PLE	\$4,568	262	HW2V3E2	\$1,290	72	S10P1G	\$1,078	4,9
HS5C1KLE	\$4,779	262	HW30V2E2	\$4,203	72	S10P1GC	\$1,142	13,85,88,202

# Index

Sorted by Catalog Number

CATALOG #	LIST PRICE	PAGE #	CATALOG #	LIST PRICE	PAGE #	CATALOG #	LIST PRICE	PAGE #
S10P1GCR	\$1,097	16,19,91,202	T12S1A	\$278	2,8	T2C2J14C	\$846	105,206,147
S10P2A	\$1,115	4,9	T12S1ACR	\$291	14,18,89,200	T2C2J14CR	\$969	148,206,106
S10P2AC	\$1,176	13,85,88,202	T12S1D4	\$278	2,8	T2C2JCR	\$739	148,206,106
S10P2ACR	\$1,131	16,19,91,202	T12S2A	\$278	2,8	T2C2JH	\$838	146
S10P2G	\$1,115	4,9	T12S2G	\$278	2,8	T2C2JHC	\$846	105,206,147
S10P2GC	\$1,176	13,85,88,202	T12S3A	\$357	2,8	T2C2P18	\$818	146
S10P2GCR	\$1,131	16,19,91,202	T12S3G	\$357	2,8	T2C2P21Z	\$1,336	146
S2P3A	\$732	3,9	T13B1N4	\$236	143	T2CA1JCR	\$813	148,206,106
S2P3G	\$732	3,9	T13C1J4	\$264	145	T2CA2J14	\$877	146
S3P2A	\$645	3,9	T13C2J	\$362	145	T2CA2J14CR	\$1,008	148,206,106
S3P2AC	\$645	3,9	T13C2JC	\$380	105,205,147	T2CA2JCR	\$778	148,206,106
S3P1A	\$605	3,9	T13C2JCR	\$380	148,205,106	T2CA2JH	\$877	146
S3P1G	\$605	3,9	T13C2P4ZCZCR	\$394	148,205,106	T2CM1J14	\$813	146
S3P2A	\$605	3,9	T13C3J	\$523	145	T2CM1JH	\$813	146
S3P2AC	\$637	13,84,88,201	T13C3JCR	\$546	148,205,106	T2CM2J14	\$901	146
S3P2ACR	\$607	15,19,90,201	T13CA2JCR	\$380	148,205,106	T2CM2J14CR	\$1,031	148,206,106
S3P2G	\$605	3,9	T13CM2J	\$386	145	T2CM2JCR	\$801	148,206,106
S3P2GC	\$637	13,84,88,201	T13S1ACR	\$279	14,18,89,200	T2CM2JH	\$901	146
S3P2GCR	\$607	15,19,90,201	T13S2A	\$255	2,8	T2P1ACR	\$529	15,19,90,201
S3P3A	\$928	3,9	T13S2D4ZCZCR	\$266	14,18,89,200	T2P1AH	\$520	3,9
S3P3G	\$928	3,9	T13S2GCR	\$266	14,18,89,200	T2P2AH	\$461	3,9
S5P1A	\$715	4,9	T13S3DCR	\$346	14,18,89,200	T2P2AHZ	\$514	3,9
S5P1AC	\$752	13,84,88,202	T14B2N49	\$222	143	T3C2J1J14	\$568	145
S5P1ACR	\$722	15,19,90,202	T14B3P9	\$360	143	T3C2J1J4CR	\$637	148,206,106
S5P1G	\$715	4,9	T14C2JC	\$390	105,205,147	T3C2J1H	\$568	145
S5P1GC	\$752	13,84,88,202	T14C2JCR	\$330	148,205,106	T3C2J1JHC	\$603	105,206,147
S5P1GCR	\$722	15,19,90,202	T14C2P4Z	\$355	145	T3C2J14	\$580	145
S5P2A	\$715	4,9	T14C2P4ZS	\$355	145	T3C2J14C	\$731	105,206,147
S5P2AC	\$752	13,84,88,202	T14C3J	\$541	145	T3C2J14CR	\$723	148,206,106
S5P2ACR	\$722	15,19,90,202	T14C3JCR	\$314	148,205,106	T3C2JCR	\$650	148,206,106
S5P2G	\$715	4,9	T14CM2J4	\$397	145	T3C2JH	\$633	145
S5P2GC	\$752	13,84,88,202	T14S2A	\$224	2,8	T3C2JHC	\$736	105,206,147
S5P2GCR	\$722	15,19,90,202	T14S3A	\$294	2,8	T3C2P18Z	\$1,083	145
S5P3A	\$1,155	4,9	T14S3DCR	\$308	14,18,89,200	T3CA1JCR	\$637	148,206,106
S5P3G	\$1,155	4,9	T16B2N49	\$226	143	T3CA2J14	\$619	145
S7P1A	\$942	4,9	T1C1J	\$455	145	T3CA2J14CR	\$762	148,206,106
S7P1AC	\$996	13,85,88,202	T1C1JC	\$489	105,205,147	T3CA2JCR	\$689	148,206,106
S7P1ACR	\$951	15,19,90,202	T1C2J14	\$576	145	T3CA2JH	\$646	145
S7P1G	\$942	4,9	T1C2J14C	\$621	105,205,147	T3CM1JH	\$637	145
S7P1GC	\$996	13,85,88,202	T1C2J14CR	\$638	148,205,106	T3CM2J14	\$700	145
S7P1GCR	\$951	15,19,90,202	T1C2JCR	\$571	148,206,106	T3CM2J14CR	\$786	148,206,106
S7P2A	\$905	4,9	T1C2JH	\$554	145	T3CM2JCR	\$712	148,206,106
S7P2AC	\$956	13,85,88,202	T1C2JHC	\$621	105,205,147	T3CM2JH	\$650	145
S7P2ACR	\$911	15,19,90,202	T1C2P18Z	\$997	145	T3P1ACR	\$485	14,18,89,201
S7P2G	\$905	4,9	T1C2Z	\$641	145	T3P1AH	\$438	3,8
S7P2GC	\$956	13,85,88,202	T1C3JCR	\$1,011	148,206,106	T3P2AH	\$421	3,9
S7P2GCR	\$911	15,19,90,202	T1C3JH	\$1,081	145	T3S1ACR	\$385	14,18,89,201
SPH20FL1	\$269	241	T1CA1J	\$498	145	T3V2BFC	\$607	124
SPH20FL2CS	\$317	241	T1CA1JCR	\$524	148,205,106	T3C1J	\$345	145
SPH20FL2S	\$339	241	T1CA2J14	\$614	145	T3C1JC	\$417	105,205,147
SPH20FLC1	\$257	241	T1CA2J14CR	\$677	148,205,106	T3C2J	\$512	145
SPH25FL1	\$303	241	T1CA2JCR	\$610	148,206,106	T3C2JC	\$585	105,205,147
SPH25FL2S	\$342	241	T1CA2JH	\$591	145	T3C2JCR	\$527	148,205,106
SPH30FL1	\$330	241	T1CA2ZC	\$730	105,205,147	T3C2Z	\$556	145
SPH30FL2S	\$374	241	T1CM1J	\$473	145	T3C2ZCR	\$699	148,205,106
SPL15FL2S	\$303	241	T1CM2J14	\$630	145	T3C3JCR	\$932	148,205,106
T12B10N	\$493	143	T1CM2J14CR	\$700	148,205,106	T3C3JH	\$932	145
T12C2J	\$422	145	T1CM2JCR	\$633	148,206,106	T3CA1J	\$425	145
T12C2J4	\$415	145	T1CM2JH	\$577	145	T3CA1JCR	\$451	148,205,106
T12C2JC	\$482	105,205,147	T1CM2ZC	\$760	105,205,147	T3CA2J	\$521	145
T12C2JCR	\$439	148,205,106	T1P1A	\$327	2,8	T3CA2JCR	\$582	148,205,106
T12C2ZCR	\$592	148,205,106	T1P2AH	\$396	2,8	T3CM1J	\$408	145
T12C3J	\$742	145	T1P2AHZ	\$423	2,8	T3CM2J	\$535	145
T12C3JCR	\$828	148,205,106	T1P2GH	\$396	2,8	T3CM2JCR	\$551	148,205,106
T12CA1JCR	\$358	148,205,106	T1P3AH	\$575	2,8	T3S1A	\$290	2,8
T12CA2J	\$465	145	T2C1J14	\$744	146	T3S2A	\$299	2,8
T12CA2JCR	\$496	148,205,106	T2C1J14C	\$778	105,206,147	T3S2G	\$299	2,8
T12CM1J	\$324	145	T2C1J14CR	\$813	148,206,106	T3S3AH	\$422	2,8
T12CM2J	\$474	145	T2C1JH	\$744	146	T3S3B14	\$422	2,8
T12CM2JCR	\$462	148,205,106	T2C2J14	\$838	146	T3C1P18	\$1,008	146

## Index

Sorted by Catalog Number

CATALOG #	LIST PRICE	PAGE #	CATALOG #	LIST PRICE	PAGE #	CATALOG #	LIST PRICE	PAGE #
T3C2P18	\$954	146	U15P1DFCR	\$1,767	16,17,91,92	U25P2D	\$2,659	5,7
T3C2P21	\$2,010	146	U15P1G	\$1,999	5,7	U25P2DC	\$2,890	11,85,86,202
T3P1ACR	\$583	15,19,90,201	U15P1GC	\$2,174	11,85,86,202	U25P2DCR	\$2,830	16,17,91,92
T5C1K18	\$1,363	146	U15P1H	\$1,999	5,7	U25P2DS	\$2,659	5,7
T5C1K18C	\$1,397	105,206,147	U15P2D	\$1,798	5,7	U25P2G	\$2,659	5,7
T5C2K21	\$1,139	146	U15P2DC	\$1,973	11,85,86,202	U25P2GS	\$2,659	5,7
T5C2K21Z	\$2,301	146	U15P2DCR	\$1,913	16,17,91,92	U25P2H	\$2,659	5,7
T7C1K21	\$1,789	146	U15P2G	\$1,798	5,7	U25P2HS	\$2,659	5,7
T7C2K21	\$1,815	146	U15P2GCR	\$1,913	16,17,91,92	U2D10C	\$1,403	10
TEQ125	\$314	232	U15P2H	\$1,798	5,7	U2L9C	\$850	10
TEQ165	\$341	232	U15R9C	\$3,068	10	U2P1D	\$525	3,9
TEQ225	\$435	232	U15V1B	\$2,299	124	U2P1DC	\$604	13,84,88,201
TEQ270	\$522	232	U15V2B	\$2,068	124	U2P1DFC	\$491	13,84,88,201
TET125	\$305	232	U1D10C	\$1,161	10	U2P1G	\$525	3,9
TET165	\$330	232	U1L9C	\$700	10	U2P1GC	\$604	13,84,88,201
TET225	\$424	232	U1P1D	\$404	2,8	U2P1GF	\$470	3,9
TET275	\$505	232	U1P1DC	\$503	12,83,87,200	U2P1GFC	\$496	13,84,88,201
TT507	\$512	242	U1P1DCR	\$488	14,18,89,200	U2P1GFCR	\$479	15,19,90,201
U10D10C	\$3,207	10	U1P1G	\$404	2,8	U2P1H	\$525	3,9
U10L9C	\$1,936	10	U1P1GC	\$503	12,83,87,200	U2P2D	\$514	3,9
U10P1D	\$1,397	4,7	U1P1GCR	\$488	14,18,89,200	U2P2DC	\$593	13,84,88,201
U10P1DC	\$1,511	11,85,86,202	U1P2D	\$423	2,8	U2P2DCR	\$578	15,19,90,201
U10P1DCR	\$1,466	16,17,91,92	U1P2DC	\$503	12,83,87,200	U2P2DFC	\$484	13,84,88,201
U10P1G	\$1,397	4,7	U1P2DCR	\$488	14,18,89,200	U2P2DFCR	\$467	15,19,90,201
U10P1GC	\$1,511	11,85,86,202	U1P2DFC	\$440	12,83,87,200	U2P2G	\$514	3,9
U10P1H	\$1,397	4,7	U1P2DFCR	\$425	14,18,89,200	U2P2GC	\$593	13,84,88,201
U10P2D	\$1,302	4,7	U1P2G	\$423	2,8	U2P2GCR	\$578	15,19,90,201
U10P2DC	\$1,416	11,85,86,202	U1P2GC	\$503	12,83,87,200	U2P2GFC	\$484	13,84,88,201
U10P2DCR	\$1,371	16,17,91,92	U1P2GCR	\$488	14,18,89,200	U2P2GH	\$514	3,9
U10P2G	\$1,302	4,7	U1P2GFC	\$440	12,83,87,200	U2P2GHZ	\$514	3,9
U10P2GC	\$1,416	11,85,86,202	U1P2GFCR	\$425	14,18,89,200	U2P2H	\$514	3,9
U10P2GCR	\$1,371	16,17,91,92	U1P2H	\$423	2,8	U2P3D	\$836	3,6
U10P2H	\$1,302	4,7	U1P3D	\$575	2,8	U2P3DC	\$930	11,84,86,201
U10P3D	\$2,390	4,7	U1P3DC	\$655	12,83,87,201	U2P3DCR	\$900	15,17,90,92
U10P3DC	\$2,558	11,85,86,202	U1P3DF	\$575	2,8	U2P3G	\$836	3,6
U10P3DCR	\$2,498	16,17,91,92	U1P3DFC	\$655	12,83,87,201	U2P3GC	\$930	11,84,86,201
U10P3G	\$2,390	4,7	U1P3G	\$575	2,8	U2P4D	\$1,296	3,6
U10P3H	\$2,390	4,7	U1P3GC	\$655	12,83,87,201	U2R9C	\$1,026	10
U10R9C	\$2,338	10	U1P3GFC	\$655	12,83,87,201	U2V1BC	\$675	124
U10V1B	\$1,607	124	U1P3GFCR	\$655	14,18,89,201	U2V2BC	\$656	124
U10V2B	\$1,497	124	U1P3GH	\$575	2,8	U2V3BC	\$961	124
U12P1GC	\$386	12,83,87,200	U1P3H	\$575	2,8	U30P2D	\$3,101	5,7
U12P2DCR	\$378	14,18,89,200	U1P4D	\$1,049	2,6	U30P2DC	\$3,333	11,85,86,202
U12P2GC	\$397	12,83,87,200	U1R9C	\$846	10	U30P2DCR	\$3,273	16,17,91,92
U12P2GCR	\$378	14,18,89,200	U1V2BC	\$569	124	U30P2DS	\$3,101	5,7
U12P3GC	\$495	12,83,87,200	U1V3BC	\$740	124	U30P2G	\$3,101	5,7
U12S1AC	\$306	12,83,87	U20L9C	\$3,166	10	U30P2H	\$3,101	5,7
U12S2AC	\$306	12,83,87	U20P1D	\$2,475	5,7	U32D10C	\$1,273	10
U12S2ACR	\$291	14,18,89,200	U20P1DC	\$2,650	11,85,86,202	U32L9C	\$770	10
U12S3AC	\$393	12,83,87	U20P1DCR	\$2,590	16,17,91,92	U32P1A14CR	\$552	14,18,89,201
U12S3ACR	\$378	14,18,89,200	U20P1G	\$2,475	5,7	U32P1D	\$488	3,8
U12T2BCR	\$463	124	U20P1GC	\$2,650	11,85,86,202	U32P1DC	\$567	13,84,88,201
U13P2GC	\$365	12,83,87,200	U20P1H	\$2,475	5,7	U32P1DFC	\$500	13,83,88,201
U13P3GC	\$455	12,83,87,200	U20P2D	\$2,216	5,7	U32P1G	\$488	3,8
U13S2AC	\$281	12,83,87	U20P2DC	\$2,391	11,85,86,202	U32P1GC	\$567	13,84,88,201
U13S2ACR	\$266	14,18,89,200	U20P2DCR	\$2,331	16,17,91,92	U32P1GCR	\$647	14,18,89,201
U13S3AC	\$361	12,83,87	U20P2G	\$2,216	5,7	U32P1GFC	\$567	13,84,88,201
U13T2BCR	\$420	124	U20P2H	\$2,216	5,7	U32P1GFCR	\$647	14,18,89,201
U14P2GC	\$319	12,83,87,200	U20R9C	\$3,820	10	U32P1GH	\$488	3,8
U14P3GC	\$407	12,83,87,200	U20V1B	\$2,846	124	U32P1H	\$488	3,8
U14S2AC	\$246	12,83,87	U20V2B	\$2,548	124	U32P1HC	\$567	13,83,88,201
U14S2DCR	\$231	14,18,89,200	U25L9C	\$3,730	10	U32P2D	\$469	3,9
U14S3AC	\$323	12,83,87	U25P1D	\$3,036	5,7	U32P2DC	\$549	13,84,88,201
U15D10C	\$4,210	10	U25P1DC	\$3,268	11,85,86,202	U32P2DCR	\$534	15,18,90,201
U15L9C	\$2,544	10	U25P1DCR	\$3,208	16,17,91,92	U32P2DFC	\$442	13,84,88,201
U15P1AF	\$1,698	5,7	U25P1DS	\$3,036	5,7	U32P2DFCR	\$426	15,18,90,201
U15P1D	\$1,999	5,7	U25P1G	\$3,036	5,7	U32P2G	\$469	3,9
U15P1DC	\$2,174	11,85,86,202	U25P1GS	\$3,036	5,7	U32P2GC	\$549	13,84,88,201
U15P1DCR	\$2,114	16,17,91,92	U25P1H	\$3,036	5,7	U32P2GCR	\$534	15,18,90,201
U15P1DFC	\$1,812	11,85,86,202	U25P1HS	\$3,036	5,7	U32P2GFC	\$442	13,84,88,201

# Index

Sorted by Catalog Number

CATALOG #	LIST PRICE	PAGE #	CATALOG #	LIST PRICE	PAGE #	CATALOG #	LIST PRICE	PAGE #
U32P2GFCR	\$426	15,18,90,201	U3R9C	\$1,065	10	UJ10P1GM	\$1,556	212,244
U32P2GH	\$421	3,9	U3V1BC	\$882	124	UJ10P2DJ	\$1,458	214,246
U32P2H	\$469	3,8	U3V2BC	\$780	124	UJ10P2DM	\$1,458	212,244
U32P2HC	\$549	13,84,88,201	U3V3BC	\$1,191	124	UJ10P2DP	\$1,458	214,245
U32P3D	\$751	3,6	U5D10C	\$2,044	10	UJ10P2GM	\$1,458	212,244
U32P3DC	\$845	11,84,86,201	U5L9C	\$1,234	10	UJ10P2GP	\$1,458	214,245
U32P3DCR	\$815	15,17,90,92	U5P1D	\$962	4,6	UJ15P1DFJ	\$1,801	214,246
U32P3G	\$751	3,6	U5P1DC	\$1,056	11,84,86,202	UJ15P1DFM	\$1,801	213,244
U32P3GC	\$845	11,84,86,201	U5P1DCR	\$1,026	15,17,90,92	UJ15P1DFP	\$1,801	214,245
U32P3H	\$751	3,6	U5P1DK	\$1,056	11,84,86,202	UJ15P1DM	\$2,239	213,244
U32P4D	\$1,164	3,6	U5P1DKR	\$1,026	15,17,90,92	UJ15P1DP	\$2,239	214,245
U32R9C	\$928	10	U5P1G	\$962	4,6	UJ15P1GFM	\$1,801	213,244
U32V1BC	\$646	124	U5P1GC	\$1,056	11,84,86,202	UJ15P1GM	\$2,239	213,244
U32V2BC	\$623	124	U5P1H	\$962	4,6	UJ15P2DM	\$2,131	213,244
U32V3BC	\$864	124	U5P2D	\$788	4,6	UJ15P2DP	\$2,131	214,245
U34P1GC	\$402	12,83,87,200	U5P2DC	\$882	11,84,86,202	UJ15P2GM	\$2,131	213,244
U34P1GCR	\$384	200	U5P2DCR	\$852	15,17,90,92	UJ15P2GP	\$2,131	214,245
U34P2DCR	\$408	14,18,89,200	U5P2DK	\$882	11,84,86,202	UJ1P1BM	\$529	212,244
U34P2GC	\$427	12,83,87,200	U5P2DKR	\$852	15,17,90,92	UJ1P1GM	\$529	212,244
U34P2GCR	\$408	14,18,89,200	U5P2G	\$788	4,6	UJ1P2DM	\$518	212,244
U34P3G14	\$532	2,8	U5P2GC	\$882	11,84,86,202	UJ1P2DP	\$518	213,245
U34P3G14C	\$585	12,83,87,200	U5P2GCR	\$852	15,17,90,92	UJ1P2GM	\$518	212,244
U34P3GC	\$585	12,83,87,200	U5P2H	\$788	4,6	UJ1P2GP	\$518	213,245
U34P3GCR	\$566	14,18,89,200	U5P2HK	\$882	11,84,86,202	UJ20P1DM	\$2,730	213,244
U34P3GH	\$532	2,8	U5P3D	\$1,483	4,6	UJ20P1DP	\$2,730	214,245
U34S1AC	\$319	12,83,87	U5P3DC	\$1,597	11,84,86,202	UJ20P1GM	\$2,730	213,244
U34S1ACR	\$304	14,18,89,200	U5P3DCR	\$1,552	15,17,90,92	UJ20P2DM	\$2,463	213,245
U34S2AC	\$329	12,83,87	U5P3G	\$1,483	4,6	UJ20P2DP	\$2,463	214,245
U34S2ACR	\$314	14,18,89,200	U5P3GC	\$1,597	11,84,86,202	UJ20P2GM	\$2,463	213,245
U34S3AC	\$464	12,83,87	U5P3H	\$1,483	4,6	UJ20P2GP	\$2,463	214,245
U34S3ACR	\$449	14,18,89,200	U5P4D	\$2,299	4,6	UJ25P1DFM	\$3,235	213,245
U34S3DC	\$464	12,83,87	U5R9C	\$1,490	10	UJ25P1DFP	\$3,235	214,245
U34T2BCR	\$497	124	U5V1BC	\$1,106	124	UJ25P1DM	\$3,595	213,245
U3D10C	\$1,460	10	U5V2BC	\$906	124	UJ25P1DP	\$3,595	214,245
U3L9C	\$884	10	U5V3BC	\$1,705	124	UJ25P1GFM	\$3,235	213,245
U3P1A14CR	\$575	15,19,90,201	U7D10C	\$2,537	10	UJ25P2DM	\$3,237	213,245
U3P1AFC	\$600	13,84,88,201	U7L9C	\$1,532	10	UJ25P2DP	\$3,237	214,245
U3P1AHZ	\$573	3,9	U7P1AF	\$1,074	4,6	UJ2P1DM	\$622	212,244
U3P1D	\$767	3,6	U7P1D	\$1,192	4,6	UJ2P1DP	\$622	213,245
U3P1DC	\$860	11,84,86,201	U7P1DC	\$1,306	11,85,86,202	UJ2P1GM	\$622	212,244
U3P1DCR	\$830	15,17,90,92	U7P1DCR	\$1,261	15,17,90,92	UJ2P2DM	\$611	212,244
U3P1DF	\$573	3,9	U7P1G	\$1,192	4,6	UJ2P2DP	\$611	213,245
U3P1DFC	\$568	13,84,88,201	U7P1GC	\$1,306	11,85,86,202	UJ2P2GM	\$611	212,244
U3P1DK	\$860	11,84,86,201	U7P1GF	\$1,074	4,6	UJ2P2GP	\$611	213,245
U3P1DKR	\$830	15,17,90,92	U7P1H	\$1,192	4,6	UJ30P2DM	\$3,666	213,245
U3P1G	\$767	3,6	U7P2D	\$1,078	4,6	UJ30P2DP	\$3,666	214,245
U3P1G14C	\$600	13,84,88,201	U7P2DC	\$1,192	11,85,86,202	UJ32P1BM	\$584	212,244
U3P1GC	\$860	11,84,86,201	U7P2DCR	\$1,147	15,17,90,92	UJ32P1DM	\$584	212,244
U3P1GCR	\$568	15,19,90,201	U7P2G	\$1,078	4,6	UJ32P1GM	\$584	212,244
U3P1GF	\$573	3,9	U7P2GC	\$1,192	11,85,86,202	UJ32P2DM	\$565	212,244
U3P1GFC	\$568	13,84,88,201	U7P2GCR	\$1,147	15,17,90,92	UJ32P2DP	\$565	213,245
U3P1GFCR	\$551	15,19,90,201	U7P2H	\$1,078	4,6	UJ32P2GM	\$565	212,244
U3P1GHZ	\$573	3,9	U7P3D	\$1,979	4,6	UJ32P2GP	\$565	213,245
U3P1H	\$767	3,6	U7P3DC	\$2,147	11,85,86,202	UJ3C1P18M	\$1,042	220
U3P1HF	\$573	3,9	U7P3DCR	\$2,087	15,17,90,92	UJ3C2P18M	\$872	220
U3P2D	\$678	3,6	U7P3G	\$1,979	4,7	UJ3C2P18P	\$872	220
U3P2DC	\$772	11,84,86,201	U7P3GC	\$2,147	11,85,86,202	UJ3P1DFM	\$738	212,244
U3P2DCR	\$742	15,17,90,92	U7P3H	\$1,979	4,6	UJ3P1DFP	\$738	213,245
U3P2DK	\$772	11,84,86,201	U7P4D	\$3,067	4,7	UJ3P1DM	\$886	212,244
U3P2DKR	\$742	15,17,90,92	U7R9C	\$1,851	10	UJ3P1DP	\$886	213,245
U3P2G	\$678	3,6	U7V1B	\$1,371	124	UJ3P1GFM	\$738	212,244
U3P2GC	\$772	11,84,86,201	U7V2B	\$1,240	124	UJ3P1GM	\$886	212,244
U3P2GCR	\$742	15,17,90,92	U7V3B	\$2,276	124	UJ3P2DM	\$795	212,244
U3P2H	\$678	3,6	UJ10C1K21M	\$1,813	220	UJ3P2DP	\$795	213,245
U3P3D	\$1,036	3,6	UJ10C1K21P	\$1,813	220	UJ3P2GM	\$795	212,244
U3P3DC	\$1,150	11,84,86,201	UJ10C2K21M	\$1,694	220	UJ3P2GP	\$795	213,245
U3P3DCR	\$1,105	15,17,90,92	UJ10C2K21P	\$1,694	220	UJ5C1K18M	\$1,259	220
U3P3G	\$1,036	3,6	UJ10P1DJ	\$1,556	214,246	UJ5C1K18P	\$1,259	220
U3P3H	\$1,036	3,6	UJ10P1DM	\$1,556	212,244	UJ5C2K21M	\$1,181	220
U3P4D	\$1,606	3,6	UJ10P1DP	\$1,556	214,245	UJ5C2K21P	\$1,181	220

## Index

Sorted by Catalog Number

CATALOG #	LIST PRICE	PAGE #	CATALOG #	LIST PRICE	PAGE #	CATALOG #	LIST PRICE	PAGE #
UJ5P1DM	\$1,088	212,244	USAC48W	\$780	113	WD1C2JCR	\$848	103,150,189
UJ5P1DP	\$1,088	213,245	USACAD24DOOS	\$32	114,118	WD1C2JHC	\$702	103,150,189
UJ5P1GM	\$1,088	212,244	USACAD27DOOS	\$54	114,118	WD1E2A14CR	\$722	100
UJ5P2DM	\$908	212,244	USACAD3POOS	\$69	114,118	WD1P1AC	\$695	99,185
UJ5P2DP	\$908	213,245	USACADLTF	\$46	114,118	WD1P1ACR	\$590	100
UJ5P2GM	\$908	212,244	USACADRFAC27D	\$49	114	WD1P2A	\$769	184
UJ5P2GP	\$908	213,245	USACADRFAC3PNS	\$118	114	WD1P2A14	\$959	184
UJ7C1K21M	\$1,487	220	USACADRFAC3PS	\$118	114	WD1P2A14C	\$926	99,185
UJ7C1K21P	\$1,487	220	USACAMS	\$34	114	WD1P2A14CR	\$920	100
UJ7C2K21M	\$1,282	220	USACADRFAC24D	\$42	114	WD1P2AC	\$870	99,185
UJ7C2K21P	\$1,282	220	USACFSRS	\$34	114	WD1P2ACR	\$864	100
UJ7P1DFM	\$1,213	212,244	USACSIAC	\$81	114	WD1P3A	\$945	184
UJ7P1DFP	\$1,210	213,245	USACSIACWAMS	\$114	114	WD1S2A14C	\$781	99,185
UJ7P1DJ	\$1,345	214,246	USAD24P	\$540	117	WD1S3AC	\$928	99,185
UJ7P1DM	\$1,345	212,244	USAD24PW	\$560	117	WD2C2JCR	\$1,059	103,150,189
UJ7P1DP	\$1,345	213,245	USAD27D	\$760	117	WD2C2PHC	\$1,052	103,150,189
UJ7P1GFM	\$1,213	212,244	USAD27DW	\$788	117	WD2P1A14C	\$780	99,185
UJ7P1GM	\$1,345	212,244	USAD29	\$765	117	WD2P1ACR	\$964	100
UJ7P2DJ	\$1,228	214,246	USAD291P	\$790	117	WD2P1AHC	\$970	99,185
UJ7P2DM	\$1,228	212,244	USAD291PW	\$810	117	WD2P2A14	\$1,300	184
UJ7P2DP	\$1,228	213,245	USAD29W	\$788	117	WD2P2A14C	\$1,206	99,185
UJ7P2GM	\$1,228	212,244	USAD3POOS	\$54	118	WD2P2A14CR	\$1,287	100
UJ7P2GP	\$1,228	213,245	USAD42	\$625	117	WD2P2ACR	\$985	100
UN10T2BC	\$1,888	120	USAD42W	\$646	117	WD2P2AHC	\$991	99,185
UN10T2GC	\$1,888	120	USAD45	\$795	117	WD2P3DC	\$1,950	99,185
UN10T3BC	\$3,466	120	USAD45W	\$817	117	WD2S1ACR	\$896	100
UN12T2BC	\$611	120	USAD48	\$830	117	WD2S1AHC	\$843	99,185
UN12T2GC	\$611	120	USAD48W	\$852	117	WD32C1JHC	\$768	103,150,189
UN12V2AC	\$444	124	USMA24D	\$340	112	WD32C2JHC	\$896	103,150,189
UN12V3BC	\$578	124	USMA24DF	\$362	112	WD32P1AC	\$761	99,185
UN13T2BC	\$528	120	USMAFSRS	\$35	112	WD32P1ACR	\$770	100
UN14T2BC	\$504	120	USVF22D	\$225	115	WD32P2A14	\$1,069	184
UN15T2BC	\$2,607	120	USVF23D	\$247	115	WD32P2A14C	\$815	99,185
UN15T2GC	\$2,607	120	USVF23P	\$252	115	WD32P2A14CR	\$751	100
UN1T2BC	\$722	120	USVF24D	\$300	115	WD32P2ACH	\$753	99,185
UN1T2BFC	\$722	120	USVF24P	\$296	115	WD32P2ACR	\$751	100
UN1T2GC	\$722	120	USVF26D	\$388	115	WD34C1JC	\$538	103,150,189
UN1T3BC	\$788	120	USVF27	\$462	115	WD34C2JC	\$611	103,150,189
UN1V2AFC	\$553	124	USVF29	\$495	115	WD34C2JCR	\$748	103,150,189
UN20T2BC	\$3,213	120	USVF42	\$452	115	WD34S1AC	\$588	99,185
UN20T2GC	\$3,213	120	USVF45	\$540	115	WD34S2A	\$600	184
UN2T2BC	\$877	120	USVF48	\$686	115	WD34S2AC	\$695	99,185
UN2T2GC	\$877	120	USVFACMSB	\$72	116	WD34S2ACR	\$689	100
UN2T3BC	\$1,212	120	USVFDVBF	\$265	116	WD34S3A14	\$744	184
UN32S4CKR	\$2,344	196	USVFSIVFR2G	\$80	116	WD34S3AC	\$938	99,185
UN32T2BC	\$819	120	USVFSIVFR3G	\$80	116	WD3E2A14CR	\$1,055	100
UN34V2AC	\$498	124	USWA22D	\$270	112	WD3P1A14C	\$1,229	99,185
UN34V3BC	\$622	124	USWA23D	\$270	112	WD3P1ACR	\$1,185	100
UN3T2BC	\$983	120	USWAFSRS	\$29	112	WD3P1DC	\$1,477	99,185
UN3T2GC	\$983	120	USWAWKOOS	\$27	112	WD3P2D	\$1,500	184
UN3T3BC	\$1,502	120	WD10P1DC	\$2,283	99,185	WD3P2DC	\$1,477	99,185
UN5T2BC	\$1,143	120	WD10P2D	\$2,394	184	WD3P2DCR	\$1,477	100
UN5T2GC	\$1,143	120	WD10P2DC	\$2,038	99,185	WD3P3DC	\$2,250	99,185
UN5T3BC	\$2,150	120	WD10P2DCR	\$2,038	100	WD5P1DC	\$1,674	99,185
UN7T2BC	\$1,563	120	WD12AA2PZ7	\$481	103,150,189	WD5P2D	\$1,564	184
UN7T2GC	\$1,563	120	WD12C1JC	\$523	103,150,189	WD5P2DC	\$1,581	99,185
UN7T3BC	\$2,870	120	WD12C1JCR	\$576	103,150,189	WD5P2DCR	\$1,581	100
USAC217S	\$1,501	113	WD12C2JC	\$537	103,150,189	WD5P3DC	\$2,346	99,185
USAC217SW	\$1,520	113	WD12C2JCR	\$663	103,150,189	WD7P1AFC	\$2,041	99,185
USAC24D	\$483	113	WD12S1AC	\$521	99,185	WD7P1DC	\$2,041	99,185
USAC24DW	\$503	113	WD12S2A	\$572	184	WD7P2D	\$2,213	184
USAC27D	\$725	113	WD12S2AC	\$600	99,185	WD7P2DC	\$1,961	99,185
USAC27DW	\$745	113	WD12S2ACR	\$596	100	WD7P2DCR	\$1,961	100
USAC29	\$765	113	WD12S3AC	\$768	99,185	WDP10P2AC	\$2,737	101,186
USAC291P	\$765	113	WD13AA2PZ7	\$448	103,150,189	WDP12S2ACR	\$766	101,186
USAC291PW	\$785	113	WD13S2A	\$440	184	WDP12S2AHC	\$774	101,186
USAC29W	\$785	113	WD13S2ACR	\$540	100	WDP12S3DCR	\$784	101,186
USAC45	\$738	113	WD14AA2PZ7	\$426	103,150,189	WDP1P2AC	\$1,111	101,186
USAC45W	\$758	113	WD15P1DFC	\$3,302	99,185	WDP1P2ACR	\$1,160	101,186
USAC48	\$760	113	WD1C1JC	\$583	103,150,189	WDP1P2AHC	\$1,111	101,186



# Index

Sorted by Catalog Number

CATALOG #	LIST PRICE	PAGE #	CATALOG #	LIST PRICE	PAGE #	CATALOG #	LIST PRICE	PAGE #
WDP1P2DFCR	\$1,102	101,186	X125P2C	\$17,910	62,76	X7P2B	\$1,564	61,75
WDP1S2AC	\$926	101,186	X125P2G	\$17,910	62,76	X7P2BCR	\$1,604	79,97
WDP1S3DCR	\$964	101,186	X150P2C	\$21,257	62,76	X7P2G	\$1,564	61,75
WDP2P2AC	\$1,421	101,186	X150P2G	\$21,257	62,76	X7P3B	\$2,788	61,75
WDP2P2ACR	\$1,490	101,186	X15P1B	\$2,817	62,76	XJ10P1BM	\$2,215	215,80
WDP2P2AHC	\$1,421	101,186	X15P2B	\$2,533	62,76	XJ3P1BM	\$1,255	215,80
WDP32P2ACR	\$1,160	101,186	X15P2BCR	\$2,557	79,97	XJ3P2BM	\$1,122	215,80
WDP32P2DFCR	\$1,152	101,186	X15P2G	\$2,533	62,76	XJ5P1BM	\$1,546	215,80
WDP34S2ACR	\$887	101,186	X15P3B	\$4,617	62,76	XJ5P2BM	\$1,285	215,80
WDP34S2AHC	\$895	101,186	X1P2B	\$729	61,75	XJ7P1BM	\$1,912	215,80
WDP3P2AC	\$1,932	101,186	X1P2BCR	\$779	79,97	XS12CA1J	\$608	81,98,149
WDP5P2AC	\$2,132	101,186	X1P2G	\$729	61,75	XS12CA1JCR	\$681	81,98,149
WDP7P2AC	\$2,568	101,186	X1P3B	\$991	61,75	XS12CA2J	\$563	81,98,149
WDS10P1AC	\$3,433	102,187	X1P4B	\$1,526	61,75	XS12CA2JCR	\$563	81,98,149
WDS10P2AC	\$3,426	102,187	X200P2C	\$25,899	62,76	XS12CA3P	\$1,053	81,98,149
WDS12S1ACR	\$1,314	102,188	X200P2G	\$25,899	62,76	XS12SA2D	\$505	61,75
WDS12S1AHC	\$1,341	102,187	X20P1B	\$3,487	62,76	XS12SA2DCR	\$530	79,97
WDS12S2ACR	\$1,377	102,188	X20P2B	\$3,122	62,76	XS12SA3A	\$615	61,75
WDS12S2AHC	\$1,405	102,187	X20P2G	\$3,122	62,76	XS13CA1J	\$560	81,98,149
WDS1E2AC	\$1,453	102,187	X20P3B	\$5,593	62,76	XS13CA1JCR	\$614	81,98,149
WDS1P1ACR	\$1,453	102,188	X25P1BS	\$4,208	62,76	XS13CA2J	\$512	81,98,149
WDS1P1AHC	\$1,482	102,187	X25P2B	\$3,685	62,76	XS13CA2JCR	\$537	81,98,149
WDS1P2AC	\$1,529	102,187	X25P2G	\$3,685	62,76	XS13CA3P	\$912	81,98,149
WDS1P2ACR	\$1,496	102,188	X25P3B	\$6,707	62,76	XS13SA2DCR	\$490	79,97
WDS1P2AFCR	\$1,496	102,188	X2P1B	\$998	61,75	XS14CA2J	\$482	81,98,149
WDS1P2AHC	\$1,529	102,187	X2P2B	\$886	61,75	XS14CA2JCR	\$482	81,98,149
WDS1S1ACR	\$1,380	102,188	X2P2BCR	\$925	79,97	XS14CA3P	\$706	81,98,149
WDS1S1AHC	\$1,408	102,187	X2P2G	\$886	61,75	XS1CA1J	\$608	81,98,149
WDS1S2AHC	\$1,453	102,187	X2P3B	\$1,216	61,75	XS1CA1JCR	\$784	81,98,149
WDS2P1AC	\$1,910	102,187	X2P4B	\$1,880	61,75	XS1CA2JCR	\$675	81,98,149
WDS2P1ACR	\$1,891	102,188	X30P1BS	\$4,934	62,76	XS1CA2JH	\$714	81,98,149
WDS2P1AFHC	\$1,727	102,187	X30P2B	\$4,298	62,76	XS1P2ACR	\$760	79,97
WDS2P2AC	\$1,909	102,187	X30P2G	\$4,298	62,76	XS1PA2ACR	\$800	79,97
WDS2P2ACR	\$1,890	102,188	X30P3B	\$7,914	62,76	XS2P2ACR	\$910	79,97
WDS2P2AFCR	\$1,890	102,188	X32P1B	\$840	61,75	XS2PA2AH	\$886	61,75
WDS2P2AFHC	\$1,813	102,187	X32P2B	\$808	61,75	XS32P2A14	\$808	61,75
WDS32P1AC	\$1,588	102,187	X32P2BCR	\$852	79,97	XS32P2ACR	\$838	79,97
WDS32P1ACR	\$1,564	102,188	X32P2G	\$808	61,75	XS34CA1J	\$686	81,98,149
WDS32P1AFCR	\$1,564	102,188	X32P3B	\$1,093	61,75	XS34CA1JCR	\$728	81,98,149
WDS32P1AFHC	\$1,588	102,187	X32P4B	\$1,694	61,75	XS34CA2J	\$630	81,98,149
WDS32P2AC	\$1,538	102,187	X3P1B	\$1,116	61,75	XS34CA2JCR	\$630	81,98,149
WDS32P2ACR	\$1,506	102,188	X3P2B	\$986	61,75	XS34S1ACR	\$630	79,97
WDS32P2AFCR	\$1,506	102,188	X3P2BCR	\$1,066	79,97	XS34S3A14	\$700	61,75
WDS32P2AFHC	\$1,538	102,187	X3P2G	\$986	61,75	XS34SA2A	\$576	61,75
WDS32S1AFCR	\$1,486	102,188	X3P3B	\$1,503	61,75	XS34SA2ACR	\$601	79,97
WDS32S1AFHC	\$1,509	102,187	X3P4B	\$2,330	61,75	Y12S2B	\$658	63,77
WDS32S2AFHC	\$1,461	102,187	X40P1BS	\$6,426	62,76	Y12S2BCR	\$672	79,97
WDS34S1ACR	\$1,318	102,188	X40P2B	\$5,656	62,76	Y13S2BCR	\$638	79,97
WDS34S1AHC	\$1,345	102,187	X40P2G	\$5,656	62,76	Y34S2B	\$694	63,77
WDS34S2ACR	\$1,463	102,188	X40P3B	\$10,476	62,76	Y34S2BCR	\$708	79,97
WDS34S2AHC	\$1,493	102,187	X50P1BS	\$8,269	62,76	YC100P2B	\$17,179	64,78
WDS3P1A14C	\$2,294	102,187	X50P2B	\$6,944	62,76	YC10P1B	\$2,129	63,77
WDS3P1AC	\$2,473	102,187	X50P2C	\$6,944	62,76	YC10P2B	\$2,084	63,77
WDS3P1ACR	\$2,448	102,188	X50P2G	\$6,944	62,76	YC10P3B	\$3,804	63,77
WDS3P2AC	\$2,270	102,187	X50P3B	\$12,069	62,76	YC10P4B	\$6,630	63,77
WDS3P2ACR	\$2,247	102,188	X5P1B	\$1,400	61,75	YC15P1B	\$2,851	63,77
WDS5P1AC	\$2,607	102,187	X5P2B	\$1,147	61,75	YC15P2B	\$2,735	63,77
WDS5P1ACR	\$2,581	102,188	X5P2BCR	\$1,216	79,97	YC15P3B	\$4,714	63,77
WDS5P2AC	\$2,505	102,187	X5P2G	\$1,147	61,75	YC1P2B	\$872	63,77
WDS5P2ACR	\$2,480	102,188	X5P3B	\$2,152	61,75	YC1P3B	\$1,022	63,77
WDS7P1AC	\$3,054	102,187	X5P4B	\$3,239	61,75	YC1P4B	\$1,741	63,77
WDS7P2AC	\$3,116	102,187	X60P1BS	\$10,848	62,76	YC20P1B	\$3,656	63,77
X100P2B	\$14,501	62,76	X60P2B	\$9,924	62,76	YC20P2B	\$3,323	63,77
X100P2G	\$14,501	62,76	X60P2G	\$9,924	62,76	YC20P3B	\$5,563	63,77
X100P3C	\$21,232	62,76	X667470	\$550	287	YC20P4B	\$9,870	63,77
X10P1B	\$2,027	62,76	X667471	\$550	287	YC25P1BS	\$4,457	64,78
X10P2B	\$1,889	62,76	X75P1BS	\$13,631	62,76	YC25P2B	\$3,981	64,78
X10P2BCR	\$1,906	79,97	X75P2B	\$12,622	62,76	YC25P3B	\$6,956	64,78
X10P2G	\$1,889	62,76	X75P2G	\$12,622	62,76	YC25P4B	\$11,453	64,78
X10P3B	\$3,368	62,76	X7P1B	\$1,730	61,75	YC2P1B	\$1,017	63,77



## Index

Sorted by Catalog Number

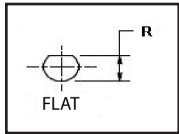
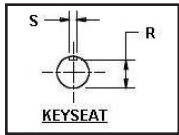
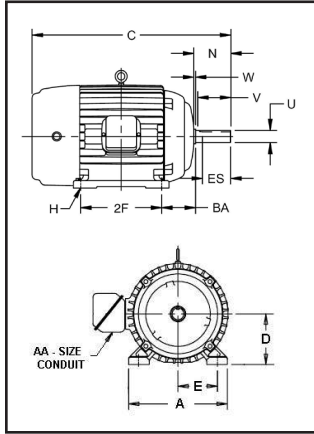
CATALOG #	LIST PRICE	PAGE #
YC2P2B	\$980	63,77
YC2P3B	\$1,281	63,77
YC2P4B	\$2,599	63,77
YC30P1BS	\$4,835	64,78
YC30P2B	\$4,671	64,78
YC30P3B	\$8,236	64,78
YC32P1B	\$913	63,77
YC32P2B	\$917	63,77
YC32P3B	\$1,106	63,77
YC32P4B	\$2,429	63,77
YC3P1B	\$1,147	63,77
YC3P2B	\$1,149	63,77
YC3P3B	\$1,643	63,77
YC3P4B	\$3,227	63,77
YC40P1BS	\$6,466	64,78
YC40P2B	\$6,176	64,78
YC40P3B	\$10,863	64,78
YC50P1BS	\$8,520	64,78
YC50P2B	\$7,639	64,78
YC50P3B	\$12,414	64,78
YC5P1B	\$1,445	63,77
YC5P2B	\$1,279	63,77
YC5P3B	\$2,184	63,77
YC5P4B	\$4,411	63,77
YC60P1BS	\$12,381	64,78
YC60P2B	\$11,342	64,78
YC60P3B	\$14,143	64,78
YC75P1BS	\$14,435	64,78
YC75P2B	\$14,076	64,78
YC75P3B	\$17,169	64,78
YC7P1B	\$1,683	63,77
YC7P2B	\$1,757	63,77
YC7P3B	\$2,919	63,77
YC7P4B	\$5,437	63,77

CATALOG #	LIST PRICE	PAGE #
-----------	------------	--------

CATALOG #	LIST PRICE	PAGE #
-----------	------------	--------

# NEMA<sup>®</sup>† Dimension Guide

## Dimensions for AC Foot-Mounted Motors with Single Straight-Shaft Extension



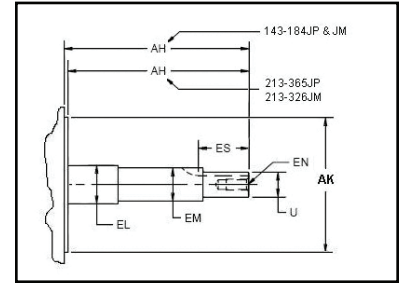
Frame	A Max	D	E	2F	BA	H	U	N-W	V Min.	R	Keyseat ES Min.	S	AA Min.
42	—	2.62	1.75	1.69	2.06	0.28 slot	0.375	1.12	—	0.328	—	flat	—
48	—	3.00	2.12	2.75	2.50	0.34 slot	0.500	1.50	—	0.453	—	flat	—
48H	—	—	—	4.75	—	—	—	—	—	—	—	—	—
56	—	3.50	2.44	3.00	2.75	0.34 slot	0.625	1.88	—	0.517	1.41	0.188	—
56H	—	—	—	5.00	—	—	—	—	—	—	—	—	—
143T	7.00	3.50	2.75	4.00	2.25	0.34 hole	0.875	2.25	2.00	0.771	1.41	0.188	3/4
145T	—	—	—	5.00	—	—	—	—	—	—	—	—	—
182	9.00	4.50	3.75	4.50	2.75	0.41 hole	0.875	2.25	2.00	0.771	1.41	0.188	3/4
184	—	—	—	5.50	—	—	—	—	—	—	—	—	—
182T	—	—	—	4.50	—	—	1.125	2.75	2.50	0.986	1.78	0.250	—
184T	—	—	—	5.50	—	—	—	—	—	—	—	—	—
213	10.50	5.25	4.25	5.50	3.50	0.41 hole	1.125	3.00	2.75	0.986	2.03	0.250	3/4
215	—	—	—	7.00	—	—	—	—	—	—	—	—	—
213T	—	—	—	5.50	—	—	1.375	3.38	3.12	1.201	2.41	0.312	1
215T	—	—	—	7.00	—	—	—	—	—	—	—	—	—
254U	12.50	6.25	5.00	8.25	4.25	0.53 hole	1.375	3.75	3.50	1.201	2.78	0.312	1
256U	—	—	—	10.00	—	—	—	—	—	—	—	—	—
254T	—	—	—	8.25	—	—	1.625	4.00	3.75	1.416	2.91	0.375	1-1/4
256T	—	—	—	10.00	—	—	—	—	—	—	—	—	—
284U	14.00	7.00	5.50	9.50	4.75	0.53 hole	1.625	4.88	4.63	1.416	3.78	0.375	1-1/4
286U	—	—	—	11.00	—	—	—	—	—	—	—	—	—
284T	—	—	—	9.50	—	—	1.875	4.62	4.38	1.591	3.28	0.500	1-1/2
286T	—	—	—	11.00	—	—	—	—	—	—	—	—	—
284TS	—	—	—	9.50	—	—	1.625	3.25	3.00	1.416	1.91	0.375	1-1/2
286TS	—	—	—	11.00	—	—	—	—	—	—	—	—	—
324U	16.00	8.00	6.25	10.50	5.25	0.66 hole	1.875	5.63	5.38	1.591	4.28	0.500	1-1/2
326U	—	—	—	12.00	—	—	—	—	—	—	—	—	—
324US	—	—	—	10.50	—	—	1.625	3.25	3.00	1.416	1.91	0.375	—
326US	—	—	—	12.00	—	—	—	—	—	—	—	—	—
324T	—	—	—	10.50	—	—	2.125	5.25	5.00	1.845	3.91	0.500	2
326T	—	—	—	12.00	—	—	—	—	—	—	—	—	—
324TS	—	—	—	10.50	—	—	1.875	3.75	3.50	1.591	2.03	—	—
326TS	—	—	—	12.00	—	—	—	—	—	—	—	—	—
364U	18.00	9.00	7.00	11.25	5.88	0.66 hole	2.125	6.38	6.13	1.845	5.03	0.500	2
366U	—	—	—	12.25	—	—	—	—	—	—	—	—	—
364US	—	—	—	11.25	—	—	1.875	3.75	3.50	1.591	2.03	—	—
366US	—	—	—	12.25	—	—	—	—	—	—	—	—	—
364T	—	—	—	11.25	—	—	2.375	5.88	5.62	2.021	4.28	0.625	3
366T	—	—	—	12.25	—	—	—	—	—	—	—	—	—
364TS	—	—	—	11.25	—	—	1.875	3.75	3.50	1.591	2.03	0.500	—
366TS	—	—	—	12.25	—	—	—	—	—	—	—	—	—
404U	20.00	10.00	8.00	12.25	6.62	0.81 hole	2.375	7.13	6.88	2.021	5.53	0.625	2
406U	—	—	—	13.75	—	—	—	—	—	—	—	—	—
404US	—	—	—	12.25	—	—	2.125	4.25	4.00	1.845	2.78	0.500	—
406US	—	—	—	13.75	—	—	—	—	—	—	—	—	—
404T	—	—	—	12.25	—	—	2.875	7.25	7.00	2.450	5.65	0.750	3
406T	—	—	—	13.75	—	—	—	—	—	—	—	—	—
404TS	—	—	—	12.25	—	—	2.125	4.25	4.00	1.845	2.78	0.500	—
406TS	—	—	—	13.75	—	—	—	—	—	—	—	—	—
444U	22.00	11.00	9.00	14.50	7.50	0.81 hole	2.875	8.63	8.38	2.450	7.03	0.750	2-1/2
446U	—	—	—	16.50	—	—	—	—	—	—	—	—	—
444US	—	—	—	14.50	—	—	2.125	4.25	4.00	1.845	2.78	0.500	—
446US	—	—	—	16.50	—	—	—	—	—	—	—	—	—
444T	—	—	—	14.50	—	—	3.375	8.50	8.25	2.880	6.91	0.875	3
446T	—	—	—	16.50	—	—	—	—	—	—	—	—	—
444TS	—	—	—	14.50	—	—	2.375	4.75	4.50	2.021	3.03	0.625	—
446TS	—	—	—	16.50	—	—	—	—	—	—	—	—	—
447T	—	—	—	20.00	—	—	—	—	—	—	—	—	—
449T	—	—	—	25.00	—	—	—	—	—	—	—	—	—
444TS	—	—	—	14.50	—	—	—	—	—	—	—	—	—
446TS	—	—	—	16.50	—	—	—	—	—	—	—	—	—
447TS	—	—	—	20.00	—	—	—	—	—	—	—	—	—
449TS	—	—	—	25.00	—	—	—	—	—	—	—	—	—
5004	25.00	12.50	10.00	16.00	8.50	0.94 hole	3.875	11.63	11.25	3.309	10.00	1.000	—
5004G	—	—	—	—	—	—	3.500	10.50	10.19	3.007	9.00	0.875	—
5004S	—	—	—	—	—	—	2.875	5.75	5.50	2.450	4.13	0.750	—
5004SS	—	—	—	—	—	—	2.375	4.75	4.50	2.021	3.13	0.625	—
5006L	28.50	—	—	20.00	—	—	4.875	14.63	14.38	4.168	12.88	1.250	—
5006S	—	—	—	—	—	—	2.875	5.75	5.50	2.450	4.00	0.750	—
5006MS	—	—	—	—	—	—	3.375	6.75	6.50	2.880	5.00	0.875	—
5008	25.00	—	—	25.00	—	—	3.875	11.63	11.25	3.309	10.00	1.000	—
5008G	—	—	—	—	—	—	3.500	10.50	10.19	3.007	9.00	0.875	—
5008L	28.50	—	—	—	—	—	4.875	14.63	14.38	4.168	12.88	1.250	—
5008S	25.00 <sup>1</sup>	—	—	—	—	—	2.875	5.75	5.50	2.450	4.13 <sup>1</sup>	0.750	—
	28.50 <sup>2</sup>	—	—	—	—	—	—	—	—	—	4.00 <sup>2</sup>	—	—
5008MS	28.50	—	—	—	—	—	3.375	6.75	6.50	2.880	5.00	0.875	—
5008SS	25.00 <sup>1</sup>	—	—	—	—	—	2.375	4.75	4.50	2.021	3.13 <sup>1</sup>	0.625	—
	28.50 <sup>2</sup>	—	—	—	—	—	—	—	—	—	3.00 <sup>2</sup>	—	—
5010L	28.50	—	—	32.00	—	—	4.875	14.63	14.38	4.168	12.88	1.250	—
5010S	—	—	—	—	—	—	2.875	5.75	5.50	2.450	4.00	0.750	—
5010MS	—	—	—	—	—	—	3.375	6.75	6.50	2.880	5.00	0.875	—
5010SS	—	—	—	—	—	—	2.375	4.75	4.50	2.021	3.00	0.625	—
5012L	—	—	—	40.00	—	—	4.875	14.63	14.38	4.168	12.88	1.250	—
5012S	—	—	—	—	—	—	2.875	5.75	5.50	2.450	4.00	0.750	—
5012MS	—	—	—	—	—	—	3.375	6.75	6.50	2.880	5.00	0.875	—
5012SS	—	—	—	—	—	—	2.375	4.75	4.50	2.021	3.00	0.625	—

1. Totally Enclosed Motors 2. Open Dripproof Motors † All marks shown within this document are properties of their other respective owners.



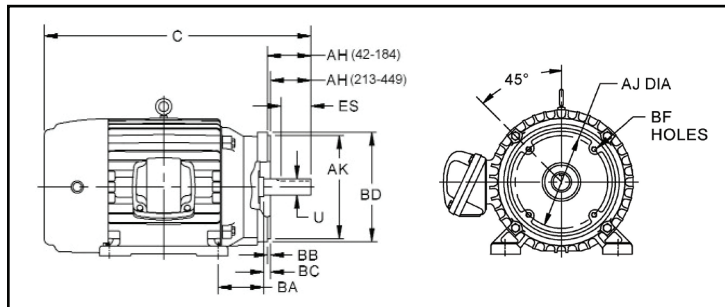
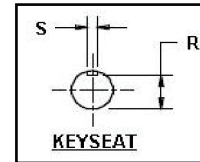
## JP Shaft

Frame	AH	U	EM	EL	EN	AK	Keyseat		
							R	ES Mins.	S
143 145	7.313	0.8745	1.0000	1.156	3/8-16 x .75	4.500	0.771	1.65	0.188
182 184	7.313	0.8745	1.0000	1.250	3/8-16 x .75	4.500	0.771	1.65	0.188
213 215	8.125	1.2495	1.3750	1.750	3/8-16 x .75	8.500	1.112	1.65	0.250
254 256	8.125	1.2495	1.3750	1.750	1/2-13 x 1.00	8.500	1.112	2.53	0.250
284 286	8.125	1.2495	1.3750	1.750	1/2-13 x 1.00	12.500	1.112	2.53	0.250
324 326	8.125	1.2495	1.3750	1.750	1/2-13 x 1.00	12.500	1.112	2.53	0.250
364 365	8.125	1.6245	1.7500	2.125	1/2-13 x 1.00	12.500	1.416	2.53	0.375



## JP Shaft

Frame	AH	U	EM	EL	EN	AK	Keyseat		
							R	ES Mins.	S
143 145	4.250	0.8745	1.0000	1.156	3/8-16 x .75	4.500	0.771	1.65	0.188
182 184	4.250	0.8745	1.0000	1.250	3/8-16 x .75	4.500	0.771	1.65	0.188
213 215	4.250	0.8745	1.0000	1.250	3/8-16 x .75	8.500	0.771	1.65	0.188
254 256	5.250	1.2495	1.3750	1.750	1/2-13 x 1.00	8.500	1.112	2.53	0.250
284 286	5.250	1.2495	1.3750	1.750	1/2-13 x 1.00	12.500	1.112	2.53	0.250
324 326	5.250	1.2495	1.3750	1.750	1/2-13 x 1.00	12.500	1.112	2.53	0.250



**Dimensions for  
Type C-Face AC Motors,  
Footed or Footless**

Frame	AJ	AK	BA	BB Min.	BC	BD Max.	BF Hole			U	AH	Keyseat		
							Number	Tap Size	Bolt Penetration Allowance			R	ES Mins.	S
42C	3.750	3.000	2.062	0.16	-0.19	5.00	4	1/4-20	—	0.375	1.312	0.328	—	flat
48C	3.750	3.000	2.50	0.16	-0.19	5.625	4	1/4-20	—	0.500	1.69	0.453	—	flat
56C	5.875	4.500	2.75	0.16	-0.19	6.50	4	3/8-16	—	0.625	2.06	0.515	1.41	0.188
143TC & 145TC	5.875	4.500	2.75	0.16	+0.12	6.50	4	3/8-16	0.56	0.875	2.12	0.771	1.41	0.188
182TC & 184TC	7.250	8.500	3.50	0.25	+0.12	9.00	4	1/2-13	0.75	1.125	2.62	0.986	1.78	0.250
182TCH & 184TCH	5.875	4.500	3.50	0.16	+0.12	6.50	4	3/8-16	0.56	1.125	2.62	0.986	1.78	0.250
213TC & 215TC	7.250	8.500	4.25	0.25	+0.25	9.00	4	1/2-13	0.75	1.375	3.12	1.201	2.41	0.312
254TC & 256TC	7.250	8.500	4.75	0.25	+0.25	10.00	4	1/2-13	0.75	1.625	3.75	1.416	2.91	0.375
284TC & 286TC	9.000	10.500	4.75	0.25	+0.25	11.25	4	1/2-13	0.75	1.875	4.38	1.591	3.28	0.500
284TSC & 286TSC	9.000	10.500	4.75	0.25	+0.25	11.25	4	1/2-13	0.75	1.625	3.00	1.416	1.91	0.375
324TC & 326TC	11.000	12.500	5.25	0.25	+0.25	14.00	4	5/8-11	0.94	2.125	5.00	1.845	3.91	0.500
324TSC & 326TSC	11.000	12.500	5.25	0.25	+0.25	14.00	4	5/8-11	0.94	1.875	3.50	1.591	2.03	0.500
364TC & 365TC	11.000	12.500	5.88	0.25	+0.25	14.00	4	5/8-11	0.94	2.375	5.62	2.021	4.28	0.625
364TSC & 365TSC	11.000	12.500	5.88	0.25	+0.25	14.00	8	5/8-11	0.94	1.875	3.50	1.591	2.03	0.500
404TC & 405TC	11.000	12.500	6.62	0.25	+0.25	15.50	8	5/8-11	0.94	2.875	7.00	2.450	5.65	0.750
404TSC & 405TSC	11.000	12.500	6.62	0.25	+0.25	15.50	8	5/8-11	0.94	2.125	4.00	1.845	2.78	0.500
444TC & 445TC	14.000	16.000	7.50	0.25	+0.25	18.00	8	5/8-11	0.94	3.375	8.25	2.880	6.91	0.875
444TSC & 445TSC	14.000	16.000	7.50	0.25	+0.25	18.00	8	5/8-11	0.94	2.375	4.50	2.021	3.03	0.625
447TC & 449TC	14.000	16.000	7.50	0.25	+0.25	18.00	8	5/8-11	0.94	3.375	8.25	2.880	6.91	0.875
447TSC & 449TSC	14.000	16.000	7.50	0.25	+0.25	18.00	8	5/8-11	0.94	2.375	4.50	2.021	3.03	0.625
5000 Frame Series	14.500	16.500	—	0.25	+0.25	18.00	4	5/8-11	0.94	—	—	—	—	—